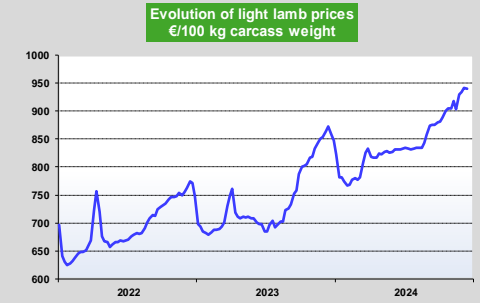
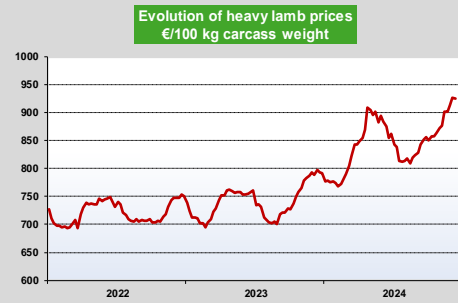
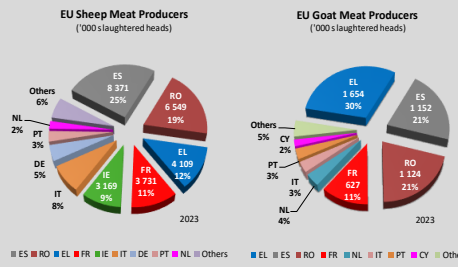
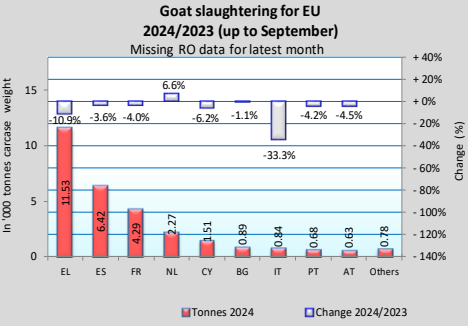
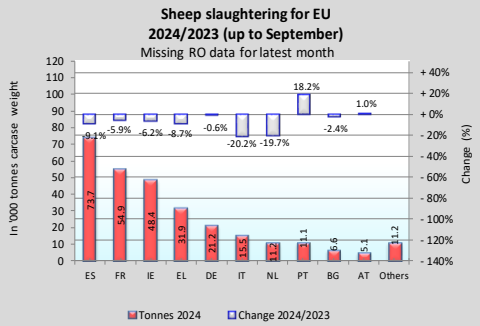


EU Prices

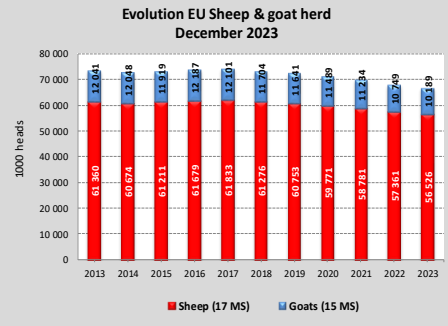
Week	50	Evolution since last week	Evolution since last month	Evolution since last year
<b>Heavy Lamb (&gt; 13 kg cw)</b>	<b>925.0</b> €/100 kg carcass weight (cw)	-0.1%	+2.6%	+15.9%
<b>Light Lamb (≤ 13 kg cw)</b>	<b>939.2</b>	-0.3%	+4.1%	+7.6%



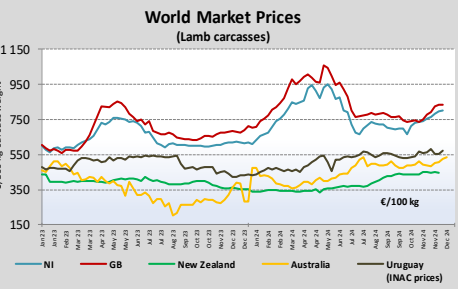
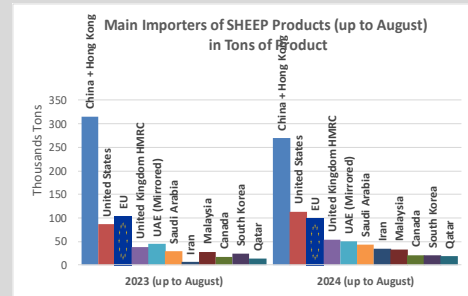
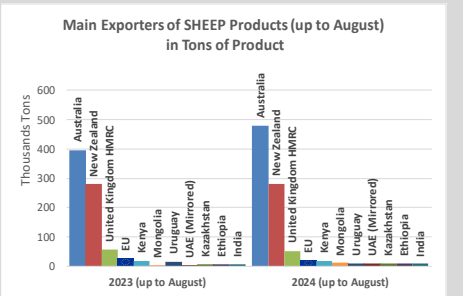
EU Production



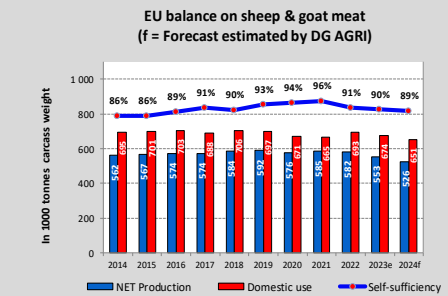
Livestock Survey



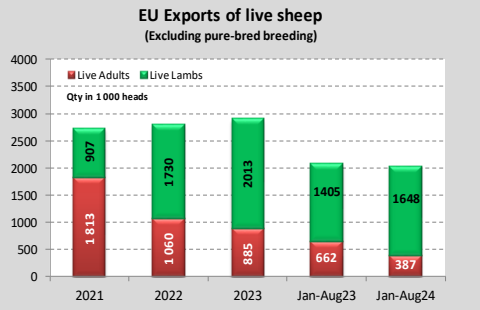
World Trade



Self-sufficiency



EU Trade



EU exports

SHEEP & GOAT (Tonnes carcass weight)			
Destination	Jan-Aug 23	Jan-Aug 24	% Chg
<b>Total</b>	<b>71 616</b>	<b>62 588</b>	<b>-13%</b>
Morocco	3 751	11 236	+++
Jordan	15 823	11 019	-30%
United Kingdom	12 638	10 901	-14%
Saudi Arabia	9 399	6 424	-32%
Israel	6 171	3 751	-39%
<b>Other destinations</b>	<b>23 833</b>	<b>19 258</b>	<b>-19%</b>

EU imports

SHEEP & GOAT (Tonnes carcass weight)			
Origin	Jan-Aug 23	Jan-Aug 24	% Chg
<b>Total</b>	<b>118 251</b>	<b>112 475</b>	<b>-5%</b>
New Zealand	51 603	54 199	+5%
United Kingdom	59 479	51 069	-14%
Australia	2 818	2 785	-1%
North Macedonia	1 752	1 554	-11%
Argentina	836	1 348	+61%
<b>Other origins</b>	<b>1 762</b>	<b>1 520</b>	<b>-14%</b>

EU Sheep and Goat Trade with UK from Jan to Aug 2024

	Exports to UK	Imports from UK
<b>Meats (Tonnes carcass weight)</b>	<b>10 877</b>	<b>49 173</b>
Great Britain	9 357	46 160
Northern Ireland	1 520	3 013
<b>Live Animals (Heads)</b>	<b>793</b>	<b>189 219</b>
Great Britain	9	-
Northern Ireland	784	189 219

EU Prices	Week	50	Evolution since last week	Evolution since last month	Evolution since last year
	Heavy Lamb (> 13 kg cw)  €/100 kg carcass weight (cw)	925.0	- 0.1%	+ 2.6%	+ 15.9%
Light Lamb (≤ 13 kg cw)	939.2	- 0.3%	+ 4.1%	+ 7.6%	

Source : MSs (Weekly communications under Reg. (EU) 2017/1185)

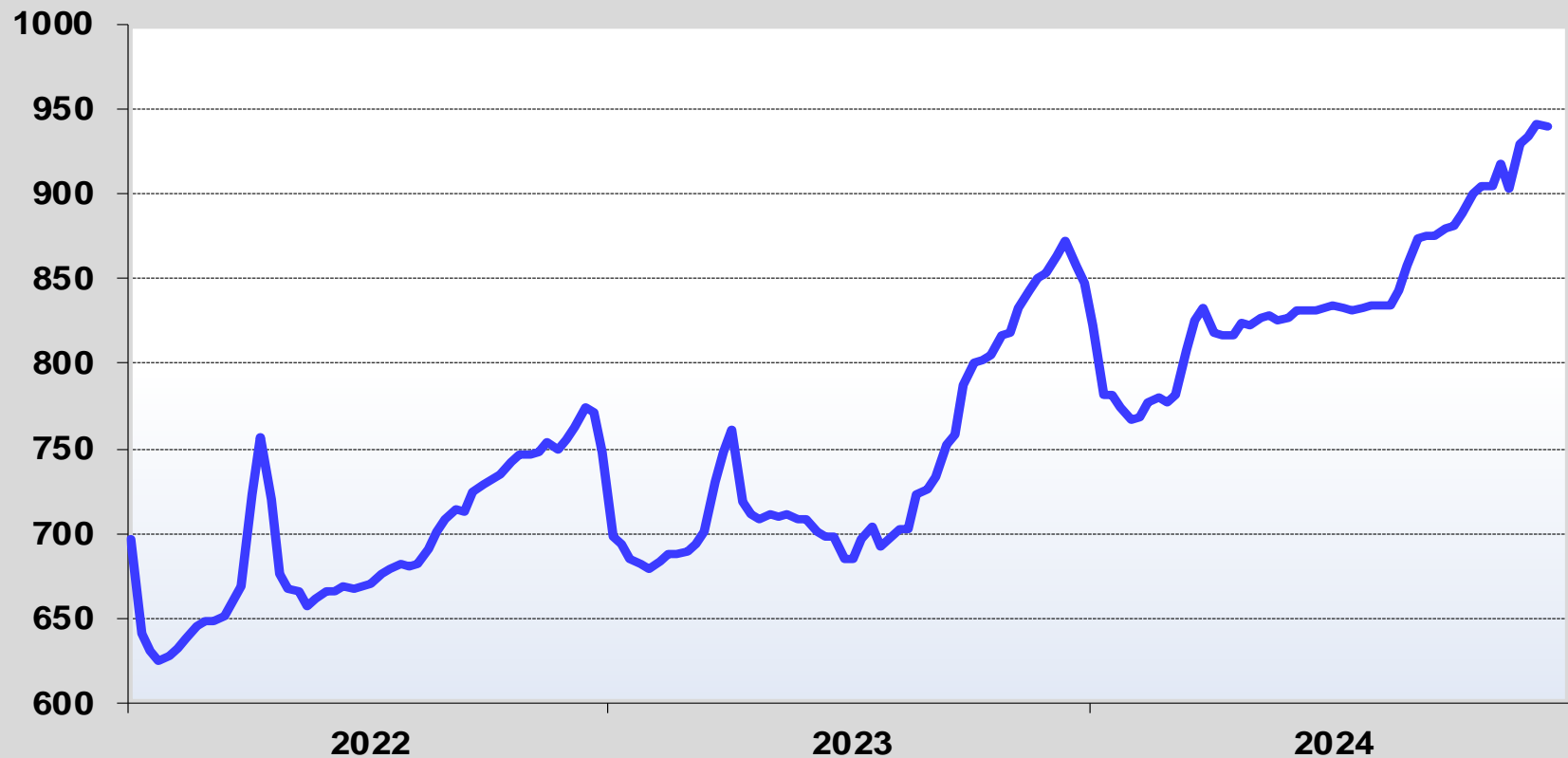
## Evolution of heavy lamb prices €/100 kg carcass weight



Source : MSs (Weekly communications under Reg. (EU) 2017/1185)



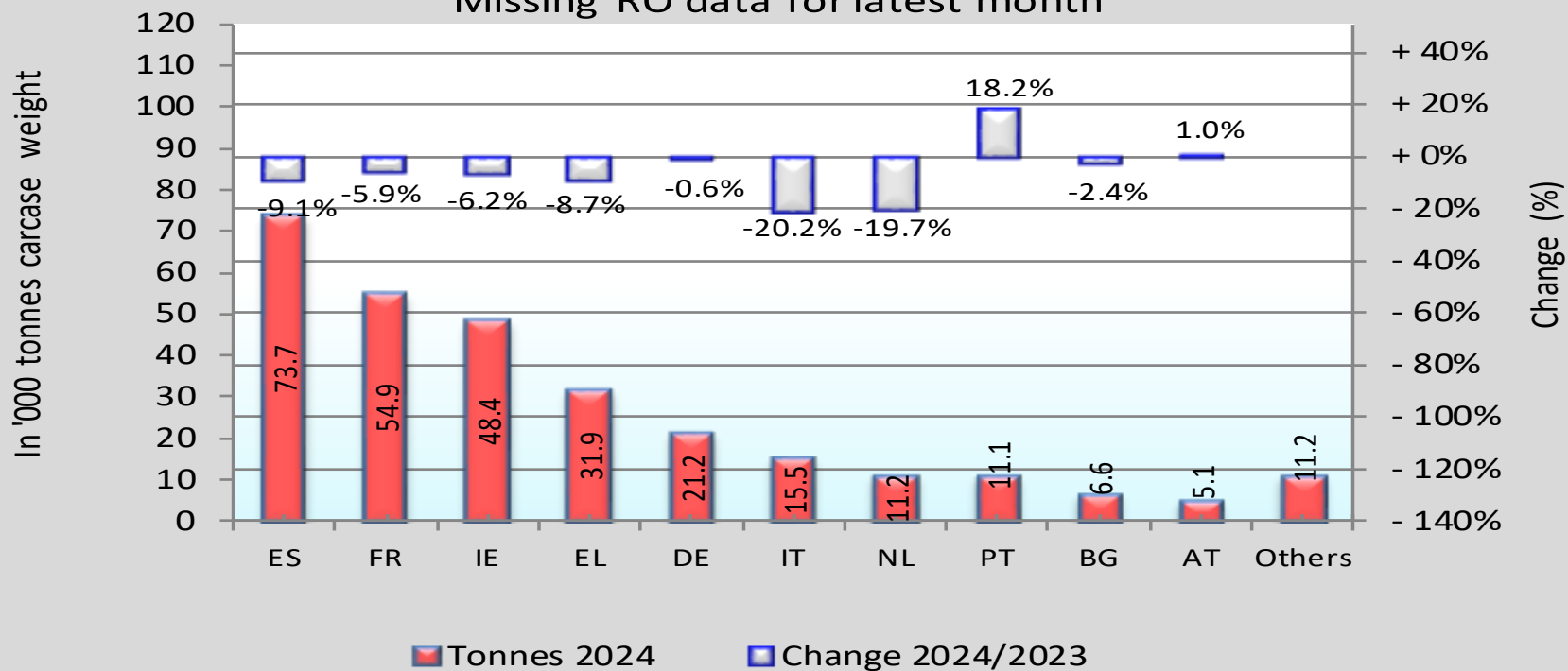
## Evolution of light lamb prices €/100 kg carcass weight



Source : MSs (Weekly communications under Reg. (EU) 2017/1185)

## Sheep slaughtering for EU 2024/2023 (up to September)

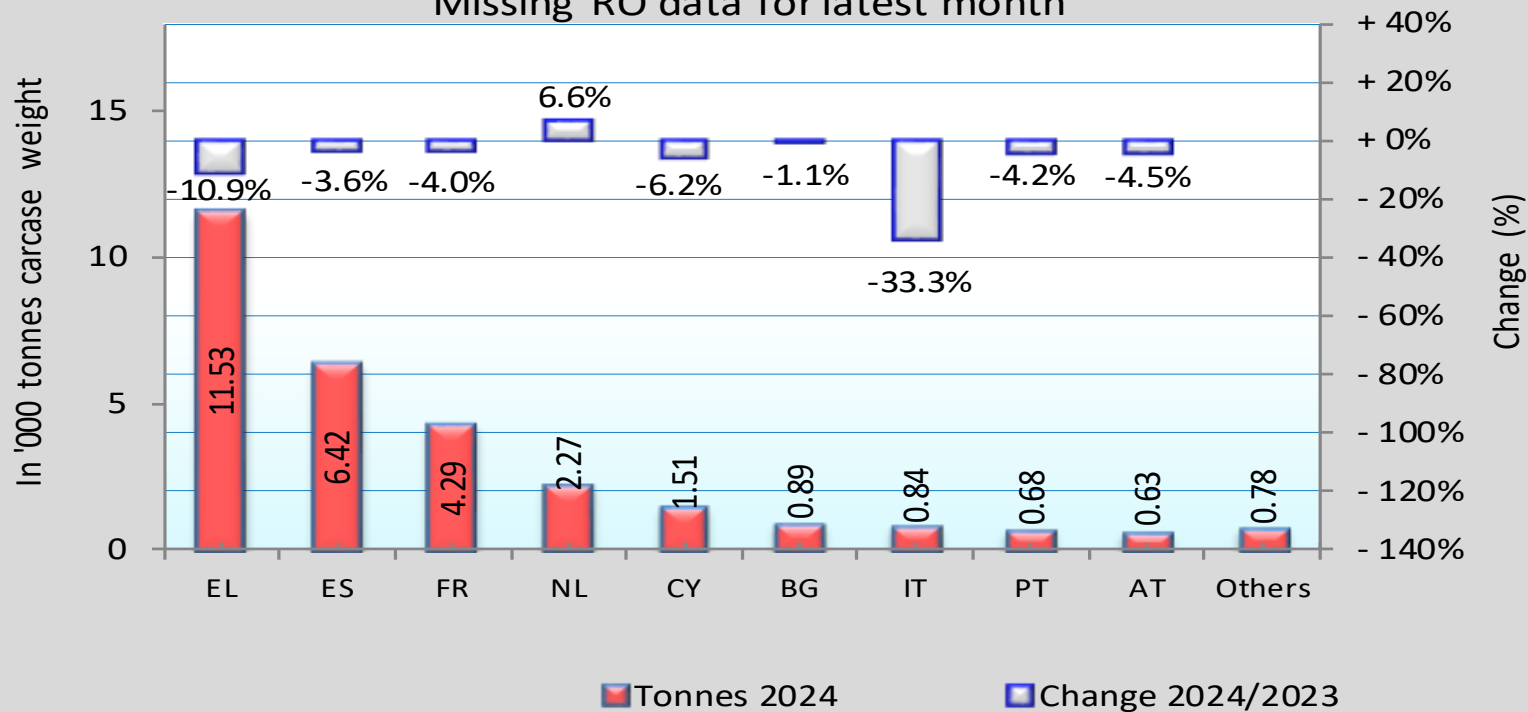
Missing RO data for latest month



Source : Eurostat

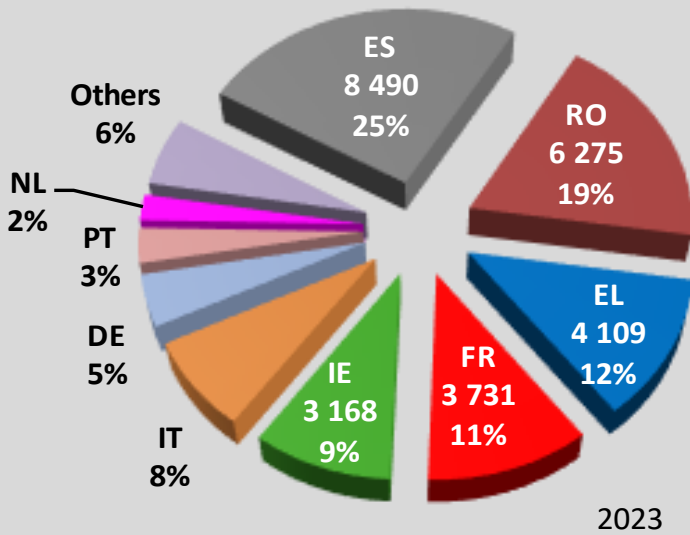
## Goat slaughtering for EU 2024/2023 (up to September)

Missing RO data for latest month

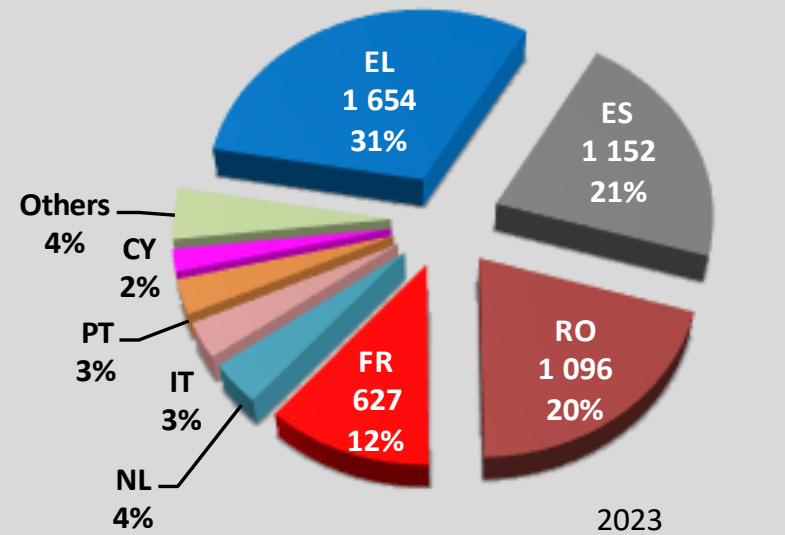


Source : Eurostat

### EU Sheep Meat Producers ( '000 slaughtered heads)



### EU Goat Meat Producers ( '000 slaughtered heads)

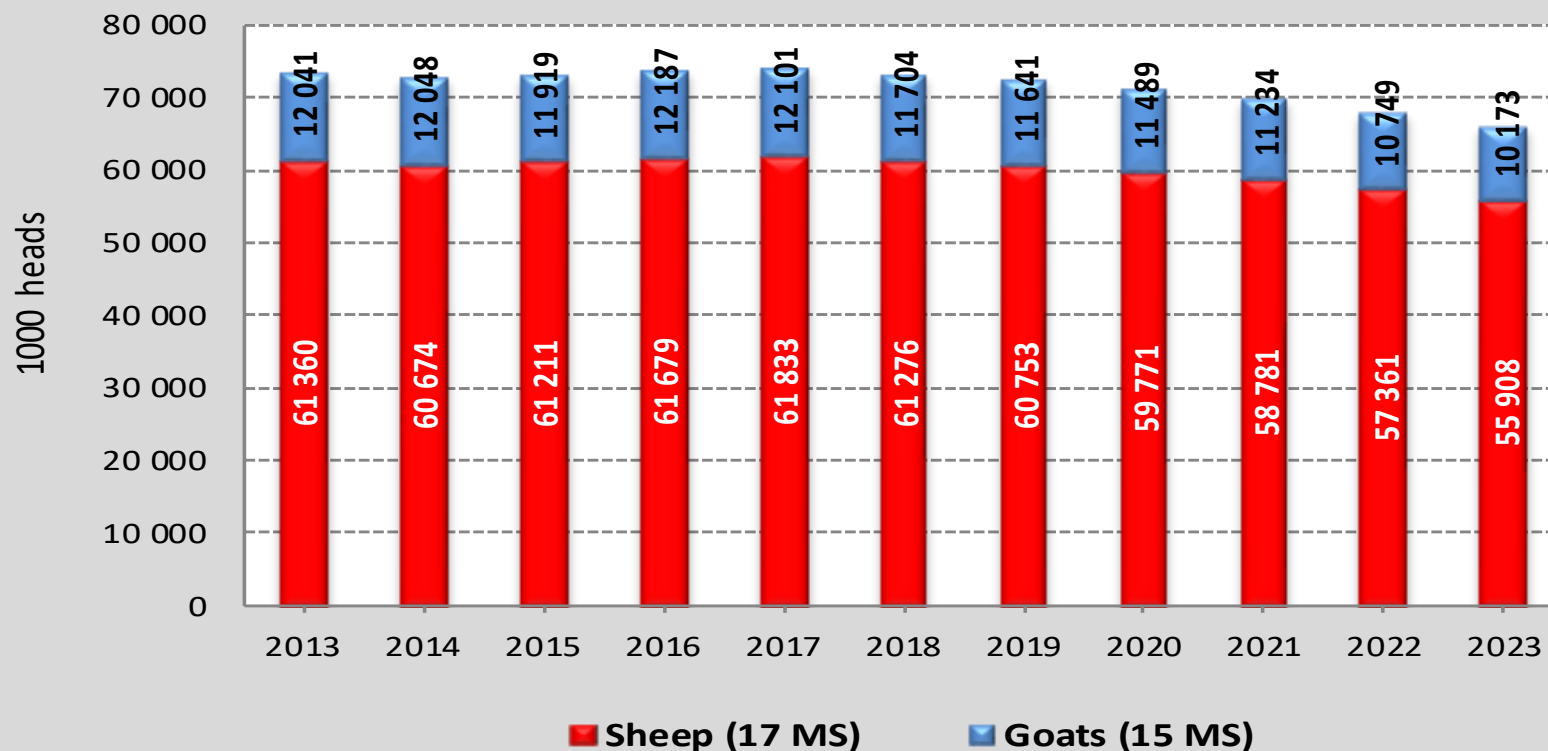


■ ES ■ RO ■ EL ■ FR ■ IE ■ IT ■ DE ■ PT ■ NL ■ Others

■ EL ■ ES ■ RO ■ FR ■ NL ■ IT ■ PT ■ CY ■ Others

Source : Eurostat

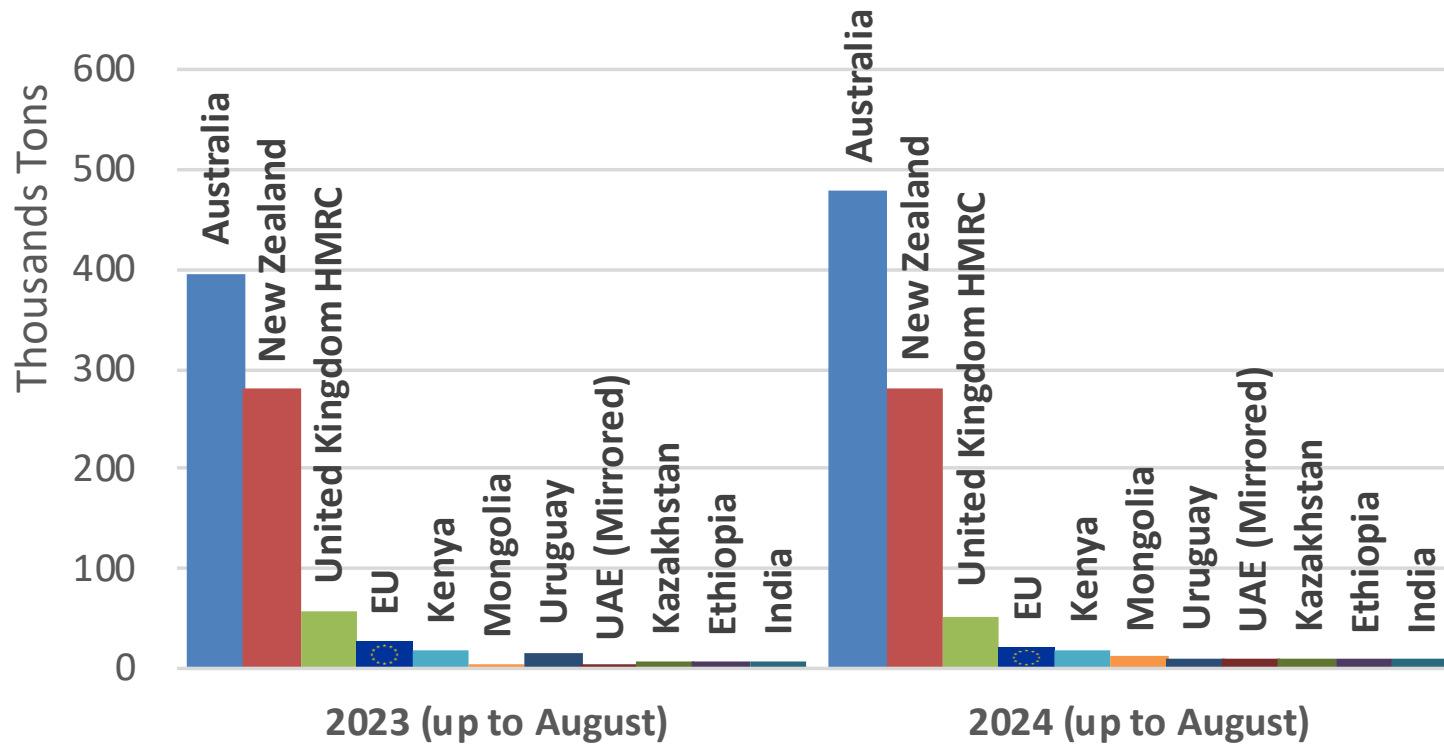
## Evolution EU Sheep & goat herd December 2023

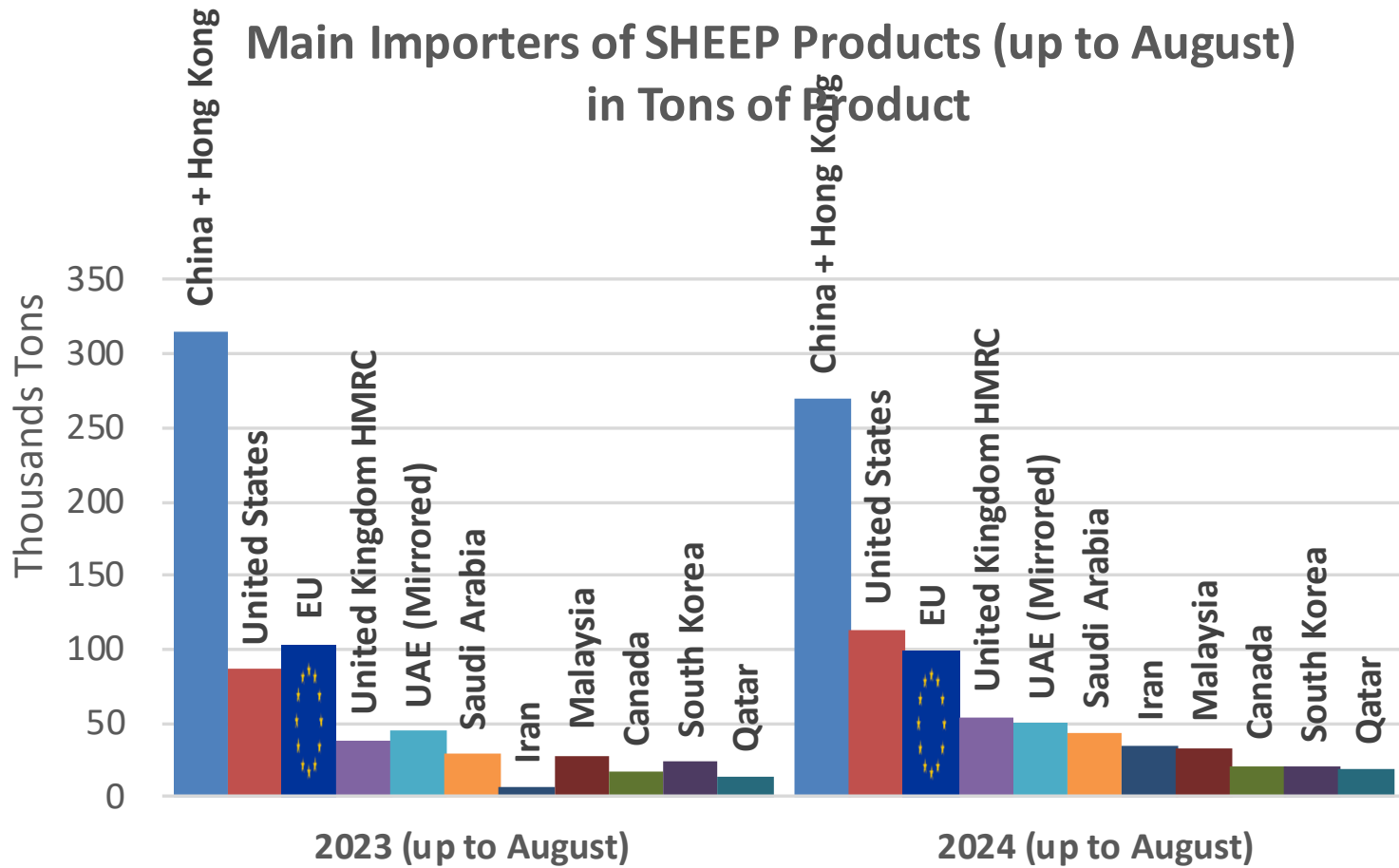


Source : Eurostat

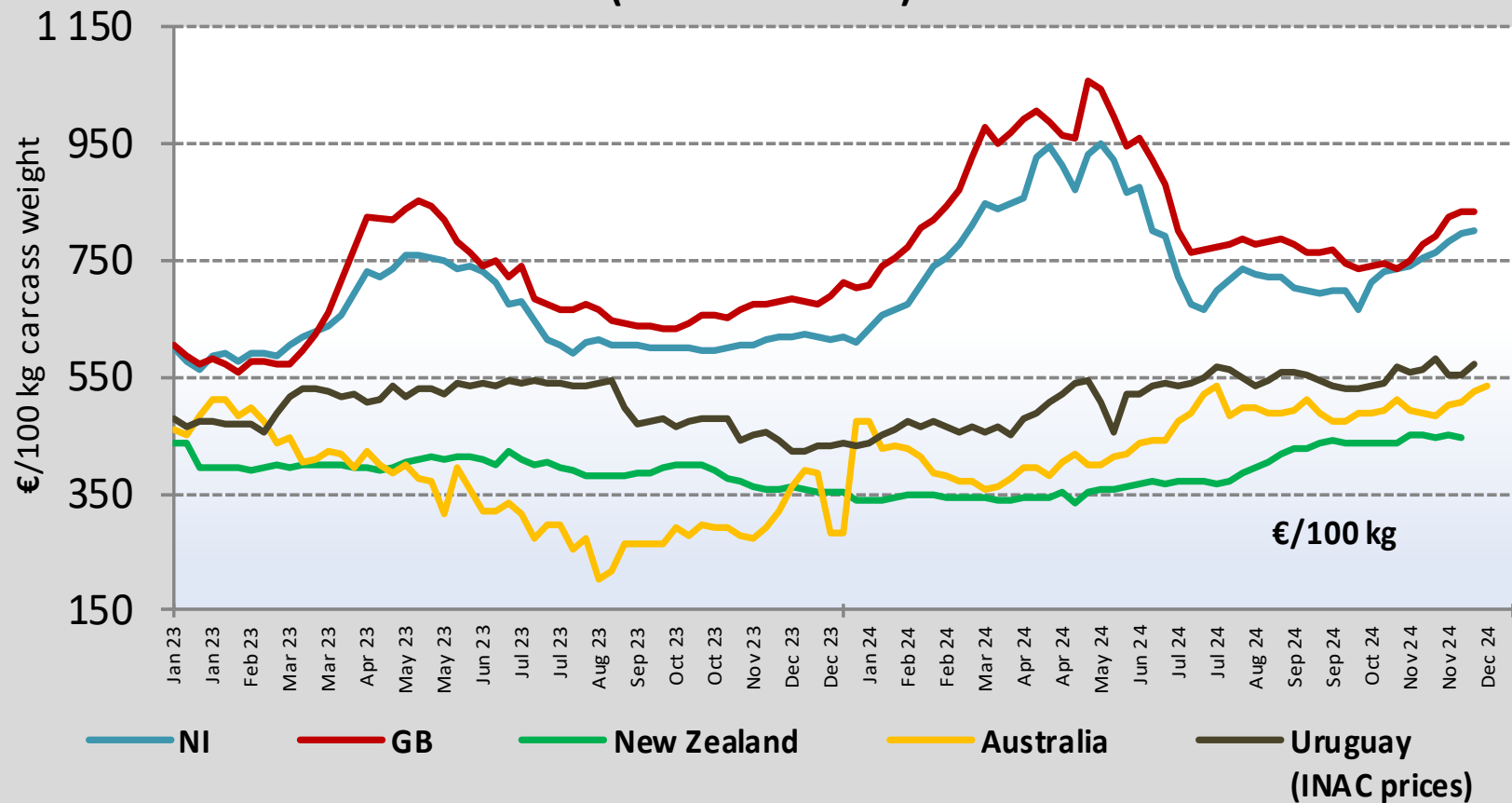


## Main Exporters of SHEEP Products (up to August) in Tons of Product

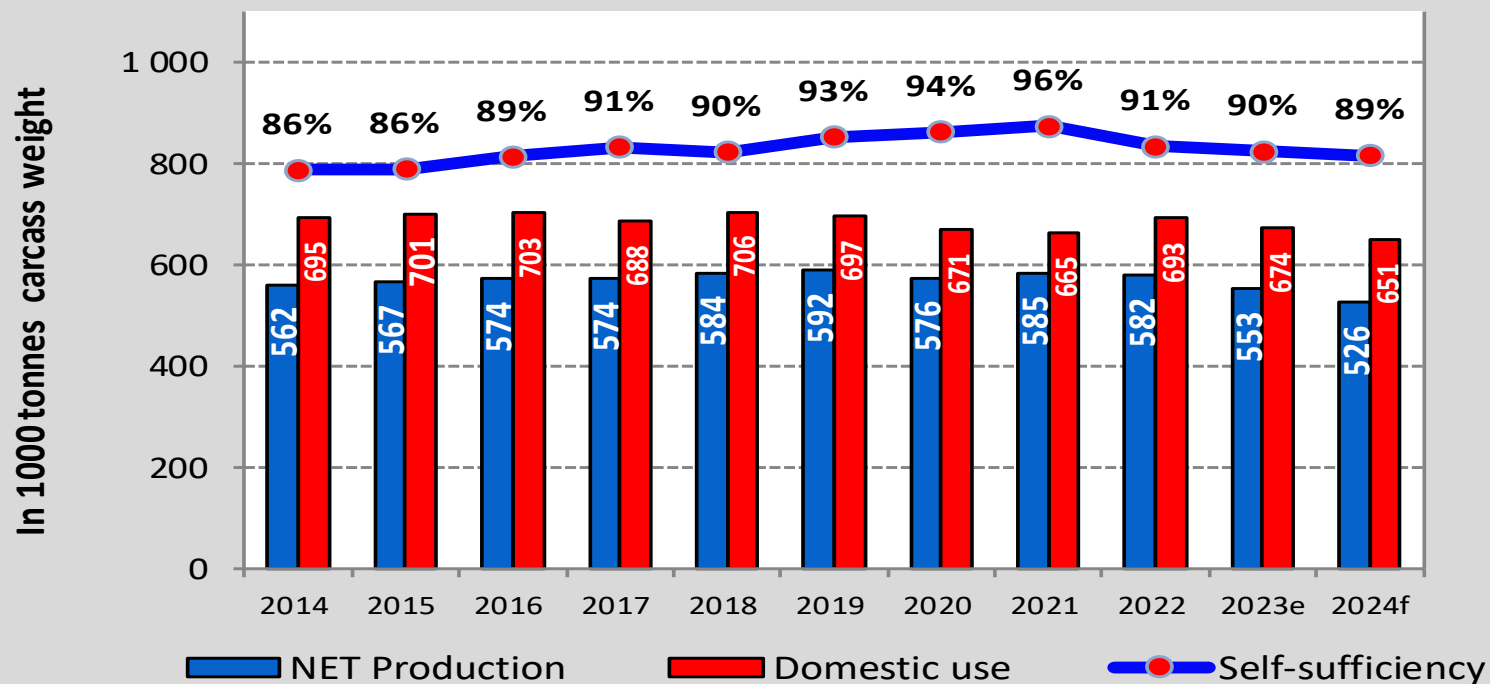




## World Market Prices (Lamb carcasses)

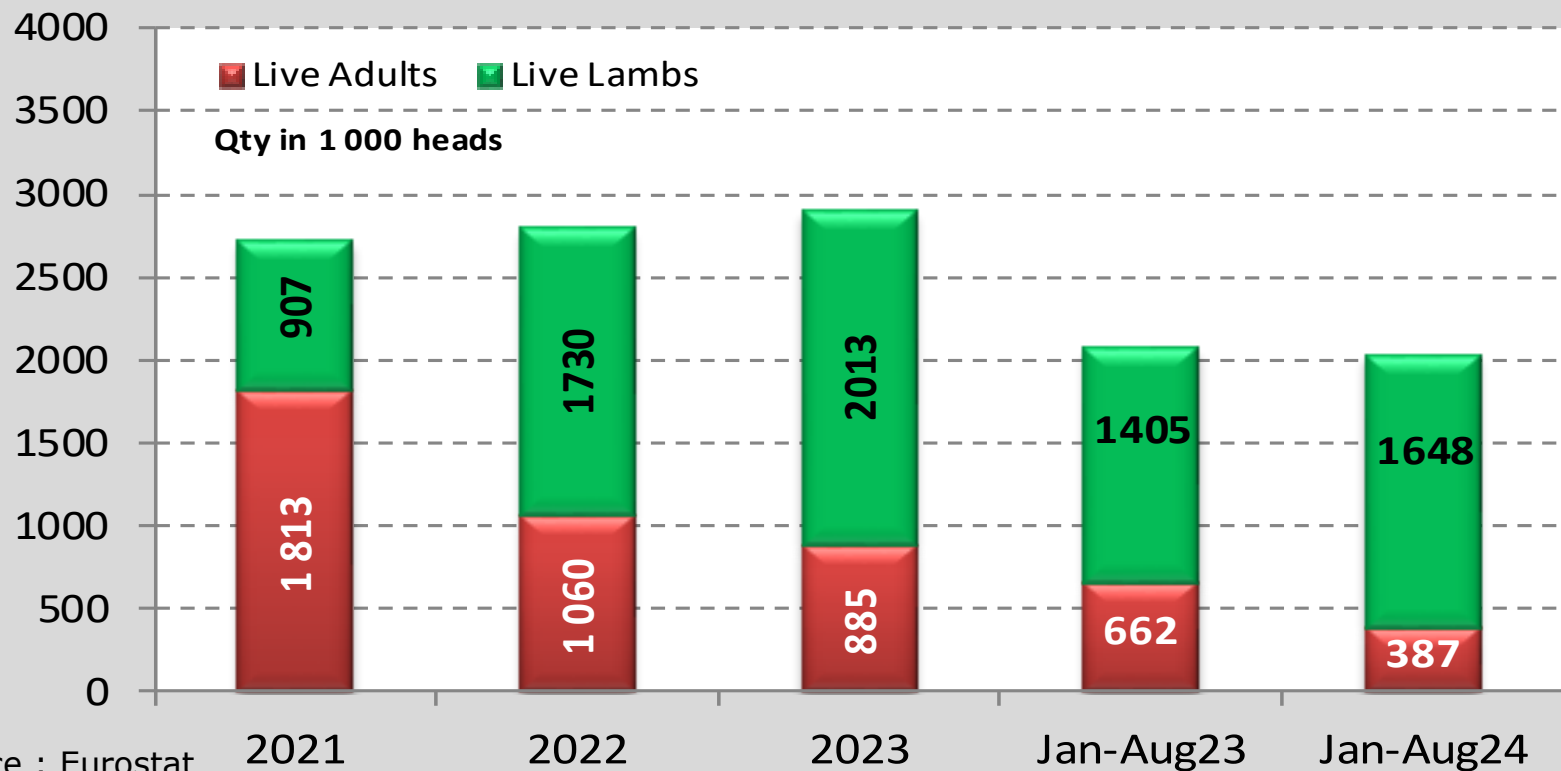


## EU balance on sheep & goat meat (f = Forecast estimated by DG AGRI)



Source : DG AGRI Short-term outlook report

## EU Exports of live sheep (Excluding pure-bred breeding)



Source : Eurostat

## EU exports

<b>SHEEP &amp; GOAT (Tonnes carcass weight)</b>			
<b>Destination</b>	<b>Jan-Aug 23</b>	<b>Jan-Aug 24</b>	<b>% Chg</b>
<b>Total</b>	<b>71 616</b>	<b>62 588</b>	<b>- 13%</b>
Morocco	3 751	11 236	+++
Jordan	15 823	11 019	- 30%
United Kingdom	12 638	10 901	- 14%
Saudi Arabia	9 399	6 424	- 32%
Israel	6 171	3 751	- 39%
<b>Other destinations</b>	<b>23 833</b>	<b>19 258</b>	<b>- 19%</b>

Source : Eurostat



## EU imports

<b>SHEEP &amp; GOAT (Tonnes carcass weight)</b>			
<b>Origin</b>	<b>Jan-Aug 23</b>	<b>Jan-Aug 24</b>	<b>% Chg</b>
<b>Total</b>	<b>118 251</b>	<b>112 475</b>	<b>- 5%</b>
New Zealand	51 603	54 199	+ 5%
United Kingdom	59 479	51 069	- 14%
Australia	2 818	2 785	- 1%
North Macedonia	1 752	1 554	- 11%
Argentina	836	1 348	+ 61%
<b>Other origins</b>	<b>1 762</b>	<b>1 520</b>	<b>- 14%</b>

Source : Eurostat



<b>EU Sheep and Goat Trade with UK from Jan to Aug 2024</b>		
	<b>Exports to UK</b>	<b>Imports from UK</b>
<b>Meats (Tonnes carcass weight)</b>	<b>10 877</b>	<b>49 173</b>
Great Britain	9 357	46 160
Northern Ireland	1 520	3 013
<b>Live Animals (Heads)</b>	<b>793</b>	<b>189 219</b>
Great Britain	9	-
Northern Ireland	784	189 219

Source : Eurostat