

AGRI-FOOD TRADE STATISTICAL FACTSHEET

European Union - USMCA (United States-Mexico-Canada Agreement)

Notes to the reader

The data used in this factsheet were provided by ISDB and extracted from the **COMEXT-EUROSTAT** database unless otherwise indicated, in statistical regime All.

"EU" refers to the European Union at 27 members (after the withdrawal of the UK) for all years indicated.

"Agri-food products" refers to the WTO definition of agricultural products and includes the chapters 1-24 (excluding fish and fish products) of the Harmonised System, and a number of headings in chapters 29, 33, 35, 38, 41, 43 and 50-53. The aggregate of EU Agri-food trade does not contain tariff codes CN 3302.10.40 and CN 3302.10.90 (some odoriferous substances which are regarded as industrial products).

The details of the **product categories** referred to in this factsheet are available on: [Agri-food trade presentation \(europa.eu\)](https://ec.europa.eu/agri-food/trade-presentation)

More trade statistics including main economic indicators, GDP by sector, trade in goods and trade in commercial services are provided by the EU Commission Directorate-General for Trade on their website: https://agriculture.ec.europa.eu/data-and-analysis/markets/trade-data/trade-countryregion/trade-value_en

Extraction date: 15-04-2024

| Table of Contents | pg |
|---|----|
| 1. Selection of indicators | |
| - Trade indicators | 2 |
| 2. Structure of EU Agri-food trade with USMCA , 2013 - 2023 | 3 |
| 3. EU Agri-food EXPORTS to USMCA by product category | |
| - Top EU Agri-food exports in 2023 | 4 |
| - Evolution of 15 top EU Agri-food exports, 2019 - 2023 | 4 |
| - Evolution of EU Agri-food exports, 2019 - 2023 | 5 |
| 4. EU Agri-food IMPORTS from USMCA by product category | |
| - Top EU Agri-food imports in 2023 | 6 |
| - Evolution of 15 top EU Agri-food imports, 2019 - 2023 | 6 |
| - Evolution of EU Agri-food imports, 2019 - 2023 | 7 |
| 5. EU Agri-food trade with USMCA by HS chapters | |
| - Evolution of EU Agri-food exports, 2019 - 2023 | 8 |
| - Evolution of EU Agri-food imports, 2019 - 2023 | 8 |

USMCA (United States-Mexico-Canada Agreement)

Canada, Mexico, USA

DISCLAIMER

Any error in the data provided is the sole responsibility of the EU Commission Directorate-General for Agriculture and Rural Development Unit G.1.

Please send your feedback to: agri-G1@ec.europa.eu

EU Agri-Food trade with: USMCA (United States-Mexico-Canada Agreement)

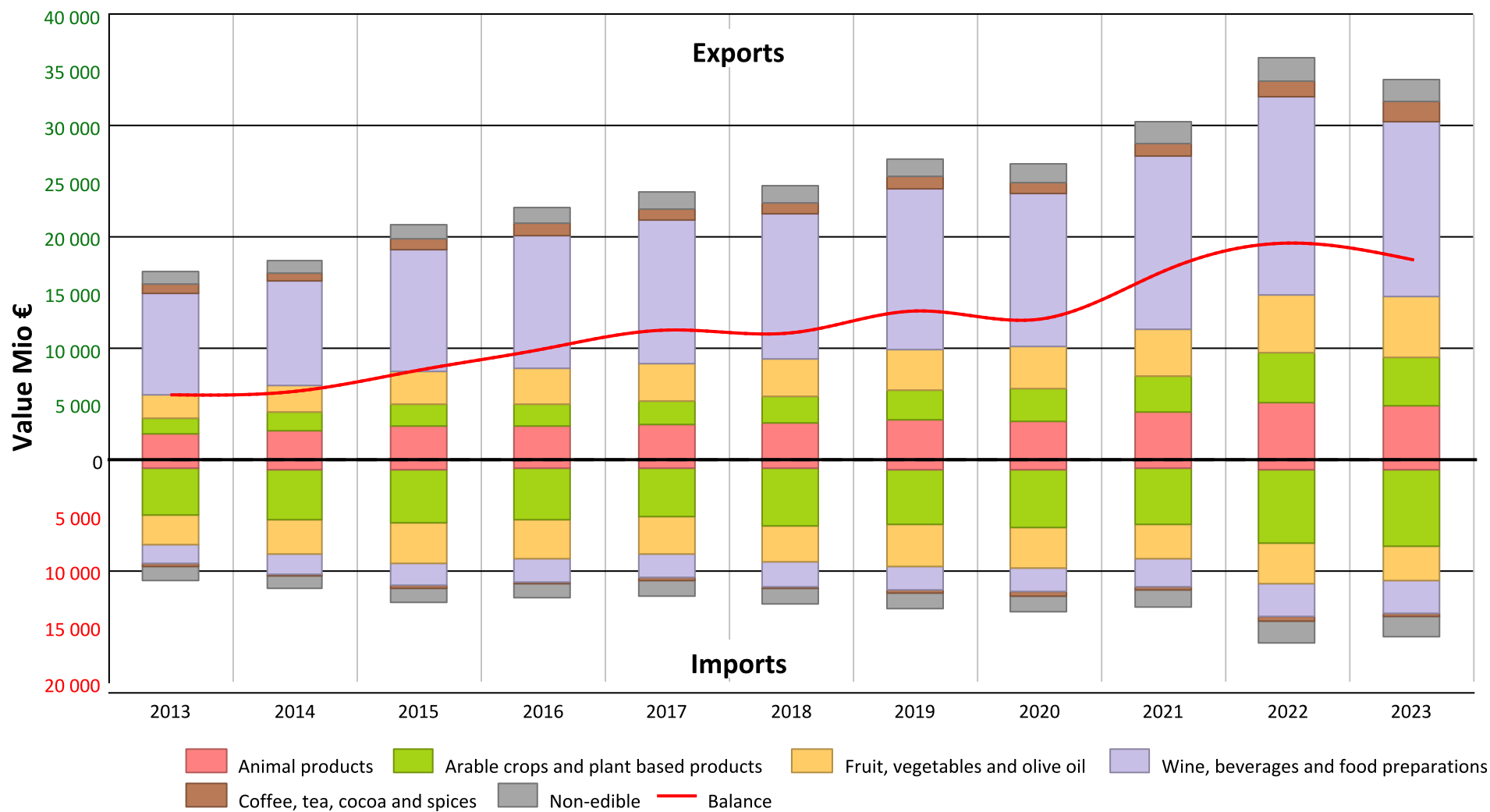
1. Selection of indicators

Trade indicators

| | Unit | Exports | Imports | Balance |
|---|-------|-----------|-----------|---------|
| EU27 Agri-food trade with USMCA (United States-Mexico-Canada Agreement) | | | | |
| Agri-food trade value | Mio € | 33 982 | 15 964 | 18 018 |
| - as share of EU27 total Agri-food trade | (%) | 14.9 | 10.1 | |
| - as share of EU27 total trade with USMCA (United States-Mexico-Canada Agreement) | (%) | 5.6 | 4.0 | |
| % change 2022 - 2023 | | -5.7 | -3.3 | |
| Annual rate of change from 2013 - 2023 | (%) | 7.3 | 3.9 | |
| | | | | |
| | | | | |
| EU27 total trade with USMCA (United States-Mexico-Canada Agreement) | | | | |
| Total trade value | Mio € | 604 100 | 402 814 | 201 287 |
| - as share of EU27 total trade | (%) | 23.6 | 16.0 | |
| | | | | |
| EU27 world trade | | | | |
| Total trade value | Mio € | 2 556 755 | 2 518 822 | 37 933 |
| Total Agri-food trade | Mio € | 228 747 | 158 603 | 70 143 |
| - as share of EU27 total trade | (%) | 9.0 | 6.3 | 184.9 |

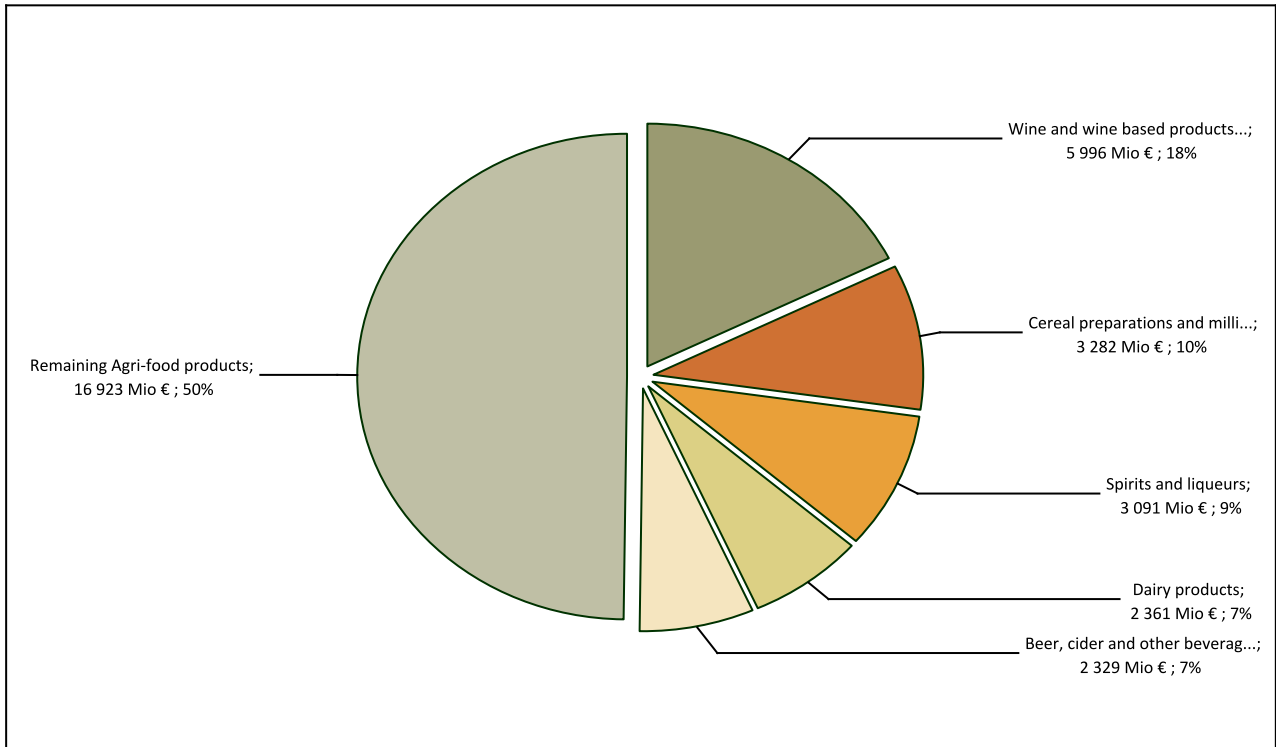
EU Agri-Food trade with: USMCA (United States-Mexico-Canada Agreement)

2. Structure of EU Agri-food trade with USMCA (United States-Mexico-Canada Agreement), 2013 - 2023



3. EU Agri-food EXPORTS to USMCA (United States-Mexico-Canada Agreement) by product category

Top EU Agri-food exports to USMCA (United States-Mexico-Canada Agreement) in 2023



Evolution of 15 top EU Agri-food exports to USMCA (United States-Mexico-Canada Agreement), 2019 - 2023

| | | Exports | | | | | | |
|----|--|-------------|--------|--------|--------|--------|------------------------|------------------|
| | | Value Mio € | | | | | % | |
| | | 2019 | 2020 | 2021 | 2022 | 2023 | Share in all Agri 2023 | Change 2022-2023 |
| | Agri-food | 26 866 | 26 452 | 30 300 | 36 019 | 33 982 | 100.0 | -5.7 |
| 1 | Wine and wine based products | 5 213 | 4 615 | 5 791 | 6 466 | 5 996 | 17.6 | -7.3 |
| 2 | Cereal preparations and milling products | 2 090 | 2 237 | 2 403 | 3 270 | 3 282 | 9.7 | 0.4 |
| 3 | Spirits and liqueurs | 3 578 | 3 038 | 3 585 | 4 175 | 3 091 | 9.1 | -26.0 |
| 4 | Dairy products | 1 718 | 1 598 | 1 902 | 2 322 | 2 361 | 6.9 | 1.7 |
| 5 | Beer, cider and other beverages | 3 117 | 3 331 | 2 920 | 2 727 | 2 329 | 6.9 | -14.6 |
| 6 | Olives and olive oil | 1 486 | 1 545 | 1 638 | 2 099 | 2 203 | 6.5 | 5.0 |
| 7 | Mixed food preparations and ingredients | 1 356 | 1 588 | 1 871 | 2 449 | 2 182 | 6.4 | -10.9 |
| 8 | Confectionery and chocolate | 1 175 | 1 205 | 1 485 | 1 923 | 2 008 | 5.9 | 4.4 |
| 9 | Preparations of fruit, nuts and vegetables | 1 087 | 1 162 | 1 393 | 1 830 | 1 943 | 5.7 | 6.2 |
| 10 | Coffee, tea, cocoa and spices | 1 026 | 991 | 1 084 | 1 448 | 1 815 | 5.3 | 25.3 |
| 11 | Other animal products | 1 082 | 937 | 1 222 | 1 487 | 1 393 | 4.1 | -6.3 |
| 12 | Vegetables | 788 | 798 | 857 | 961 | 1 006 | 3.0 | 4.7 |
| 13 | Pigmeat | 595 | 614 | 882 | 988 | 805 | 2.4 | -18.5 |
| 14 | Pet food and forage crops | 407 | 497 | 650 | 767 | 679 | 2.0 | -11.5 |
| 15 | Non edible for technical use | 477 | 514 | 591 | 657 | 483 | 1.4 | -26.5 |
| | Remaining Agri-food products | 1 672 | 1 781 | 2 027 | 2 451 | 2 406 | 7.1 | -1.8 |

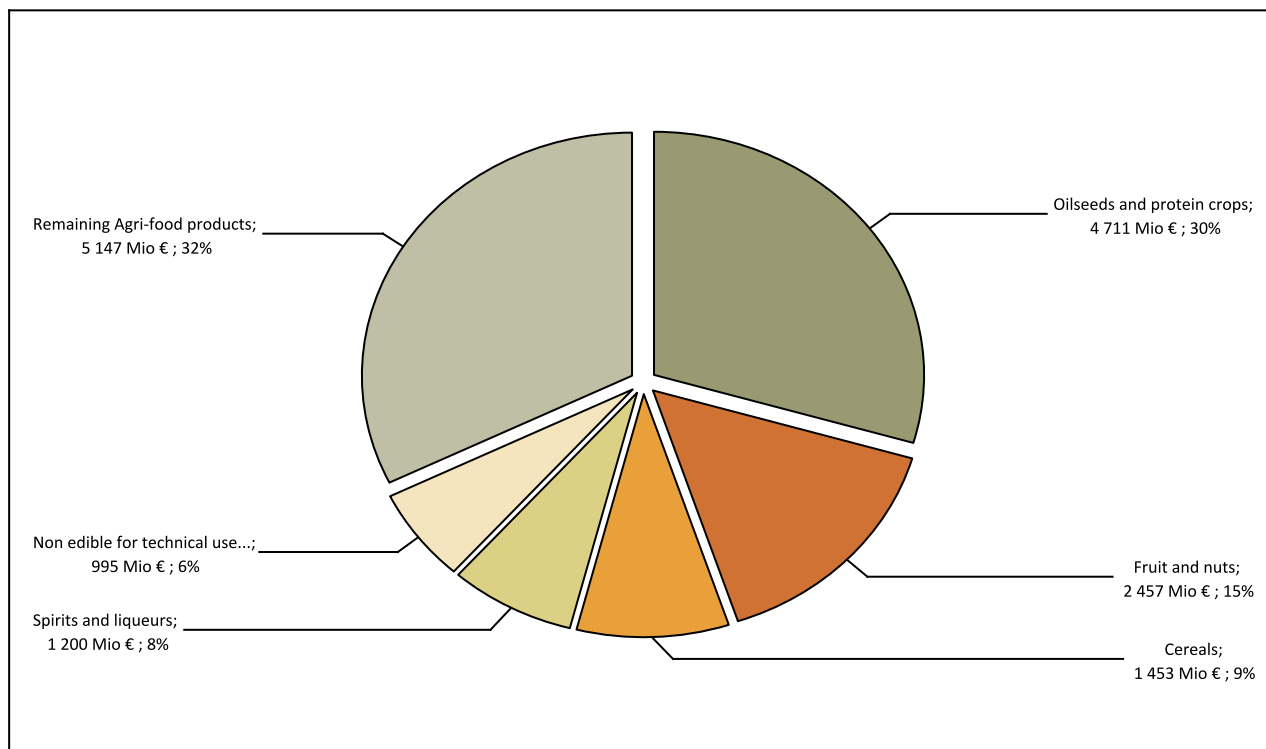
EU Agri-Food trade with: USMCA (United States-Mexico-Canada Agreement)

Evolution of EU Agri-food exports to USMCA (United States-Mexico-Canada Agreement), 2019 - 2023

| | Exports | | | | | | |
|---|-------------|--------|--------|--------|--------|------------------------|------------------|
| | Value Mio € | | | | | % | |
| | 2019 | 2020 | 2021 | 2022 | 2023 | Share in all Agri 2023 | Change 2022-2023 |
| Agri-food | 26 866 | 26 452 | 30 300 | 36 019 | 33 982 | 100.0 | -5.7 |
| Animal products | 3 514 | 3 311 | 4 198 | 5 087 | 4 769 | 14.0 | -6.3 |
| Beef and veal | 68 | 120 | 136 | 146 | 118 | 0.3 | -19.1 |
| Pigmeat | 595 | 614 | 882 | 988 | 805 | 2.4 | -18.6 |
| Poultry and eggs | 44 | 36 | 48 | 133 | 86 | 0.3 | -35.4 |
| Sheep and goat | 7 | 7 | 7 | 11 | 6 | 0.0 | -50.3 |
| Dairy products | 1 718 | 1 598 | 1 902 | 2 322 | 2 361 | 6.9 | 1.7 |
| Other animal products | 1 082 | 937 | 1 222 | 1 487 | 1 393 | 4.1 | -6.3 |
| Arable crops and plant based products | 2 652 | 2 935 | 3 217 | 4 398 | 4 407 | 13.0 | 0.2 |
| Cereals | 247 | 245 | 294 | 354 | 434 | 1.3 | 22.6 |
| Cereal preparations and milling products | 2 090 | 2 237 | 2 403 | 3 270 | 3 282 | 9.7 | 0.4 |
| Oilseeds and protein crops | 54 | 80 | 86 | 124 | 127 | 0.4 | 2.2 |
| Vegetable oils (Oilseeds and Palm) | 63 | 113 | 143 | 289 | 220 | 0.6 | -24.1 |
| Margarine and other oils and fats (vegetable) | 193 | 254 | 284 | 353 | 334 | 1.0 | -5.3 |
| Sugar and isoglucose | 6 | 7 | 7 | 7 | 10 | 0.0 | 38.6 |
| Fruit, vegetables and olive oil | 3 678 | 3 779 | 4 168 | 5 216 | 5 461 | 16.1 | 4.7 |
| Vegetables | 788 | 798 | 857 | 961 | 1 006 | 3.0 | 4.6 |
| Fruit and nuts | 318 | 274 | 280 | 326 | 309 | 0.9 | -5.2 |
| Preparations of fruit, nuts and vegetables | 1 087 | 1 162 | 1 393 | 1 830 | 1 943 | 5.7 | 6.2 |
| Olives and olive oil | 1 486 | 1 545 | 1 638 | 2 099 | 2 203 | 6.5 | 4.9 |
| Wine, beverages and food preparations | 14 439 | 13 778 | 15 652 | 17 740 | 15 606 | 45.9 | -12.0 |
| Wine and wine based products | 5 213 | 4 615 | 5 791 | 6 466 | 5 996 | 17.6 | -7.3 |
| Spirits and liqueurs | 3 578 | 3 038 | 3 585 | 4 175 | 3 091 | 9.1 | -26.0 |
| Beer, cider and other beverages | 3 117 | 3 331 | 2 920 | 2 727 | 2 329 | 6.9 | -14.6 |
| Confectionery and chocolate | 1 175 | 1 205 | 1 485 | 1 923 | 2 008 | 5.9 | 4.5 |
| Mixed food preparations and ingredients | 1 356 | 1 588 | 1 871 | 2 449 | 2 182 | 6.4 | -10.9 |
| Coffee, tea, cocoa and spices | 1 026 | 991 | 1 084 | 1 448 | 1 815 | 5.3 | 25.4 |
| Coffee, tea, cocoa and spices | 1 026 | 991 | 1 084 | 1 448 | 1 815 | 5.3 | 25.4 |
| Non-edible | 1 556 | 1 657 | 1 981 | 2 131 | 1 924 | 5.7 | -9.7 |
| Pet food and forage crops | 407 | 497 | 650 | 767 | 679 | 2.0 | -11.5 |
| Tobacco, cigars and cigarettes | 133 | 124 | 133 | 150 | 245 | 0.7 | 63.3 |
| Horticulture | 363 | 324 | 411 | 496 | 459 | 1.4 | -7.5 |
| Non edible for technical use | 477 | 514 | 591 | 657 | 483 | 1.4 | -26.5 |
| Unspecified | 177 | 198 | 197 | 60 | 58 | 0.2 | -3.8 |

4. EU Agri-food IMPORTS from USMCA (United States-Mexico-Canada Agreement) by product category

Top EU Agri-food imports from USMCA (United States-Mexico-Canada Agreement) in 2023



Evolution of 15 top EU Agri-food imports from USMCA (United States-Mexico-Canada Agreement), 2019 - 2023

| | | Imports | | | | | | |
|----|---|-------------|--------|--------|--------|--------|------------------------|------------------|
| | | Value Mio € | | | | | % | |
| | | 2019 | 2020 | 2021 | 2022 | 2023 | Share in all Agri 2023 | Change 2022-2023 |
| | Agri-food | 13 446 | 13 766 | 13 279 | 16 510 | 15 964 | 100.0 | -3.3 |
| 1 | Oilseeds and protein crops | 3 711 | 3 767 | 3 579 | 4 351 | 4 711 | 29.5 | 8.3 |
| 2 | Fruit and nuts | 3 056 | 2 979 | 2 577 | 3 001 | 2 457 | 15.4 | -18.1 |
| 3 | Cereals | 802 | 961 | 859 | 1 511 | 1 453 | 9.1 | -3.8 |
| 4 | Spirits and liqueurs | 682 | 618 | 679 | 1 077 | 1 200 | 7.5 | 11.4 |
| 5 | Non edible for technical use | 609 | 723 | 790 | 1 214 | 995 | 6.2 | -18.0 |
| 6 | Mixed food preparations and ingredients | 822 | 871 | 935 | 953 | 883 | 5.5 | -7.3 |
| 7 | Other animal products | 662 | 684 | 553 | 644 | 666 | 4.2 | 3.4 |
| 8 | Pet food and forage crops | 411 | 401 | 464 | 527 | 459 | 2.9 | -12.9 |
| 9 | Preparations of fruit, nuts and vegetables | 433 | 391 | 397 | 407 | 395 | 2.5 | -2.9 |
| 10 | Cereal preparations and milling products | 225 | 187 | 249 | 411 | 366 | 2.3 | -10.9 |
| 11 | Coffee, tea, cocoa and spices | 269 | 350 | 320 | 386 | 325 | 2.0 | -15.8 |
| 12 | Margarine and other oils and fats (vegetable) | 218 | 284 | 302 | 318 | 309 | 1.9 | -2.8 |
| 13 | Wine and wine based products | 267 | 259 | 336 | 386 | 302 | 1.9 | -21.8 |
| 14 | Confectionery and chocolate | 172 | 189 | 234 | 254 | 264 | 1.7 | 3.9 |
| 15 | Beef and veal | 175 | 169 | 175 | 237 | 260 | 1.6 | 9.7 |
| | Remaining Agri-food products | 931 | 934 | 831 | 834 | 919 | 5.8 | 10.2 |

EU Agri-Food trade with: USMCA (United States-Mexico-Canada Agreement)

Evolution of EU Agri-food imports from USMCA (United States-Mexico-Canada Agreement), 2019 - 2023

| | Imports | | | | | | |
|---|---------------|---------------|---------------|---------------|---------------|------------------------|------------------|
| | Value Mio € | | | | | % | |
| | 2019 | 2020 | 2021 | 2022 | 2023 | Share in all Agri 2023 | Change 2022-2023 |
| Agri-food | 13 446 | 13 766 | 13 279 | 16 510 | 15 964 | 100.0 | -3.3 |
| Animal products | 909 | 910 | 799 | 950 | 982 | 6.2 | 3.3 |
| Beef and veal | 175 | 169 | 175 | 237 | 260 | 1.6 | 10.1 |
| Pigmeat | 2 | 1 | 2 | 3 | 4 | 0.0 | 28.1 |
| Poultry and eggs | 31 | 28 | 25 | 17 | 20 | 0.1 | 20.7 |
| Sheep and goat | | 0 | 0 | 0 | 0 | 0.0 | 4035.8 |
| Dairy products | 40 | 29 | 45 | 51 | 32 | 0.2 | -36.6 |
| Other animal products | 662 | 684 | 553 | 644 | 666 | 4.2 | 3.4 |
| Arable crops and plant based products | 4 979 | 5 261 | 5 019 | 6 650 | 6 884 | 43.1 | 3.5 |
| Cereals | 802 | 961 | 859 | 1 511 | 1 453 | 9.1 | -3.8 |
| Cereal preparations and milling products | 225 | 187 | 249 | 411 | 366 | 2.3 | -11.0 |
| Oilseeds and protein crops | 3 711 | 3 767 | 3 579 | 4 351 | 4 711 | 29.5 | 8.3 |
| Vegetable oils (Oilseeds and Palm) | 11 | 50 | 8 | 34 | 25 | 0.2 | -26.6 |
| Margarine and other oils and fats (vegetable) | 218 | 284 | 302 | 318 | 309 | 1.9 | -3.0 |
| Sugar and isoglucose | 12 | 12 | 21 | 24 | 20 | 0.1 | -16.8 |
| Fruit, vegetables and olive oil | 3 729 | 3 611 | 3 207 | 3 644 | 3 118 | 19.5 | -14.4 |
| Vegetables | 238 | 239 | 232 | 235 | 259 | 1.6 | 10.2 |
| Fruit and nuts | 3 056 | 2 979 | 2 577 | 3 001 | 2 457 | 15.4 | -18.1 |
| Preparations of fruit, nuts and vegetables | 433 | 391 | 397 | 407 | 395 | 2.5 | -3.0 |
| Olives and olive oil | 1 | 1 | 1 | 1 | 7 | 0.0 | 850.5 |
| Wine, beverages and food preparations | 2 182 | 2 138 | 2 414 | 2 878 | 2 873 | 18.0 | -0.1 |
| Wine and wine based products | 267 | 259 | 336 | 386 | 302 | 1.9 | -21.7 |
| Spirits and liqueurs | 682 | 618 | 679 | 1 077 | 1 200 | 7.5 | 11.5 |
| Beer, cider and other beverages | 239 | 201 | 231 | 209 | 224 | 1.4 | 7.4 |
| Confectionery and chocolate | 172 | 189 | 234 | 254 | 264 | 1.7 | 4.0 |
| Mixed food preparations and ingredients | 822 | 871 | 935 | 953 | 883 | 5.5 | -7.3 |
| Coffee, tea, cocoa and spices | 269 | 350 | 320 | 386 | 325 | 2.0 | -15.8 |
| Coffee, tea, cocoa and spices | 269 | 350 | 320 | 386 | 325 | 2.0 | -15.8 |
| Non-edible | 1 379 | 1 497 | 1 520 | 2 002 | 1 781 | 11.2 | -11.0 |
| Pet food and forage crops | 411 | 401 | 464 | 527 | 459 | 2.9 | -13.0 |
| Tobacco, cigars and cigarettes | 273 | 300 | 186 | 172 | 258 | 1.6 | 49.7 |
| Horticulture | 85 | 73 | 80 | 88 | 70 | 0.4 | -21.0 |
| Non edible for technical use | 609 | 723 | 790 | 1 214 | 995 | 6.2 | -18.0 |
| Unspecified | 0 | 0 | 0 | 0 | 0 | | |

EU Agri-Food trade with: USMCA (United States-Mexico-Canada Agreement)

5. EU Agri-food trade with USMCA (United States-Mexico-Canada Agreement) by HS chapters

Evolution of EU Agri-food exports to USMCA (United States-Mexico-Canada Agreement), 2019 - 2023

| | | Exports | | | | | | |
|----|---|-------------|--------|--------|--------|--------|------------------------|------------------|
| | | Value Mio € | | | | | % | |
| | | 2019 | 2020 | 2021 | 2022 | 2023 | Share in all Agri 2023 | Change 2022-2023 |
| | Agri-food | 26 866 | 26 452 | 30 300 | 36 019 | 33 982 | 100.0 | -5.7 |
| 01 | Live Animals | 500 | 422 | 567 | 727 | 653 | 1.9 | -10.1 |
| 02 | Meat and edible meat offal | 566 | 614 | 891 | 975 | 737 | 2.2 | -24.3 |
| 04 | Dairy produce | 1 515 | 1 366 | 1 615 | 1 999 | 2 065 | 6.1 | 3.3 |
| 05 | Products of animal origin | 114 | 110 | 132 | 171 | 144 | 0.4 | -15.6 |
| 06 | Live trees and other plants | 348 | 310 | 400 | 484 | 443 | 1.3 | -8.4 |
| 07 | Edible vegetables, roots & tubers | 456 | 459 | 427 | 502 | 510 | 1.5 | 1.6 |
| 08 | Edible fruits & nuts | 317 | 274 | 280 | 325 | 309 | 0.9 | -5.0 |
| 09 | Coffee, tea, mate & spices | 617 | 571 | 618 | 799 | 733 | 2.2 | -8.2 |
| 10 | Cereals | 132 | 151 | 169 | 184 | 296 | 0.9 | 61.0 |
| 11 | Products of the milling industry | 471 | 433 | 502 | 631 | 600 | 1.8 | -4.8 |
| 12 | Oil seeds & oleaginous fruits | 569 | 611 | 723 | 844 | 853 | 2.5 | 1.0 |
| 13 | Lacs, gums, resins & other veg. saps | 440 | 490 | 580 | 722 | 443 | 1.3 | -38.6 |
| 14 | Vegetable products n.e.s. | 9 | 16 | 13 | 5 | 6 | 0.0 | 34.0 |
| 15 | Animal or vegetable fats & oils | 1 307 | 1 501 | 1 653 | 2 199 | 2 355 | 6.9 | 7.1 |
| 16 | Preparations of meat | 154 | 170 | 191 | 225 | 236 | 0.7 | 5.0 |
| 17 | Sugars & sugar confectionery | 476 | 527 | 648 | 829 | 822 | 2.4 | -0.8 |
| 18 | Cocoa & cocoa preparations | 1 008 | 985 | 1 181 | 1 499 | 1 550 | 4.6 | 3.4 |
| 19 | Preps. of cereals, flour, starch, etc. | 1 615 | 1 793 | 1 924 | 2 667 | 2 702 | 8.0 | 1.3 |
| 20 | Preps. of vegetables, fruits, nuts & plants | 1 499 | 1 558 | 1 799 | 2 333 | 2 389 | 7.0 | 2.4 |
| 21 | Miscellaneous edible preparations | 1 158 | 1 381 | 1 640 | 1 996 | 2 049 | 6.0 | 2.6 |
| 22 | Beverages, spirits & vinegar | 11 932 | 11 011 | 12 312 | 13 377 | 11 426 | 33.6 | -14.6 |
| 23 | Residues and waste from food industry | 447 | 516 | 647 | 746 | 658 | 1.9 | -11.8 |
| 24 | Tobacco & tobacco products | 136 | 125 | 135 | 152 | 268 | 0.8 | 76.7 |
| | Other WTO products outside chapters 1-24 | 1 080 | 1 059 | 1 256 | 1 629 | 1 733 | 5.1 | 6.4 |

Evolution of Agri-food imports from USMCA (United States-Mexico-Canada Agreement), 2019 - 2023

| | | Imports | | | | | | |
|----|---|-------------|--------|--------|--------|--------|------------------------|------------------|
| | | Value Mio € | | | | | % | |
| | | 2019 | 2020 | 2021 | 2022 | 2023 | Share in all Agri 2023 | Change 2022-2023 |
| | Agri-food | 13 446 | 13 766 | 13 279 | 16 510 | 15 964 | 100.0 | -3.3 |
| 01 | Live Animals | 88 | 94 | 80 | 77 | 102 | 0.6 | 33.6 |
| 02 | Meat and edible meat offal | 187 | 179 | 182 | 241 | 266 | 1.7 | 10.3 |
| 04 | Dairy produce | 92 | 79 | 100 | 115 | 86 | 0.5 | -24.9 |
| 05 | Products of animal origin | 83 | 94 | 103 | 113 | 115 | 0.7 | 2.0 |
| 06 | Live trees and other plants | 79 | 68 | 73 | 81 | 64 | 0.4 | -20.6 |
| 07 | Edible vegetables, roots & tubers | 440 | 453 | 473 | 554 | 657 | 4.1 | 18.5 |
| 08 | Edible fruits & nuts | 2 927 | 2 903 | 2 510 | 2 905 | 2 307 | 14.5 | -20.6 |
| 09 | Coffee, tea, mate & spices | 127 | 162 | 150 | 202 | 133 | 0.8 | -34.4 |
| 10 | Cereals | 799 | 959 | 859 | 1 510 | 1 450 | 9.1 | -3.9 |
| 11 | Products of the milling industry | 26 | 21 | 20 | 25 | 21 | 0.1 | -15.4 |
| 12 | Oil seeds & oleaginous fruits | 3 698 | 3 816 | 3 556 | 4 262 | 4 423 | 27.7 | 3.8 |
| 13 | Lacs, gums, resins & other veg. saps | 175 | 165 | 146 | 165 | 153 | 1.0 | -7.2 |
| 14 | Vegetable products n.e.s. | 4 | 4 | 6 | 5 | 4 | 0.0 | -9.1 |
| 15 | Animal or vegetable fats & oils | 250 | 310 | 257 | 350 | 237 | 1.5 | -32.5 |
| 16 | Preparations of meat | 1 | 2 | 1 | 3 | 2 | 0.0 | -31.4 |
| 17 | Sugars & sugar confectionery | 158 | 170 | 207 | 233 | 237 | 1.5 | 1.9 |
| 18 | Cocoa & cocoa preparations | 73 | 110 | 122 | 102 | 130 | 0.8 | 27.8 |
| 19 | Preps. of cereals, flour, starch, etc. | 61 | 62 | 77 | 95 | 111 | 0.7 | 17.2 |
| 20 | Preps. of vegetables, fruits, nuts & plants | 434 | 392 | 397 | 407 | 395 | 2.5 | -2.9 |
| 21 | Miscellaneous edible preparations | 701 | 752 | 829 | 851 | 785 | 4.9 | -7.7 |
| 22 | Beverages, spirits & vinegar | 1 304 | 1 316 | 1 457 | 2 168 | 2 075 | 13.0 | -4.3 |
| 23 | Residues and waste from food industry | 698 | 580 | 696 | 888 | 992 | 6.2 | 11.7 |
| 24 | Tobacco & tobacco products | 273 | 300 | 186 | 172 | 258 | 1.6 | 49.7 |
| | Other WTO products outside chapters 1-24 | 768 | 776 | 791 | 987 | 959 | 6.0 | -2.8 |