

# Quantum®

## SCALAR ADVANCED REPORTING



### DATASHEET

#### FEATURES & BENEFITS

##### Embedded Trend Reports

Provides easy, automated analysis of media and drives.

##### Media Reports

Includes media trend data for all tapes.

##### Drive Utilization Reports

Shows drive utilization for load balancing and for planning when additional drives will be needed.

##### Scheduling

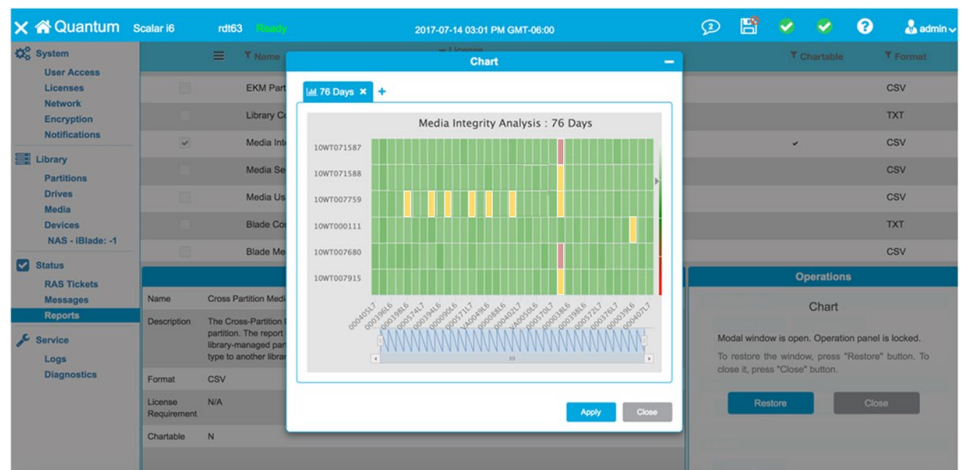
Saves time by enabling automatic report creation and delivery to user-defined distribution lists.

##### Media Removal Notification

Improves security by alerting users when media is removed from the library.

### Enabling Greater ROI With Better System Management

Scalar® tape libraries create a database that contains drive and media activity. For each drive, usage history is retained, including all load, unload, write, and read records. Scalar tape libraries also retain a full history of alert events for every piece of media known to the library. The database is designed to provide both event diagnostics and long-term trend analysis. The Scalar Advanced Reporting option gives users a flexible, easy-to-use interface to create reports from this database. It provides a cross-index of historical drive and media events to proactively identify media that should be replaced before it impacts backup or restore operations. Users can quickly and easily determine if drive resources are being fully utilized, and if reallocating drives or adding drives would increase drive utilization. Scalar Advanced Reporting also includes configurable media security notifications to notify administrators upon media removal.



The Advanced Reporting feature gives administrators an easy way to evaluate trends and protect their media pool. Reports can query the history of all media ever used in the library, including the ID of all drives it has been loaded in.

LEARN MORE:

[www.quantum.com/scalar](http://www.quantum.com/scalar)

**IMPROVE YOUR ROI**

Proper management of drives and media is key to ensuring users have the most reliable and cost-effective data protection and archive solution.

The Scalar tape libraries' data gathering and trend analysis tools enable users to optimize the overall effectiveness of their backup solution and maximize their return on investment.

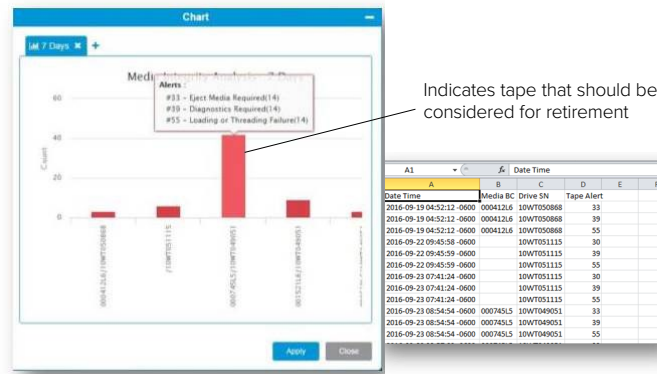
Advanced Reporting lets users proactively pinpoint issues within the media pool so that pieces of media are removed only when necessary. Managing the media pool more effectively reduces media failures and saves time and money.

Advanced Reporting provides a view of drive usage patterns, helping users distribute usage equally among drives, to optimize performance and prolong drive life.

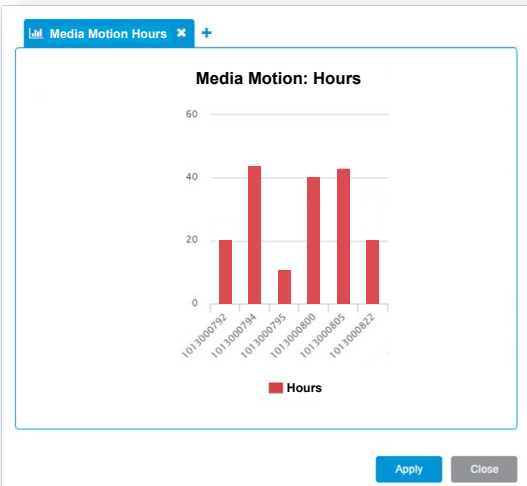
As part of Quantum's iLayer™ management, the Advanced Reporting option leverages the library's historical database of media and drive events collected during normal operations to provide information users need to more efficiently and securely manage their tape environments. Reports can be scheduled to run automatically at user-defined intervals to user-defined distribution lists, saving administrative time. Reports are available through the library interface and can be exported in standard formats for analysis in spreadsheets or other tools. Report data can also be accessed using RESTful web services commands, completely automating all reporting tasks. The Advanced Reporting option includes the following features.

**MEDIA INTEGRITY REPORTS**

Media Integrity reports ongoing trend data to evaluate and protect the integrity of the media pool, helping administrators improve overall system reliability and reduce costs. These reports summarize and analyze alert events for all media known to the library—even media in off-site storage. Users can view specific classes of alert events, query drive history, and cross-index drive-media error data to identify media with unrecoverable errors, media that is nearing its end of life, or media that should be removed from the library.



Indicates tape that should be considered for retirement



This report example shows drive usage (tape motion hours) for six drives in a partition. This graph suggests that reallocating jobs to underutilized drives could better balance the drive workload.

**MEDIA USAGE REPORTS**

Media Usage reports provide detailed information on each tape cartridge in the library, making it easier for administrators to manage their media pool. Easily sort by megabytes written, encryption, manufacturer, or other data elements.

**DRIVE UTILIZATION REPORTS**

Drive Utilization reports make it easy for administrators to compare drive usage trend data over specified time periods and identify usage patterns for all drives in the library. This information can be used to balance drive loading and project additional drive needs for libraries or partitions. More than just monitoring, the Drive Utilization reports are planning tools that help administrators budget hardware acquisitions.

**MEDIA SECURITY NOTIFICATIONS**

Media security notifications can be configured to alert administrators when unexpected media removal takes place to ensure data security. This includes during normal library operations, after power-up and reboot, and library or user exports using the I/E station.



Quantum delivers end-to-end data management solutions designed for the AI era. With over four decades of experience, our data platform has allowed customers to extract the maximum value from their unique, unstructured data. From high-performance ingest that powers AI applications and demanding data-intensive workloads, to massive, durable data lakes to fuel AI models, Quantum delivers the most comprehensive and cost-efficient solutions. Leading organizations in life sciences, government, media and entertainment, research, and industrial technology trust Quantum with their most valuable asset – their data. Quantum is listed on Nasdaq (QMCO). For more information visit [www.quantum.com](http://www.quantum.com).

© Quantum Corporation. All rights reserved. Quantum, the Quantum logo, and Scalar are registered trademarks, and iLayer is a trademark, of Quantum Corporation and its affiliates in the United States and/or other countries. All other trademarks are the property of their respective owners.