





Directorate General Environment, Unit E.4. LIFE

# **Ex-Post Evaluation of Projects and Activities Financed under the LIFE Programme**

Country-by-country analysis

Spain

July 2009



COWI

COWI A/S

Parallevej 2  
DK-2800 Kongens Lyngby  
Denmark

Tel +45 45 97 22 11

Fax +45 45 97 22 12

[www.cowi.com](http://www.cowi.com)

Directorate General Environment, Unit E.4.  
LIFE

## Ex-Post Evaluation of Projects and Activities Financed under the LIFE Programme

Country-by-country analysis

Spain

July 2009

Document no. 7.3 Spain  
Version 1  
Date of issue July.2009  
  
Prepared BIM, IL  
Checked BIM, TIH, IL  
Approved BIM

This report has been prepared as a result of an independent evaluation by COWI being contracted by the Directorate General Environment

**The views expressed are those of the Consultant and do not necessarily reflect those of the European Commission.**

## Table of Contents

<b>1</b>	<b>Executive summary</b>	<b>2</b>
<b>2</b>	<b>Introduction</b>	<b>2</b>
<b>3</b>	<b>Environmental policy overview</b>	<b>2</b>
<b>4</b>	<b>Overview of LIFE projects in Spain</b>	<b>4</b>
<b>5</b>	<b>Effects of projects implemented</b>	<b>4</b>
5.1	Results and impacts for Nature projects	4
5.2	Results and impacts for Environment projects	5
<b>6</b>	<b>The effectiveness of projects</b>	<b>6</b>
<b>7</b>	<b>The sustainability of projects</b>	<b>6</b>
<b>8</b>	<b>The utility of projects</b>	<b>7</b>

## Table of Appendices

Appendix 1	Comprehensive overview of LIFE Projects in Spain
Appendix 2	Summary tables on LIFE Environment projects in Spain
Appendix 3	Summary tables on LIFE Nature projects in Spain

## 1 Executive summary

During the period 1996 to 2006, the LIFE Programme co-financed 277 projects in Spain, including 121 Nature projects and 156 Environment projects. The 156 LIFE Environment projects are mainly technological development projects within various sectors, in key areas such as integrated environmental management, waste management and water quality management. The 121 LIFE Nature projects, co-financed by the LIFE Programme, are highly diversified, addressing over many different species and habitats.

The effectiveness of Spanish LIFE Nature projects is assessed as medium to high. However, problems were reported as a function of poor management, short deadlines etc. Particularly the type of beneficiary and the degree of preparation and planning had an impact on the effectiveness. The sustainability of Spanish LIFE Nature projects is medium to high. In general NGO's have more problems to ensure sustainability than public administration. The coherence between LIFE Nature projects and EU priorities is good and the Spanish projects addressed many of the environmental problems also stressed by the EU.

LIFE Environment projects in Spain Environment projects were effective to a medium to high degree. The most effective projects were management/planning projects and the projects conducted by private enterprises were generally more effective. The projects were sustainable to a medium degree depending upon a large number of factors such as the sustainability of the beneficiary's organisation, his commitment towards the project, etc. The most sustainable are lead by private enterprises. The utility of projects is medium as many projects have addressed EU priorities.

## 2 Introduction

This country report on the implementation of the LIFE Programme in Spain is part of the overall ex-post evaluation of the LIFE Programme. The evaluation was commissioned in July 2008 and covers all LIFE projects initiated during the period 1996-2006. The overall objective of the evaluation is to assess the relevance and impact of the activities and projects financed under the LIFE Programme. The evaluation comprises country studies in all Member States, except Bulgaria, which has never had any LIFE projects. This report documents the analysis carried out concerning the implementation of the LIFE Programme in Spain. The ex-post evaluation focuses on assessing the effect of the LIFE Programme on Europe's nature and environment through looking at results and impacts of LIFE projects implemented under the Nature (NAT) and Environment (ENV) components. The results and impacts have further been assessed along three main evaluation criteria:

- Effectiveness, i.e. the extent to which planned objectives have been reached
- Sustainability, i.e. the extent to which positive impacts have continued or are likely to continue
- Utility, i.e. the extent to which impacts address key environmental needs and priorities in the EU and for the stakeholders concerned.

## 3 Environmental policy overview

The environmental priorities for Spain during 2007/2008 were climate change, nature and biodiversity, environment and health, natural resources and waste, and environmental technologies.

**Climate change:** In 2005 total greenhouse gas emissions in Spain reached 440.6 Mt of CO<sub>2</sub> equivalent, which represents a 52.2 per cent increase with respect to base year emissions, or almost 37.2 per cent

excess over the commitment under the Kyoto Protocol. Emission reduction policies and measures are being implemented, namely “Spanish Climate Change and Clean Energy Strategy – Horizon 2007-2012-2020”, approved in 2007, both by the National Climate Council and the Ministry Council, whose objective is to gather all the necessary actions to fulfil the commitments under the Kyoto Protocol and to establish the foundations for sustainable development. The Government has complemented this strategy with a “Plan of Urgent Measures” establishing in each case the Ministry in charge, the required terms and resources and greenhouse gas emissions to be avoided during the period 2008-2012. An essential part of this Plan includes the preparation, under the leadership of the Ministry of Industry, Tourism and Trade, of a new “Saving and Energy Efficiency Plan 2008-2012.” The “Spanish National Adaptation Plan to Climate Change” is already in force and according to the first follow-up report” the initiatives implemented with a time horizon of 2-4 years have allowed some good expectations for the results in the short and medium term”. Other initiatives launched in 2007 aim at stimulating energy efficiency, and promoting cogeneration and offshore wind energy projects.

**Nature and biodiversity:** As part of Natura 2000 network there are 1434 Sites of Community Importance (23 per cent of Spanish territorial area) under the Habitats Directive, and 562 Special Protection Areas (19 per cent of Spanish territorial area) under the Birds Directive. According to the European Court of Justice, Spain needs to further classify as SPAs territories of adequate size in the regions of Andalusia, the Balearics, and the Canaries, and territories of sufficient number in the regions of Andalusia, the Balearics, the Canaries, Castilla-La Mancha, Catalonia, Galicia and Valencia.

**Environment and health:** The Spanish Air Quality Strategy was approved in February 2007, aiming to guarantee the effective implementation in Spain of the EU Thematic Strategy on Air Quality. Measures in the Strategy include updating the legislative framework, strengthening administrative instruments, developing investment programs and public information about air quality. Following the adoption of the referred Strategy, the cabinet drafted an Air Quality and Atmospheric Protection Law, which was sent to the parliament.

**Natural resources and waste:** In 2006 municipal waste generated in Spain reached 583 kg/per capita, against an EU average of 517, from which 50 per cent were sent to landfill disposal and 7 per cent were incinerated, being the remaining 43 per cent treated by other means.

The PNIR (Wastes Integrated National Plan), approved in 2008, includes municipal waste and similar, wastes specifically legislated, contaminated-soils, as well as some agricultural and non-hazardous industrial wastes not covered by specific regulation, which are relevant due to its amount and environmental impact. This plan also includes the strategy for biodegradable waste landfill reduction, complying with a legal obligation and contributing to extend the landfills life period and reduce their environmental impact, particularly the reduction of gas emissions.

Concerning water management and sustainable use, the aim is the adequate implementation of the Water Framework Directive, with strong attention on improving the irrigation systems. A law adopted in 2007 imposed stricter control on exploitation of water resources addressing particularly the new construction areas.

**Environmental technologies:** The National Plan for Scientific Research, Development and Technology Innovation 2008-2011, approved in 2007, besides other relevant aspects, puts particular emphasis on Eco-innovation, considered as an element central for future competitiveness of Spanish economy and businesses, as well as on research into clean energy and renewable energy sources.

## 4 Overview of LIFE projects in Spain

During the period 1996 to 2006, the LIFE Programme co-financed 277 projects in Spain, including 121 Nature projects and 152 Environment projects. A full overview table of the projects is provided in Appendix 1. Additional summary tables are included in appendices 2 and 3.

Table 4.1 Overview of LIFE projects 1996-2006 in Spain

	Number of projects	Total LIFE contribution (million EUR)	Main themes covered <sup>1</sup>	Average LIFE contribution per project (million EUR)	Average project duration (years)
Environment	152	73.6	Natural resources and waste (37%), Strategic approaches (19%), Water (17%)	0.4	3
Nature	121	90.8	Habitats (60%)	0.4	4

Source: Butler

The 156 **LIFE Environment** projects co-financed by the LIFE Programme were mainly technological development projects within various sectors, in key areas such as integrated environmental management, waste management and water quality management. The beneficiaries were quite varied with local authorities and public enterprises as the most prominent each accounting for approximately one fifth of projects.

The 121 **LIFE Nature** projects co-financed by the LIFE Programme comprise habitat restoration projects (integrated management and conservation of natural habitats and species, conservation and reintroduction of rare or protected species). In some projects, the restoration of the habitats was the focus of the projects, but in most cases the restoration or maintenance of habitats was carried out to improve the conservation status of certain species (e.g. Bonelli's Eagle, Black Vulture, Iberian Lynx, Mustela Lutreola). More than half of the projects were implemented by local authorities. NGOs accounted for 15 per cent.

## 5 Effects of projects implemented

### 5.1 Results and impacts for Nature projects

Spanish LIFE Nature projects have mainly focused on conservation and restoration of habitats and species, with emphasis on sites and species designated under Birds Directive and Habitats Directive.

Nature projects have resulted in improved conservation status of habitats and species, improved land management and awareness regarding the projects, the habitats and the species. Several projects have developed management plans, sometimes involving local landowners and other stakeholders, to ensure habitats and species conservation in the long term, including compensation measures.

<sup>1</sup> For the purpose of this evaluation, the LIFE projects were categorised according to the thematic structure of the LIFE+ Programme (ref. Regulation EC No. 614/2007, Annex II). The themes included for LIFE Nature: Habitat Directive, Birds Directive and Biodiversity. For LIFE Environment: Climate change, air, water, soil, forests, natural resources and waste, chemicals, urban environment, strategic approaches.

An estimated total of 337 Natura 2000 designated sites in the country have been directly affected by the LIFE projects, in the period 1996-2006. This corresponds to approximately 17 per cent of the number of Natura 2000 sites in the country (562 SPA and 1434 SCI, covering altogether  $22,083 \times 10^3$  ha).

Species targeted by projects included birds (e.g. Bonelli's Eagle, Eagle Perdicera, Spanish Imperial Eagle, Little Bustard, Great Bustard, Lesser Kestrel, Black Vulture, Egyptian Vulture, Bearded Vulture, Marbled Teal, Black Stork, Audouin's Gull) and other species (e.g. European Mink, Lynx, Common Otter, Brown Bear, Chiropters and Invertebrates, Giant Lizard, Cetaceans and Turtles, Freshwater Mussels), providing protection for the species during and after the project lifetime.

Most of the projects included habitat improvement/restoration actions, namely the establishment of management plans and monitoring actions, in order to provide the conservation and reintroduction of species, while other aimed at particular aspects of nature management such as land acquisition, co-ordination management of community interest adjoining sites or adaptation/correction of electric lines and dangerous overhead cables in SPAs. There was also a Sustainable Tourism project.<sup>2</sup>

LIFE projects had a positive impact in relation to the Spanish Natura 2000 management and administration, not only due to the significant number of sites covered, but also due to management plans and monitoring actions developed that are useful to the overall implementation of nature and biodiversity policies. The projects have improved the capacity to manage Natura 2000 in the country, on one hand as a direct effect of the projects - management plans, and on the other hand as an indirect effect - by providing updated and quality information for the future development of the Network in Spanish habitats and seawaters or due to the demonstration effect of projects concerning conservation and reintroduction of some species, particularly useful for similar areas where those species occur. LIFE Nature projects are generally regarded by stakeholders as best practice or demonstration projects. The experience gained by managers and organisations helped in the management of sites and species within and outside the country<sup>3</sup>.

## 5.2 Results and impacts for Environment projects

Spanish LIFE Environment projects have aimed to develop integrated environmental management solutions, promote the use of eco-friendly products and clean technologies, develop technological solutions regarding waste management, air and water quality, soil recuperation as well as urban environment. LIFE Environment projects were very diverse being quite difficult to provide a common assessment, but it seems that generally the projects have demonstrated the technical feasibility of the solutions. A considerable number of successful cases largely compensate the number of non-effective projects and failures.

The technological projects (mostly private beneficiaries) were important to the beneficiaries considering the financial resources provided, sometimes crucial to the implementation of projects that otherwise would not have been developed or developed in a later occasion and/or less extension. Besides, the projects acquired an added value due to the quality stamp entailed by LIFE.

In what concerns management/planning projects, usually public bodies use LIFE resources to comply with environmental legislation requirements that otherwise might require a great financial burden at national or local level. The projects with longer-term effects were those that could generate tools and

---

<sup>2</sup> Project LIFE02 ENV/E/000263 - Pedra Tosca Park

<sup>3</sup> Example: Project LIFE98 NAT/E/005351 - European Black Vulture in SPAs of Madrid

instruments for regulatory purposes<sup>4</sup> or for an improved implementation framework<sup>5</sup> or that generated long-term management plans.

## 6 The effectiveness of projects

Effectiveness can be assessed at two levels: The project level, which compares achievements with project objectives, and at programme level, which compares achievements with LIFE Programme objectives<sup>6</sup>.

The project-level effectiveness of Spanish **LIFE Environment** projects is assessed as medium to high, since the majority of the projects have delivered the anticipated objectives, although some had problems due to poor management, short deadlines, ambitious objectives, stakeholder's agreements failure, lack of scientific results or other. National focal point and monitoring experts rated the effectiveness of Spanish LIFE Environmental projects at an average of four on a scale from 1-5, where five is the highest. Project studies also confirm that Environment projects have been effective, particularly those developed after 2000. The most effective projects, concerning management/planning projects, were those related with wastes management. The projects where the beneficiaries are private enterprises have also been effective, insofar the economical effects of technological innovation particularly motivate those<sup>7</sup>.

Most of the **LIFE Nature** projects have been effective, some achieving more results than foreseen<sup>8</sup>. National focal point and monitoring experts rated the effectiveness of Spanish LIFE Nature projects at an average of 4.5 on a scale from 1-5, where 5 is the highest. In general, projects involving land purchasing and those where the beneficiary has control over the project area, such as National Parks and similar, generally achieved a higher effectiveness than those involving private land. Among the most effective are those related with wetland restoration, able to show impressive results in a short length of time.

Effectiveness at programme level is also assessed as medium to high, both for Nature and Environment projects. Nature projects have had a significant contribution to the implementation of the Natura 2000 network in Spain. Environment projects have contributed towards innovative and integrated techniques and methods, contributed towards the development of rules, thematic strategies and policies, mainly within the wastes management area (vehicles, airplanes and other discarded equipments).

## 7 The sustainability of projects

Most beneficiaries of Nature projects were Regional Authorities and NGO-Foundations. National focal point and monitoring experts rated the sustainability of Spanish LIFE Nature projects at an average of four on a scale from 1-5, where five is the highest. The most sustainable projects were those managed by public entities, whose objectives correspond to the relevant sector policies target, particularly when land is purchased, the beneficiary has control over the project area or where a administration has a duty

<sup>4</sup> Example: Project LIFE02 ENV/E/000274 - HADA – Automatic Tool for Environmental Diagnosis

<sup>5</sup> Example: Project LIFE98 ENV/P/000445 - Elaboration of an Environmental Good Practice Guide driven to the normalization of the environmental management in Spanish Local Administration

<sup>6</sup> Specific objective for: LIFE Nature: To contribute to the implementation of Council Directive 79/409/EEC (Birds Directive) and Council Directive 92/43/EEC (Habitats Directive); LIFE Environment: To contribute to the development of innovative and integrated techniques and methods and to the further development of Community environmental policy.

<sup>7</sup> Examples: Project LIFE03 ENV/E/000076 – GENPLAST; Project LIFE 02ENV/E/000140 - CLONIC

<sup>8</sup> Example: Project LIFE02 NAT/E/008604 - VISON



to carry on monitoring and managing over the project area. In general NGO's have more problems to ensure sustainability than public administration.

The Nature projects more likely to generate longer-term effects are those of species and habitat restoration in areas where forest management models are implemented or where maintenance and monitoring means are already established, such as protected areas, SPAs, National Parks or alike. Important factors to ensure Nature projects sustainability are, among others, the environmental awareness of the relevant social sectors and the combination of the projects' objectives with the economic interests of the concerned sectors, as well as the transferability value of the projects, at national and international levels.<sup>9</sup>

Concerning LIFE Environment projects, once again it is quite difficult to provide a common assessment due to their diversity. National focal point and monitoring experts rated the sustainability of Spanish LIFE Environmental projects at an average of three on a scale from 1-5, where five is the highest. All projects are set up to generate long-term effects but, probably due to economical aspects, a large number of projects have no continuation beyond the project end.

In general the more sustainable Environment projects are those developed by private enterprises, although depending upon a large number of factors such as the sustainability of the organization, its commitment towards the project, its financial situation, the market and the legislation/regulations in force. Generally the less sustainable Environment projects are urban projects, which in some cases develop specific tools that had no continuity after the project end, due to scarce economic and human resources or to political aspects.

## 8 The utility of projects

Spanish LIFE projects, both Environment and Nature, have contributed to addressing many of the goals and aims set forth in the 6<sup>th</sup> EAP in all its key areas: climate change, nature and biodiversity, environment and health and quality of life, sustainable use and management of natural resources and wastes.

The contribution of **LIFE Nature** projects to addressing EU environmental problems and priorities at national-level is regarded as very useful and no contradictions were referred between environmental priorities at EU and at national level.

Concerning **LIFE Environment** projects, the fact that the beneficiaries are closely related to environment helps to spread environmental concerns at national level. Generally the EU Commission seeks broad objectives, whereas Member States probably target more specific environmental issues according to their specific conditions, but both levels overlap to some extent or at same environmental concerns.

According to stakeholders, the LIFE programme is regarded as a very important financing instrument, in the absence of which, most of the current projects would not have been implemented, or only developed at a later stage, probably with fewer resources and therefore less innovation. Besides, the experience and level of expertise acquired by managers and organisations involved in LIFE projects is an important added value in terms of human resources able to generate a multiplicative effect for the development of nature and environmental projects, either with LIFE funding or from other sources.

---

<sup>9</sup> Examples: Project CHIROPTERS; Project LIFE 04 NAT/ES/000049 -

## Appendix 1 Comprehensive overview of LIFE Projects in Spain

In connection with the ex-post evaluation, data was extracted from the BUTLER database of the LIFE Unit. Table 1 and Table 2 below provide an overview of the information available on each project as well as the LIFE+ theme attached by the evaluation team to the project. The budget figures for LIFE co-financing do not necessarily correspond to the actual payments made.

Table 2 Overview of LIFE Environment Projects in Spain

<b>Id.</b>	<b>Title</b>	<b>LIFE generation</b>	<b>Funding year</b>	<b>Start year</b>	<b>End year</b>	<b>Total budget (EUR)</b>	<b>LIFE co-financing budget (EUR)</b>	<b>Beneficiary type</b>	<b>International partners (yes/no)</b>	<b>LIFE+ theme</b>
LIFE96 ENV/E/000259	Implantation of a new process for using sludges from paper factories in ceramic thin walls manufacturing	LIFE II	1996	1996	1999	674,727	103,223	SME	No	Natural resources and waste
LIFE96 ENV/E/000263	Pilot plant for the production of nitrogen fixing bacteria	LIFE II	1996	1997	1998	267,978	79,019		No	Natural resources and waste
LIFE96 ENV/E/000264	Preparation and implementation of a pilot action for the conservation, improvement and economic promotion of Barcelona suburban agricultural area.	LIFE II	1996	1996	2000	923,861	346,904	Local authority	No	Urban environment
LIFE96 ENV/E/000268	Environmental management of Gijón's harbour	LIFE II	1996	1997	1998	508,426	190,540		No	Air
LIFE96 ENV/E/000269	Demonstration plant of recycling for vegetable wastes and algae	LIFE II	1996	1997	2001	1,532,717	591,571	Local authority	No	Natural resources and waste
LIFE96 ENV/E/000275	Integral re-use of low-thermal contaminated vapors with cool production	LIFE II	1996	1997	1998	901,073	156,502	SME	No	Air

<b>Id.</b>	<b>Title</b>	<b>LIFE generation</b>	<b>Funding year</b>	<b>Start year</b>	<b>End year</b>	<b>Total budget (EUR)</b>	<b>LIFE co-financing budget (EUR)</b>	<b>Beneficiary type</b>	<b>International partners (yes/no)</b>	<b>LIFE+ theme</b>
LIFE96 ENV/E/000284	Creation of an information structure for urban and environmental planning and management in the municipalities, with a projection to the media	LIFE II	1996	1997	1999	551,767	243,382	Research institutions	No	Urban environment
LIFE96 ENV/E/000288	Elaboration of a supporting system for urban planning and management to reduce the misfunctions in the current urban model	LIFE II	1996	1996	1999	298,469	127,062	Local authority	No	Urban environment
LIFE96 ENV/E/000308	Recovery of urban environment and biodiversity of Aranjuez	LIFE II	1996	1997	2000	2,562,395	1,107,858	Local authority	No	Urban environment
LIFE96 ENV/E/000313	Ecological re-use of car used bands	LIFE II	1996	1997	1999	1,023,614	514,673	Local authority	No	Natural resources and waste
LIFE96 ENV/E/000338	Demonstration actions and technology transfer for soil erosion reduction	LIFE II	1996	1997	2000	501,349	250,674	Development agency	No	Soil
LIFE96 ENV/E/000509	Zaragoza: water saving city. Small steps, big solutions	LIFE II	1996	1997	1999	482,564	240,115	NGO-Foundation	No	Water
LIFE96 ENV/E/000512	Introduction of fungi in forest plantations. Demonstration project.	LIFE II	1996	1997	2000	512,515	208,750	Research institutions	No	Forests
LIFE96 ENV/E/000513	Demonstration of the technical and economic feasibility productions and uses of polymers obtained in a biotechnological way, and their applications with fruit and vegetable cultivates and food packaging.	LIFE II	1996	1997	2000	2,131,041	639,312		No	Strategic Approaches

<b>Id.</b>	<b>Title</b>	<b>LIFE generation</b>	<b>Funding year</b>	<b>Start year</b>	<b>End year</b>	<b>Total budget (EUR)</b>	<b>LIFE co-financing budget (EUR)</b>	<b>Beneficiary type</b>	<b>International partners (yes/no)</b>	<b>LIFE+ theme</b>
LIFE97 ENV/E/000225	Development and implementation of a pilot unit to recover solid wastes and sludges from the marble industry.	LIFE II	1997	1997	1999	2,126,749	374,074	Mixt enterprise	No	Natural resources and waste
LIFE97 ENV/E/000230	Valorisation of aluminium fussion sands by calcination	LIFE II	1997	1997	1999	406,263	58,109		No	Natural resources and waste
LIFE97 ENV/E/000238	Purification of vegetable peptides from sunflower waste after lipid extraction.	LIFE II	1997	1997	2001	2,035,447	438,107	SME	No	Natural resources and waste
LIFE97 ENV/E/000243	Ecological Reuse of Agroindustrial subproducts of Hellin Area	LIFE II	1997	1997	2001	599,205	297,792	Local authority	No	Natural resources and waste
LIFE97 ENV/E/000247	Development of the production process of five ZEUS electrical vehicles and the testing of their behaviour in their real environment.	LIFE II	1997	1997	1998	505,510	129,349	SME	No	Air
LIFE97 ENV/E/000252	Bioalgae: demonstration of microalgae cultivation as a new agro-industrial activity linked with urban wastewater reuse and CO2 biofiltration from combustion gases.	LIFE II	1997	1998	2001	1,149,427	455,833	Local authority	No	Water
LIFE97 ENV/E/000254	Ecological islands	LIFE II	1997	1997	1998	488,441	91,293	Local authority	No	Natural resources and waste

<b>Id.</b>	<b>Title</b>	<b>LIFE generation</b>	<b>Funding year</b>	<b>Start year</b>	<b>End year</b>	<b>Total budget (EUR)</b>	<b>LIFE co-financing budget (EUR)</b>	<b>Beneficiary type</b>	<b>International partners (yes/no)</b>	<b>LIFE+ theme</b>
LIFE97 ENV/E/000259	Project demonstrating the total use of rice husk as an agricultural by-product for its industrial use in the automotive and packaging sector.	LIFE II	1997	1997	2000	831,159	217,713	SME	No	Natural resources and waste
LIFE97 ENV/E/000260	To show the compatibility between gathering of natural aromatic and medicinal plants, the conservation of their natural area and the viability of its cultivation in the Pirineos as an alternative crop.	LIFE II	1997	1997	1999	358,192	132,479		No	Soil
LIFE97 ENV/E/000263	Environmental pilot programme to encourage the sustainable economic development of Jerte's Valley Municipalities Association	LIFE II	1997	1997	2000	697,637	249,249	Regional authority	No	Strategic Approaches
LIFE97 ENV/E/000264	Ecotur installations: establishment of an ecomanagement and eco-audit scheme for tourist installations.	LIFE II	1997	1997	2000	564,229	277,588		No	Strategic Approaches
LIFE97 ENV/E/000275	Demonstration project for a waste oil regeneration plant using inter-line technology.	LIFE II	1997	1997	2000	5,822,359	211,490	Mixt enterprise	No	Natural resources and waste
LIFE97 ENV/E/000286	Sustainable development: 'Lanzarote and the Biosphere strategy'.	LIFE II	1997	1997	2000	526,562	193,612	Local authority	No	Soil
LIFE97 ENV/E/000292	Environmental regeneration and protection of a green way.	LIFE II	1997	1997	2000	2,831,924	533,800		No	Soil
LIFE97 ENV/E/000304	Goya 250 anniversary : nature at Fuendetodos.	LIFE II	1997	1997	2000	451,598	225,799	Local authority	No	Urban environment

<b>Id.</b>	<b>Title</b>	<b>LIFE generation</b>	<b>Funding year</b>	<b>Start year</b>	<b>End year</b>	<b>Total budget (EUR)</b>	<b>LIFE co-financing budget (EUR)</b>	<b>Beneficiary type</b>	<b>International partners (yes/no)</b>	<b>LIFE+ theme</b>
LIFE98 ENV/E/000342	Interdisciplinary action for respectfully using water resources in Alcobendas	LIFE II	1998	1998	2001	410,576	204,840	NGO-Foundation	No	Water
LIFE98 ENV/E/000343	Individual composters: the strategy for closing the organic material cycle at the small municipalities. The 'Illa de Arousa' case.	LIFE II	1998	1998	2002	602,898	264,005	Local authority	No	Natural resources and waste
LIFE98 ENV/E/000344	Water meter teleoperation system	LIFE II	1998	1998	1999	154,922	42,905	SME	No	Natural resources and waste
LIFE98 ENV/E/000346	Zaragoza, development and demonstration of a pilot project for the development of strategies for multi-agent participation in the decision-making process	LIFE II	1998	1998	2002	1,147,095	389,900	Local authority	No	Soil
LIFE98 ENV/E/000347	Demonstration and experimental soil conservation project for municipalities in the Madrid periurban area.	LIFE II	1998	1998	2000	400,446	179,067	Local authority	No	Soil
LIFE98 ENV/E/000351	Programme of technical actions to encourage the evaluation, minimization and selection of waste originated at the work sites during construction and demolition.	LIFE II	1998	1998	2000	394,743	196,816	Research institutions	No	Natural resources and waste
LIFE98 ENV/E/000365	Minimising the production of waste in an aluminium slag recovery process.	LIFE II	1998	1998	1999	1,344,680	151,178	SME	No	Natural resources and waste
LIFE98 ENV/E/000366	Demonstration project for producing ecological margarines.	LIFE II	1998	1998	2000	1,550,793	214,679	SME	No	Strategic Approaches

<b>Id.</b>	<b>Title</b>	<b>LIFE generation</b>	<b>Funding year</b>	<b>Start year</b>	<b>End year</b>	<b>Total budget (EUR)</b>	<b>LIFE co-financing budget (EUR)</b>	<b>Beneficiary type</b>	<b>International partners (yes/no)</b>	<b>LIFE+ theme</b>
LIFE98 ENV/E/000367	Fine-tuning a process for taking advantage of iron residue from electric ovens in manufacturing concrete slabs with improved resistance	LIFE II	1998	1998	2000	663,196	124,083	SME	No	Natural resources and waste
LIFE98 ENV/E/000370	Development and implementation of a centralized plant for the re-use and valorization of agricultural waste from intensive cultivation and handling of fruits and vegetables	LIFE II	1998	1998	2000	2,844,914	333,418		No	Natural resources and waste
LIFE98 ENV/E/000375	Pilot project Minimum Impact. Reducing the environmental impact and promoting the sustainable development in the context of the denomination of origin 'Jamón de Huelva' ('Cured Ham of Huelva').	LIFE II	1998	1998	2001	694,875	262,175	Regional authority	No	Strategic Approaches
LIFE98 ENV/E/000379	System to reduce the environmental impact in the bulk cereal handling of A Coruña harbour	LIFE II	1998	1998	2000	4,930,495	474,786	SME	No	Air
LIFE98 ENV/E/000404	Urban Waste Water sewage eputation by Village marsh ecosystem	LIFE II	1998	1998	2001	403,783	78,404		No	Water
LIFE98 ENV/E/000416	Demonstrative project on the profit from the re-use on new fully recyclable packaging of banana plant sub-product	LIFE II	1998	1998	2001	2,369,626	642,757	SME	No	Natural resources and waste
LIFE98 ENV/E/000426	ECOPORT - An environmentally friendly Port Community	LIFE II	1998	1998	2001	839,081	419,540	Public enterprise	No	Strategic Approaches

<b>Id.</b>	<b>Title</b>	<b>LIFE generation</b>	<b>Funding year</b>	<b>Start year</b>	<b>End year</b>	<b>Total budget (EUR)</b>	<b>LIFE co-financing budget (EUR)</b>	<b>Beneficiary type</b>	<b>International partners (yes/no)</b>	<b>LIFE+ theme</b>
LIFE98 ENV/E/000445	Elaboration of an Environmental Good Practice Guide driven to the normalization of the environmental management in the Spanish Local Administration	LIFE II	1998	1998	2001	519,585	253,517	Local authority	No	Urban environment
LIFE98 ENV/E/000454	Project for implication of social and economic partners in the sustainable and multifunctional management of forests	LIFE II	1998	1998	2002	954,825	372,079	NGO-Foundation	No	Forests
LIFE98 ENV/E/000467	The advantages of using wind power as a source of energy for water extraction from the subsoil by recycling and modernization of windmills in the agricultural area of the north of Mallorca.	LIFE II	1998	1999	2002	1,899,525	370,537		No	Water
LIFE99 ENV/E/000278	River agreements : design and implementation of fluvial management policies in the Mediterranean European context.	LIFE II	1999	1999	2003	1,129,819	520,795	NGO-Foundation	No	Water
LIFE99 ENV/E/000290	COMETRA-Implementation of a new waste management model in the autonomous city of Ceuta	LIFE II	1999	1999	2003	2,229,588	540,356	Public enterprise	No	Natural resources and waste
LIFE99 ENV/E/000308	Co-ordination of activities and technology transfer actions to reduce soil erosion, water contamination and emissions of CO2 from agricultural land in Europe	LIFE II	1999	1999	2003	2,807,448	1,394,108	Development agency	No	Soil
LIFE99 ENV/E/000311	Office for the support of recycled products	LIFE II	1999	1999	2002	900,719	445,718	Development agency	No	Natural resources and waste



<b>Id.</b>	<b>Title</b>	<b>LIFE generation</b>	<b>Funding year</b>	<b>Start year</b>	<b>End year</b>	<b>Total budget (EUR)</b>	<b>LIFE co-financing budget (EUR)</b>	<b>Beneficiary type</b>	<b>International partners (yes/no)</b>	<b>LIFE+ theme</b>
LIFE99 ENV/E/000314	Construction of bioclimatic social lodges	LIFE II	1999	1999	2004	2,978,218	403,707	NGO-Foundation	No	Strategic Approaches
LIFE99 ENV/E/000324	Minimization of the effluent environmental impact from the preserves industry	LIFE II	1999	1999	2002	623,639	291,836	Local authority	No	Natural resources and waste
LIFE99 ENV/E/000335	Production of fresh water by the reuse of the brine blow-down from seawater desalting plants.	LIFE II	1999	1999	2000	1,004,933	150,613	SME	No	Water
LIFE99 ENV/E/000346	The application of advanced photooxidation techniques in the treatment of residual waters in the textile industry.	LIFE II	1999	1999	2002	249,665	119,874		No	Water
LIFE99 ENV/E/000347	International restoring project for the Miño river: an example of sustainable hydroelectrical development	LIFE II	1999	1999	2002	1,087,772	297,101	International enterprise	No	Water
LIFE99 ENV/E/000349	Business, environment and wine: from the winegrape to the bottle. Vertical integration of the environment in the wine production process and horizontal optimization of resources	LIFE II	1999	1999	2001	516,870	258,435	Development agency	No	Natural resources and waste
LIFE99 ENV/E/000351	OLEO-LIFE	LIFE II	1999	1999	2003	1,212,248	556,631	NGO-Foundation	No	Strategic Approaches
LIFE99 ENV/E/000356	Demonstrative project. Truffled mediterranean forest improvement: an example of sustainable management	LIFE II	1999	1999	2001	486,641	240,138	Development agency	No	Forests

<b>Id.</b>	<b>Title</b>	<b>LIFE generation</b>	<b>Funding year</b>	<b>Start year</b>	<b>End year</b>	<b>Total budget (EUR)</b>	<b>LIFE co-financing budget (EUR)</b>	<b>Beneficiary type</b>	<b>International partners (yes/no)</b>	<b>LIFE+ theme</b>
LIFE99 ENV/E/000367	Production of 100% recyclable trays made our of minerals, vegetable fibre and polymers as substitute of expanded polystyrene	LIFE II	1999	1999	2002	5,108,603	1,081,822		No	Strategic Approaches
LIFE99 ENV/E/000371	Zaragoza saves paper ... and trees	LIFE II	1999	1999	2002	626,233	311,351	NGO-Foundation	No	Natural resources and waste
LIFE99 ENV/E/000375	Demonstration and Pilot Experience of Recycling and Decontamination System for end-use Vehicles. Implementation at the Region of Navarra (Area of Pamplona).	LIFE II	1999	1999	2003	1,592,164	468,814	Public enterprise	No	Natural resources and waste
LIFE00 ENV/E/000387	Innovative approach for the participation of the farming sector in EMAS and the experimentation of new formulas to create specialized employment formulas	LIFE II	2000	2001	2005	651,106	322,088	NGO-Foundation	No	Strategic Approaches
LIFE00 ENV/E/000389	Integral sustainability of Tourism	LIFE II	2000	2001	2005	1,012,143	426,519	Regional authority	Yes	Strategic Approaches
LIFE00 ENV/E/000400	ECOTAX LANZAROTE	LIFE II	2000	2001	2005	1,548,284	472,227	Local authority	No	Strategic Approaches
LIFE00 ENV/E/000402	Development and implementation of an integrated system for the sustainable management of wild fungus-producing forest ecosystems in Valdorva, Navarra	LIFE II	2000	2001	2005	392,425	174,763	Local authority	No	Forests
LIFE00 ENV/E/000415	GREEN BELT. A proposal for sustainable territorial planning	LIFE II	2000	2001	2004	1,689,869	719,100	Regional authority	No	Urban environment

<b>Id.</b>	<b>Title</b>	<b>LIFE generation</b>	<b>Funding year</b>	<b>Start year</b>	<b>End year</b>	<b>Total budget (EUR)</b>	<b>LIFE co-financing budget (EUR)</b>	<b>Beneficiary type</b>	<b>International partners (yes/no)</b>	<b>LIFE+ theme</b>
LIFE00 ENV/E/000425	Model for Restoring and Integrating water resources in a mining area. Actions for an alternative development	LIFE II	2000	2001	2005	1,438,853	587,287	Regional authority	No	Water
LIFE00 ENV/E/000431	Building and setup of prototype for "Dusts of E A F" treatment and metal recovery	LIFE II	2000	2001	2003	756,336	226,901	SME	No	Natural resources and waste
LIFE00 ENV/E/000452	ReIntegrate System. Model for the reduction of environmental impact on a sectorial basis	LIFE II	2000	2001	2004	1,421,068	710,535	Development agency	No	Strategic Approaches
LIFE00 ENV/E/000483	Environmentally collection and recycling of pesticide plastic bottles using advance ocidation process driven by solar energy	LIFE II	2000	2001	2004	1,551,362	316,158	SME	No	Natural resources and waste
LIFE00 ENV/E/000484	Personal computers new equipments	LIFE II	2000	2001	2004	1,293,919	617,885	Development agency	No	Natural resources and waste
LIFE00 ENV/E/000498	Tannery Wastewater Recycling in Leather Industries	LIFE II	2000	2001	2004	991,500	379,500	SME	No	Natural resources and waste
LIFE00 ENV/E/000506	Demonstrative project of an innovative system to prevent the voc emissions generated by the industry	LIFE II	2000	1999	2003	1,092,581	198,428	SME	No	Air
LIFE00 ENV/E/000511	Demonstration of economic optimization models driven from environmental improvements in SMEs and town councils	LIFE II	2000	2001	2004	1,036,056	441,529	Development agency	No	Strategic Approaches

<b>Id.</b>	<b>Title</b>	<b>LIFE generation</b>	<b>Funding year</b>	<b>Start year</b>	<b>End year</b>	<b>Total budget (EUR)</b>	<b>LIFE co-financing budget (EUR)</b>	<b>Beneficiary type</b>	<b>International partners (yes/no)</b>	<b>LIFE+ theme</b>
LIFE00 ENV/E/000539	Sustainable management, at local level, of the alluvial aquifer of the River Tordera, through the reuse of waste water	LIFE II	2000	2001	2004	1,409,139	338,101	Regional authority	No	Water
LIFE00 ENV/E/000543	Co-composting procedures and its use on afforestation, landscaping and forestry and agricultural crops in the Andalusian region	LIFE II	2000	2000	2004	478,831	464,015	Regional authority	Yes	Natural resources and waste
LIFE00 ENV/E/000544	Model for the valorisation and sustainable management mycological resources	LIFE II	2000	2001	2004	1,046,860	259,332	Development agency	No	Forests
LIFE00 ENV/E/000545	Prototype demonstration of dyeing with the application of clean technologies in the reduction of the colorant	LIFE II	2000	2001	2002	647,625	194,288	SME	No	Water
LIFE00 ENV/E/000547	Design and Application of a Sustainable Soil Management Model for Orchard Crops in the Doñana National Park Area	LIFE II	2000	2001	2004	789,693	394,797	Development agency	No	Soil
LIFE00 ENV/E/000555	Demonstration Plant for composting municipal sewage sludges and rice straw, and evaluation the agronomic quality of the produced compost	LIFE II	2000	2001	2004	0	707,497	Local authority	No	Natural resources and waste
LIFE00 ENV/E/000560	Integral management of fishing waste in a coastal area : Pilot scheme	LIFE II	2000	2001	2004	280,793	180,937	Local authority	No	Natural resources and waste
LIFE02 ENV/E/000164	Pilot programme for training, awareness and dissemination of organic agricultural production	LIFE III	2002	2002	2005	1,748,236	845,413	Public enterprise	No	Strategic Approaches

<b>Id.</b>	<b>Title</b>	<b>LIFE generation</b>	<b>Funding year</b>	<b>Start year</b>	<b>End year</b>	<b>Total budget (EUR)</b>	<b>LIFE co-financing budget (EUR)</b>	<b>Beneficiary type</b>	<b>International partners (yes/no)</b>	<b>LIFE+ theme</b>
LIFE03 ENV/E/000166	DIRECT REUTILIZATION OF DYE BATHS AND SELF-MONITORING OF THE PROCESS "ON LINE"	LIFE III	2003	2003	2005	702,365	269,951	University	No	Natural resources and waste
LIFE04 ENV/ES/000184	Sustainable management of the rice straw	LIFE III	2004	2004	2007	1,962,795	948,023	Local authority	No	Natural resources and waste
LIFE04 ENV/ES/000195	Ecotechnology for environmental restoration of limestone quarries	LIFE III	2004	2004	2007	960,417	480,192	University	No	Strategic Approaches
LIFE04 ENV/ES/000216	Environmental integration for ports and cities	LIFE III	2004	2004	2008	1,720,049	830,026	Local authority	No	Soil
LIFE04 ENV/ES/000224	Demonstration project for gelatine production with use of innovative technology achieving an important washing wastewater reduction	LIFE III	2004	2003	2006	5,005,479	806,593	SME	No	Water
LIFE04 ENV/ES/000237	Saving of forest exploitation for obtaining of tanning extracts through valorisation of wine waste	LIFE III	2004	2004	2008	964,608	474,804	Research institutions	No	Strategic Approaches
LIFE04 ENV/ES/000239	System for the integral management of the wastes produced by the mussel cultured in rafts and longlines	LIFE III	2004	2004	2008	669,599	334,800	NGO-Foundation	No	Natural resources and waste
LIFE04 ENV/ES/000251	Demonstration of innovative models at a European level based on clean technologies and on the obtaining of final scenes with a positive environmental balance in extraction activities of barren and gravel	LIFE III	2004	2004	2007	1,624,573	641,828	SME	No	Natural resources and waste

<b>Id.</b>	<b>Title</b>	<b>LIFE generation</b>	<b>Funding year</b>	<b>Start year</b>	<b>End year</b>	<b>Total budget (EUR)</b>	<b>LIFE co-financing budget (EUR)</b>	<b>Beneficiary type</b>	<b>International partners (yes/no)</b>	<b>LIFE+ theme</b>
LIFE04 ENV/ES/000263	Project to demonstrate the feasibility of compost bioremediation technology for the reclamation and sustainable urban management of brownfields	LIFE III	2004	2004	2008	1,296,836	389,051	SME	No	Urban environment
LIFE04 ENV/ES/000269	Integrated management of agriculture in the surroundings of community importance wetlands (sustainable wetlands)	LIFE III	2004	2004	2008	1,087,450	541,255	NGO-Foundation	No	Strategic Approaches
LIFE05 ENV/E/000251	Ozone clean in place in food industries	LIFE III Extension	2005	2005	2009	811,347	394,923	Research institutions	No	Strategic Approaches
LIFE05 ENV/E/000256	Integral liquid residuals management model for surface treatment industries through BAT's (ZERO PLUS)	LIFE III Extension	2005	2005	2009	2,567,609	1,277,862	Research institutions	No	Water
LIFE05 ENV/E/000262	Integral mobility management in industrial estates and areas (GESMOPOLI)	LIFE III Extension	2005	2005	2009	1,441,310	720,655	Regional authority	No	Strategic Approaches
LIFE05 ENV/E/000267	Benign and environmentally friendly fish processing practices to provide added value and innovative solutions for a responsible and sustainable management of fisheries.	LIFE III Extension	2005	2005	2009	1,858,552	909,248	Research institutions	No	Natural resources and waste
LIFE05 ENV/E/000285	Alternatives for waste volume reduction in the textile sector through the application of minimisation measures in the process and in the consumption.	LIFE III Extension	2005	2005	2008	374,655	187,327	Research institutions	No	Natural resources and waste

<b>Id.</b>	<b>Title</b>	<b>LIFE generation</b>	<b>Funding year</b>	<b>Start year</b>	<b>End year</b>	<b>Total budget (EUR)</b>	<b>LIFE co-financing budget (EUR)</b>	<b>Beneficiary type</b>	<b>International partners (yes/no)</b>	<b>LIFE+ theme</b>
LIFE05 ENV/E/000288	Soil protection in Mediterranean areas through cultivation of new varieties of almond tree	LIFE III Extension	2005	2005	2009	1,653,845	818,000	Regional authority	No	Soil
LIFE05 ENV/E/000289	Sustainable management of water reducing environmental impact using new fertirrigation methods	LIFE III Extension	2005	2005	2008	572,794	281,386	Mixt enterprise	No	Water
LIFE05 ENV/E/000292	Processing plant for the integral treatment and valorisation of the wasted generated during the olive oil production process	LIFE III Extension	2005	2005	2009	4,524,561	2,065,585	Development agency	No	Natural resources and waste
LIFE05 ENV/E/000301	Ecological ceramics optimization. Alternative to sludge disposal	LIFE III Extension	2005	2005	2009	1,023,647	511,823	Regional authority	No	Natural resources and waste
LIFE05 ENV/E/000302	Implementation of a management model for the ecologically sustainable treatment of pig manure in the Region of Los Serranos, Valencia-Spain	LIFE III Extension	2005	2005	2009	1,595,266	791,633	Regional authority	No	Water
LIFE05 ENV/E/000313	Excellence in irrigation water management	LIFE III Extension	2005	2005	2007	671,406	200,687	International enterprise	No	Water
LIFE05 ENV/E/000317	Development of a system for high-quality separation of metal alloys from end-of-life-vehicle engines and its reuse in new engines and components for automotive sector	LIFE III Extension	2005	2005	2007	4,941,041	756,271	Large enterprise	No	Natural resources and waste
LIFE05 ENV/E/000319	Energy recovery from landfill's biogas by the use of microturbines and biological removal of hydrogen sulphide and siloxanes	LIFE III Extension	2005	2005	2009	1,303,319	581,806	International enterprise	No	Natural resources and waste

<b>Id.</b>	<b>Title</b>	<b>LIFE generation</b>	<b>Funding year</b>	<b>Start year</b>	<b>End year</b>	<b>Total budget (EUR)</b>	<b>LIFE co-financing budget (EUR)</b>	<b>Beneficiary type</b>	<b>International partners (yes/no)</b>	<b>LIFE+ theme</b>
LIFE05 ENV/E/000328	Pilot Demonstration Plant for Reduction of VOC Air Emissions	LIFE III Extension	2005	2005	2007	1,832,317	390,559	SME	No	Air
LIFE05 ENV/E/000330	Making compatible mountain viticulture development with European Landscape Convention objectives	LIFE III Extension	2005	2005	2008	729,812	286,905	NGO-Foundation	No	Soil
LIFE05 ENV/E/000333	Building demonstration based in solar cooler and hydrogen conversor of renewable energies	LIFE III Extension	2005	2005	2009	3,283,929	1,499,224	Development agency	No	Climate change
LIFE06 ENV/E/000001	Resin-free Liquid-Stone Process elimination of ynthetic polluting resins and toxic solvents used in the production of decorative elements in bass-relief with high artistic contents, substituted by eco sustainable and natural row materials imparting simil	LIFE III Extension	2006	2006	2010	4,031,604	1,047,856	SME	No	Natural resources and waste
LIFE06 ENV/E/000010	Converting Laminates into Energy and Aluminium for the benefit of Nature	LIFE III Extension	2006	2006	2009	5,455,445	917,963	SME	No	Natural resources and waste
LIFE06 ENV/E/000044	Environmentally-friendly management of swime waste based on innovative thechnology: a demonstration project set in Aragón (Spain)	LIFE III Extension	2006	2006	2010	6,899,568	2,564,163	Development agency	No	Natural resources and waste
LIFE06 ENV/E/000054	Design and demonstration of 3 CHP plants using two 5 kW solid oxide fuel cells (SOFC) working with landfill gas and biogas from anaerobic digestion	LIFE III Extension	2006	2005	2009	2,055,473	616,305	International enterprise	No	Natural resources and waste



Table 3 Overview of LIFE Nature Projects in Spain

<b>Id.</b>	<b>Title</b>	<b>LIFE generation</b>	<b>Funding year</b>	<b>Start year</b>	<b>End year</b>	<b>Total budget (EUR)</b>	<b>LIFE co-financing (EUR)</b>	<b>Beneficiary type</b>	<b>International partners (yes/no)</b>	<b>Directive (Birds, Habitats) or biodiversity</b>
LIFE96 NAT/E/003080	Preservation and integral management of the Great bustard ( <i>Otis tarda</i> ) habitat in the ZEPA of Villafafila (Zamora, Spain)	LIFE II	1996	1997	2001	452,326	339,245	Regional authority	No	Birds
LIFE96 NAT/E/003081	Priority actions to protect bats in Castilla y León Communitary interesting zones	LIFE II	1996	1997	2001	296,176	148,088	Regional authority	No	Habitats
LIFE96 NAT/E/003090	Actions for the conservation of the Great Spotted Woodpecker on Tenerife	LIFE II	1996	1997	2000	492,623	369,467	Regional authority	No	Birds
LIFE96 NAT/E/003095	Increase in the size population of <i>Columba bollii</i> y <i>Columba junoniae</i>	LIFE II	1996	1997	2001	645,677	484,258	Regional authority	No	Birds
LIFE96 NAT/E/003096	Conservation of thirteen endangered plant species in Aragon (Spain)	LIFE II	1996	1997	2001	1,006,886	503,443	Regional authority	No	Habitats
LIFE96 NAT/E/003098	Restoration of riparian ecosystem in the natural reserve of Galachos, Spain	LIFE II	1996	1996	2001	737,200	368,600	Regional authority	No	Habitats
LIFE96 NAT/E/003102	Preservation of the Little Bustard, Great Bustard and Lesser Kestrel in Extremadura	LIFE II	1996	1997	2001	428,578	321,433	Regional authority	No	Birds

<b>Id.</b>	<b>Title</b>	<b>LIFE generation</b>	<b>Funding year</b>	<b>Start year</b>	<b>End year</b>	<b>Total budget (EUR)</b>	<b>LIFE co-financing (EUR)</b>	<b>Beneficiary type</b>	<b>International partners (yes/no)</b>	<b>Directive (Birds, Habitats) or biodiversity</b>
LIFE96 NAT/E/003105	Coordinated action plan for the conservation of marbled teal in the western Mediterranean region	LIFE II	1996	1997	2001	594,870	297,435	Regional authority	No	Birds
LIFE96 NAT/E/003114	Recovery actions for the Bonelli eagle ( <i>Hieraaetus fasciatus</i> ) in Navarra	LIFE II	1996	1997	2001	291,224	174,734	Regional authority	No	Birds
LIFE96 NAT/E/003118	Conservation of priority species in Mediterranean marshes ( <i>Aphanius iberus</i> , <i>Valencia hispanica</i> , <i>Botaurus stellaris</i> , <i>Larus audouinii</i> )	LIFE II	1996	1996	2000	1,961,660	980,830	Regional authority	No	Habitats
LIFE96 NAT/E/003133	Improvement of habitat management in the SPA of the Ebro Delta (Catalonia, Spain)	LIFE II	1996	1997	2001	1,219,087	609,544	NGO-Foundation	No	Birds
LIFE96 NAT/E/003144	Actions for the recovery of the Atlantic Monk Seal ( <i>Monachus monachus</i> ) population	LIFE II	1996	1997	1999	613,429	480,576	Regional authority	No	Habitats
LIFE96 NAT/E/003180	Restoration and integrated management of the island of Buda	LIFE II	1996	1996	1999	836,493	418,247	Regional authority	No	Habitats
LIFE97 NAT/E/004147	Recovery plan of <i>Puffinus p.mauretanicus</i> in SPA's	LIFE II	1997	1997	2001	2,972,943	1,486,471	Regional authority	No	Birds

<b>Id.</b>	<b>Title</b>	<b>LIFE generation</b>	<b>Funding year</b>	<b>Start year</b>	<b>End year</b>	<b>Total budget (EUR)</b>	<b>LIFE co-financing (EUR)</b>	<b>Beneficiary type</b>	<b>International partners (yes/no)</b>	<b>Directive (Birds, Habitats) or biodiversity</b>
LIFE97 NAT/E/004151	Project to support the conservation of <i>Caretta caretta</i> and <i>Tursiops truncatus</i> in the Canary Islands	LIFE II	1997	1997	1999	917,220	687,915	Regional authority	No	Habitats
LIFE97 NAT/E/004157	Project of physical and ecological recovery of "Playa del Matorral"	LIFE II	1997	1997	2001	605,426	302,713	Local authority	No	Habitats
LIFE97 NAT/E/004161	The SPA's as a model for land management: the case of Extremadura	LIFE II	1997	1997	2002	1,764,041	1,323,031	Regional authority	No	Birds
LIFE97 NAT/E/004165	Conservation of 5 species of the Monteverde in Canaries	LIFE II	1997	1998	2001	598,468	448,851	Regional authority	No	Habitats
LIFE97 NAT/E/004179	Conservation of the Bittern ( <i>Botaurus stellaris</i> ) in the Endorreic Wetlands of the Ebro valley in Navarra	LIFE II	1997	1997	2001	393,527	236,116	Regional authority	No	Birds
LIFE97 NAT/E/004180	Conservation Plan of Bonelli's Eagle ( <i>Hieraaetus fasciatus</i> ) in the Sierra de Guara (Aragón)	LIFE II	1997	1997	2002	326,737	196,042	Regional authority	No	Birds

<b>Id.</b>	<b>Title</b>	<b>LIFE generation</b>	<b>Funding year</b>	<b>Start year</b>	<b>End year</b>	<b>Total budget (EUR)</b>	<b>LIFE co-financing (EUR)</b>	<b>Beneficiary type</b>	<b>International partners (yes/no)</b>	<b>Directive (Birds, Habitats) or biodiversity</b>
LIFE97 NAT/E/004188	Performances of improvement of the environment on behalf of the Eagle Perdicera ( <i>Hieraëtus fasciatus</i> ) and of the Black Stork, as well as the continuation of immature in The Arribes del Duero	LIFE II	1997	1998	2001	296,053	222,040	Regional authority	Yes	Birds
LIFE97 NAT/E/004190	Reintroduction of el Hierro Giant Lizzard in its former natural habitat	LIFE II	1997	1997	2000	465,572	279,343	Regional authority	No	Habitats
LIFE98 NAT/E/005296	Recovery plan of the Bearded Vulture in North-eastern Spain	LIFE II	1998	1998	2002	540,781	270,390	Regional authority	No	Birds
LIFE98 NAT/E/005300	Conservation of island SPAs in the Valencian region	LIFE II	1998	1998	2002	1,044,267	783,201	Regional authority	No	Birds
LIFE98 NAT/E/005305	Program for the conservation of the brown bear in Asturias	LIFE II	1998	1998	2001	754,978	528,485	NGO-Foundation	No	Habitats
LIFE98 NAT/E/005306	Conservation of chiropters and invertebrates in volcanic cavities	LIFE II	1998	1999	2002	499,474	249,737	Regional authority	No	Habitats
LIFE98 NAT/E/005308	Integral Management of Alto Tajo	LIFE II	1998	1998	2003	798,470	399,235	Regional authority	No	Birds
LIFE98 NAT/E/005311	Sustainable management of "Punta de la Móra" in Tarragona	LIFE II	1998	1998	2003	594,124	297,064	NGO-Foundation	No	Habitats

<b>Id.</b>	<b>Title</b>	<b>LIFE generation</b>	<b>Funding year</b>	<b>Start year</b>	<b>End year</b>	<b>Total budget (EUR)</b>	<b>LIFE co-financing (EUR)</b>	<b>Beneficiary type</b>	<b>International partners (yes/no)</b>	<b>Directive (Birds, Habitats) or biodiversity</b>
LIFE98 NAT/E/005323	The 'Albuferas de Adra" (Almeria), conservation plan	LIFE II	1998	1998	2002	706,109	529,582	Regional authority	No	Birds
LIFE98 NAT/E/005326	Conservation of the cantabrian Brown bear breeding nucleus	LIFE II	1998	1998	2001	623,283	436,298	NGO-Foundation	No	Habitats
LIFE98 NAT/E/005343	Conservation of lynx pardina in Extremadura	LIFE II	1998	1998	2003	1,377,198	826,319	Regional authority	No	Habitats
LIFE98 NAT/E/005346	Environmental restoration of Plaiaundi (Txingudi)	LIFE II	1998	1998	2001	1,505,186	1,415,639	Regional authority	No	Habitats
LIFE98 NAT/E/005348	Restoration and management of the "Estany de Sils"	LIFE II	1998	1998	2002	565,186	282,593	Local authority	No	Habitats
LIFE98 NAT/E/005351	Conservation of the european black vulture in the SPAs of Madrid	LIFE II	1998	1998	2002	238,349	143,010	Regional authority	No	Birds
LIFE98 NAT/E/005354	Conservation of the blue chaffinch of Gran Canaria	LIFE II	1998	1999	2003	329,396	197,638	Regional authority	No	Birds
LIFE98 NAT/E/005358	Recovery of areas of threatened flora in Sierra Nevada	LIFE II	1998	1999	2003	834,615	500,769	Regional authority	No	Habitats
LIFE98 NAT/E/005361	Raptors Refuge Management of Montejo de la Vega (Segovia)	LIFE II	1998	1998	2001	379,981	189,991	NGO-Foundation	No	Birds
LIFE98 NAT/E/005362	Restoration and protection of the coastal laguna of Valdoviño	LIFE II	1998	1999	2001	306,643	64,395	Local authority	No	Habitats
LIFE99 ENV/E/000286	Rehabilitation 'Tambre I' Pilot project	LIFE II	1999	1999	2003	1,631,571	590,595	Regional authority	No	Habitats

<b>Id.</b>	<b>Title</b>	<b>LIFE generation</b>	<b>Funding year</b>	<b>Start year</b>	<b>End year</b>	<b>Total budget (EUR)</b>	<b>LIFE co-financing (EUR)</b>	<b>Beneficiary type</b>	<b>International partners (yes/no)</b>	<b>Directive (Birds, Habitats) or biodiversity</b>
LIFE99 NAT/E/006323	Habitats restoration surrounding Tablas de Daimiel N.P.	LIFE II	1999	1999	2004	1,971,290	1,182,774	Park-Reserve authority	No	Habitats
LIFE99 NAT/E/006325	Land acquisition of strategic areas in Doñana district	LIFE II	1999	1999	2004	1,258,860	755,316	National authority	No	Habitats
LIFE99 NAT/E/006327	Conservation of the threatened fauna and vegetation in the Cañaberos National Park	LIFE II	1999	1999	2003	6,490,931	3,171,144	Park-Reserve authority	No	Birds
LIFE99 NAT/E/006333	Biodiversity conservation and recovery in the river basin of Asón	LIFE II	1999	1999	2005	1,233,906	616,953		No	Habitats
LIFE99 NAT/E/006336	Conservation of the Imperial eagle, Black vulture, Black stork and Iberian lynx on private protected land in Extremadura and Castilla-La-Mancha	LIFE II	1999	1999	2002	1,709,278	1,196,495	NGO-Foundation	No	Birds
LIFE99 NAT/E/006339	Restoration of three wetland areas in Villacañas (Toledo)	LIFE II	1999	1999	2003	513,004	384,753	NGO-Foundation	No	Birds
LIFE99 NAT/E/006341	Conservation Lesser Kestrel ( <i>Falco naumanni</i> ) in the S.P.A. Villafáfila	LIFE II	1999	1999	2004	310,723	233,042	Regional authority	No	Birds
LIFE99 NAT/E/006343	Restoration of an integral reserve zone in the SPA for birds "Riberas de Castroño"	LIFE II	1999	1999	2003	650,602	325,301	Regional authority	No	Birds

<b>Id.</b>	<b>Title</b>	<b>LIFE generation</b>	<b>Funding year</b>	<b>Start year</b>	<b>End year</b>	<b>Total budget (EUR)</b>	<b>LIFE co-financing (EUR)</b>	<b>Beneficiary type</b>	<b>International partners (yes/no)</b>	<b>Directive (Birds, Habitats) or biodiversity</b>
LIFE99 NAT/E/006350	Management of the Great Bustard's habitat in the ZEPA of Villafáfila	LIFE II	1999	2000	2004	476,002	285,601	Regional authority	No	Birds
LIFE99 NAT/E/006352	Ancares project : co-ordinate management of two adjoining comunitarian sites of interest (LIC)	LIFE II	1999	1999	2002	861,364	430,682	Regional authority	No	Habitats
LIFE99 NAT/E/006371	Ancares Project : co-ordinate management of two adjoining sites of community interest	LIFE II	1999	1999	2004	1,008,597	504,299	Regional authority	No	Habitats
LIFE99 NAT/E/006386	Arrangement and management of the Baix Ter Coastal lagoons and marshes	LIFE II	1999	1999	2004	635,570	317,785	Local authority	No	Habitats
LIFE99 NAT/E/006392	Restoration of the islets and the cliffs of Famara (Lanzarote Island)	LIFE II	1999	1999	2002	629,306	314,653	Local authority	No	Habitats
LIFE99 NAT/E/006393	Reintroduction of Crested coot in two SPAs of the Valencian region	LIFE II	1999	1999	2003	384,648	192,324	Regional authority	No	Birds
LIFE99 NAT/E/006402	Habitats restoration of Alto Tajo, Sierra de Ayllón and Quejigares de Brihuega	LIFE II	1999	1999	2003	599,149	299,574	NGO-Foundation	No	Habitats
LIFE99 NAT/E/006405	Restoration, conservation and management of the Gallocanta lagoon - ReCoGeSAL-	LIFE II	1999	2000	2004	460,352	276,211	NGO-Foundation	No	Habitats

<b>Id.</b>	<b>Title</b>	<b>LIFE generation</b>	<b>Funding year</b>	<b>Start year</b>	<b>End year</b>	<b>Total budget (EUR)</b>	<b>LIFE co-financing (EUR)</b>	<b>Beneficiary type</b>	<b>International partners (yes/no)</b>	<b>Directive (Birds, Habitats) or biodiversity</b>
LIFE99 NAT/E/006417	Conservation of priority habitats in the Valencian Community	LIFE II	1999	1999	2004	1,382,328	898,513	Regional authority	No	Habitats
LIFE99 NAT/E/006419	Recovery of the Bonelli's eagle ( <i>Hieraaetus fasciatus</i> ) in La Rioja (Spain)	LIFE II	1999	1999	2003	227,183	113,591	Regional authority	No	Birds
LIFE00 NAT/E/007297	Conservation of <i>Falco naumanni</i> nesting habitat in Aragon	LIFE II	2000	2001	2005	1,050,054	630,033	Regional authority	No	Birds
LIFE00 NAT/E/007299	Conservation of european mink ( <i>Mustela lutreola</i> ) in Castilla y León	LIFE II	2000	2001	2005	417,102	208,551		No	Habitats
LIFE00 NAT/E/007303	Protection of Posidonia grasses in SCIs of Baleares	LIFE II	2000	2001	2007	5,955,396	2,977,698		No	Habitats
LIFE00 NAT/E/007304	Improvement of the management of the SCI and SPA 'Cabo de Gata-Níjar'	LIFE II	2000	2001	2005	4,303,086	3,012,160	Regional authority	No	Habitats
LIFE00 NAT/E/007311	White-headed duck preservation plan in the Valencian community	LIFE II	2000	2001	2006	565,592	424,194	Regional authority	No	Birds
LIFE00 NAT/E/007327	Habitat management model of the SCI La Serena - Sierra de Tiros (Extremadura, Spain)	LIFE II	2000	2001	2005	736,551	552,413	NGO-Foundation	No	Birds
LIFE00 NAT/E/007328	Conservation of an endangered naiad <i>Margaritifera auricularia</i> in Ebro river (Catalunya)	LIFE II	2000	2001	2005	738,844	369,422		No	Habitats



<b>Id.</b>	<b>Title</b>	<b>LIFE generation</b>	<b>Funding year</b>	<b>Start year</b>	<b>End year</b>	<b>Total budget (EUR)</b>	<b>LIFE co-financing (EUR)</b>	<b>Beneficiary type</b>	<b>International partners (yes/no)</b>	<b>Directive (Birds, Habitats) or biodiversity</b>
LIFE00 NAT/E/007330	SCI Parga-Ladra-Támoga: recovery of bog woodland and dystrophic lake	LIFE II	2000	2001	2006	1,444,152	722,076	Development agency	No	Habitats
LIFE00 NAT/E/007331	Conservation of european mink ( <i>Mustela lutreola</i> ) in La Rioja	LIFE II	2000	2001	2005	142,740	142,740		No	Habitats
LIFE00 NAT/E/007335	Conservation of the European mink ( <i>Mustela lutreola</i> ) in Álava	LIFE II	2000	2001	2005	383,025	191,513	Local authority	No	Habitats
LIFE00 NAT/E/007336	Recovery of the Bonelli's eagle in Álava (C.A. Basque country, Spain)	LIFE II	2000	2001	2005	317,545	190,527	Regional authority	No	Birds
LIFE00 NAT/E/007337	Bats conservation plan in the Valencian community	LIFE II	2000	2001	2005	896,305	448,153		No	Habitats
LIFE00 NAT/E/007339	Model of restoration of dunes habitats in 'L'Albufera de Valencia'	LIFE II	2000	2001	2004	1,951,482	975,741	Local authority	No	Habitats
LIFE00 NAT/E/007340	Black vulture conservation in Mallorca and in other ZEPAs in Spain	LIFE II	2000	2001	2005	1,036,378	621,827	NGO-Foundation	No	Birds
LIFE00 NAT/E/007348	Management of the PSA-SCI 'La Serena y Sierras periféricas'	LIFE II	2000	2001	2005	1,853,176	1,297,223		No	Birds
LIFE00 NAT/E/007352	Conserving the Cantabrian brown Bear and combating poaching	LIFE II	2000	2001	2004	339,560	169,780	NGO-Foundation	No	Habitats
LIFE00 NAT/E/007355	Conservation of areas with threatened species of the flora in the island Minorca	LIFE II	2000	2001	2005	653,662	392,197	Development agency	No	Habitats

<b>Id.</b>	<b>Title</b>	<b>LIFE generation</b>	<b>Funding year</b>	<b>Start year</b>	<b>End year</b>	<b>Total budget (EUR)</b>	<b>LIFE co-financing (EUR)</b>	<b>Beneficiary type</b>	<b>International partners (yes/no)</b>	<b>Directive (Birds, Habitats) or biodiversity</b>
LIFE02 ENV/E/000263	PEDRA TOSCA PARK	LIFE III	2002	2002	2006	819,903	279,444	Public enterprise	No	Habitats
LIFE02 NAT/E/008598	Preservation of the Bonelli's eagle ( <i>Hieraetus fasciatus</i> ) in ZEPAs at the province of Burgos, Spain	LIFE III	2002	2002	2006	739,817	554,863	Regional authority	No	Birds
LIFE02 NAT/E/008602	Management of <i>Hieraetus fasciatus</i> - Almenara-Murcia	LIFE III	2002	2002	2006	1,113,232	834,924	Regional authority	No	Birds
LIFE02 NAT/E/008604	Conservation of european mink ( <i>Mustela lutreola</i> ) in Catalonia (Spain)	LIFE III	2002	2002	2006	798,050	399,025		No	Habitats
LIFE02 NAT/E/008608	Conservation of Audouin's gull in the Valencian Community	LIFE III	2002	2002	2007	815,653	489,392	Regional authority	No	Birds
LIFE02 NAT/E/008609	Population recovery of Iberian Lynx in Andalusia	LIFE III	2002	2002	2006	9,285,714	3,900,000	Regional authority	No	Habitats
LIFE02 NAT/E/008610	Conservation of cetaceans and turtles in Andalusia and Murcia	LIFE III	2002	2002	2006	3,474,234	1,737,117	NGO-Foundation	No	Habitats
LIFE02 NAT/E/008612	Conservation of <i>Larus audouinii</i> in Spain: Catalonia	LIFE III	2002	2002	2006	760,264	380,132	Regional authority	No	Birds
LIFE02 NAT/E/008614	Recovery plan for the giant lizard of La Gomera	LIFE III	2002	2002	2006	1,266,604	677,796	Development agency	No	Habitats
LIFE02 NAT/E/008616	Conservation of the aquatic warbler in the ZEPA 'La Nava-Campos'	LIFE III	2002	2002	2006	1,217,240	912,930	Regional authority	No	Birds

<b>Id.</b>	<b>Title</b>	<b>LIFE generation</b>	<b>Funding year</b>	<b>Start year</b>	<b>End year</b>	<b>Total budget (EUR)</b>	<b>LIFE co-financing (EUR)</b>	<b>Beneficiary type</b>	<b>International partners (yes/no)</b>	<b>Directive (Birds, Habitats) or biodiversity</b>
LIFE02 NAT/E/008617	Conservation of the Iberian Lynx in Montes de Toledo-Guadalmena	LIFE III	2002	2002	2007	1,537,284	1,152,963		No	Habitats
LIFE02 NAT/E/008624	Recovery of the bearded vulture in Picos de Europa, Spain	LIFE III	2002	2002	2006	683,142	364,878	NGO-Foundation	No	Birds
LIFE2002NAT/CP/E/000014	Control de vertebrados invasores en islas de Portugal y de España	LIFE III	2002	2003	2004	60,000	60,000	Regional authority	No	Habitats
LIFE03 NAT/E/000046	Conservation of houbara bustard Chlamydotis undulata fuertaventurae in the SPAs of the Canary Islands	LIFE III	2003	2003	2007	1,558,321	1,168,741	NGO-Foundation	No	Birds
LIFE03 NAT/E/000050	Conservation of the Spanish Imperial Eagle, Black Vulture, Black Stork	LIFE III	2003	2003	2007	3,286,882	1,972,129	NGO-Foundation	No	Birds
LIFE03 NAT/E/000051	Preservation of Margaritifera margaritifera at LIC in Zamora	LIFE III	2003	2003	2008	516,000	258,000	Regional authority	No	Habitats
LIFE03 NAT/E/000052	Conservation and management of the SPA for Birds site of Community interest wetland "La Albuera" in Extremadura	LIFE III	2003	2004	2008	553,749	415,312	Regional authority	No	Birds
LIFE03 NAT/E/000054	Conservation of coastal habitats of the Province of Cádiz	LIFE III	2003	2003	2006	2,013,270	1,006,635	Regional authority	No	Habitats

<b>Id.</b>	<b>Title</b>	<b>LIFE generation</b>	<b>Funding year</b>	<b>Start year</b>	<b>End year</b>	<b>Total budget (EUR)</b>	<b>LIFE co-financing (EUR)</b>	<b>Beneficiary type</b>	<b>International partners (yes/no)</b>	<b>Directive (Birds, Habitats) or biodiversity</b>
LIFE03 NAT/E/000055	Conservation and restoration of wetlands in Andalucía	LIFE III	2003	2003	2007	2,913,526	1,456,763	Regional authority	No	Habitats
LIFE03 NAT/E/000057	Conservation of endangered arthropods of Extremadura	LIFE III	2003	2004	2008	1,063,060	531,530	Regional authority	No	Habitats
LIFE03 NAT/E/000059	Gestión integral de hábitats de la comarca noroeste de Murcia	LIFE III	2003	2004	2008	2,630,899	1,973,174	Regional authority	No	Habitats
LIFE03 NAT/E/000061	Conservación de Larus audouinii en España. (Isla Grosa) Murcia. (Murcia)	LIFE III	2003	2004	2008	942,824	707,118	Regional authority	No	Birds
LIFE03 NAT/E/000062	Conservación de Tursiops y Caretta en La Gomera	LIFE III	2003	2003	2007	979,650	489,825	NGO-Foundation	No	Habitats
LIFE03 NAT/E/000064	Gestión y puesta en valor de 3 hábitats de alta montaña	LIFE III	2003	2004	2007	1,317,000	526,800	Regional authority	No	Habitats
LIFE03 NAT/E/000067	Recuperation of the aquatic environment of Porqueres and the lake of Banyoles	LIFE III	2003	2003	2007	864,544	432,272	Local authority	No	Habitats
LIFE2003NAT/CP/E/000002	Collaboration actions for the conservation of Mustela lutreola	LIFE III	2003	2004	2006	100,000	100,000	Regional authority	No	Biodiversity
LIFE04 NAT/ES/000031	Dune regeneration on Laida beach (Urdaibai)	LIFE III	2004	2004	2007	522,568	261,284	Regional authority	No	Habitats
LIFE04 NAT/ES/000033	Conservación de Margarifera auricularia en Aragón	LIFE III	2004	2004	2008	860,016	430,008		No	Habitats

<b>Id.</b>	<b>Title</b>	<b>LIFE generation</b>	<b>Funding year</b>	<b>Start year</b>	<b>End year</b>	<b>Total budget (EUR)</b>	<b>LIFE co-financing (EUR)</b>	<b>Beneficiary type</b>	<b>International partners (yes/no)</b>	<b>Directive (Birds, Habitats) or biodiversity</b>
LIFE04 NAT/ES/000034	Adaptation of the electric power lines in the SPA of Aragón	LIFE III	2004	2004	2009	2,082,923	1,249,754		No	Birds
LIFE04 NAT/ES/000035	Conservation of <i>Aphanius iberus</i> genetic stocks (Murcia)	LIFE III	2004	2005	2009	1,148,668	574,334		No	Habitats
LIFE04 NAT/ES/000036	Conservation and management in the National Park 'Duratón River Canyon'	LIFE III	2004	2004	2009	1,237,532	618,766		No	Habitats
LIFE04 NAT/ES/000043	Conservation of threatened chiropters of Extremadura	LIFE III	2004	2005	2009	1,315,893	657,946		No	Habitats
LIFE04 NAT/ES/000044	Recovery of the littoral sand dunes with Juniper spp in Valencia	LIFE III	2004	2004	2008	3,278,216	1,639,108		No	Habitats
LIFE04 NAT/ES/000048	Recovery of a priority habitat in l'Albufera natural Park	LIFE III	2004	2004	2009	1,061,972	796,479		No	Habitats
LIFE04 NAT/ES/000049	IMPORTANT BIRD AREAS FOR SEABIRDS (Marine Ibas) IN SPAIN	LIFE III	2004	2004	2009	1,091,910	779,910		No	Birds
LIFE04 NAT/ES/000056	PRELIMINARY ACTIONS AND REINTRODUCTION OF THE BEARDED VULTURE	LIFE III	2004	2004	2010	1,649,250	1,236,937		No	Birds
LIFE04 NAT/ES/000059	Recovery of the habitat of amphibians and <i>Emys orbicularis</i> in the Baix Ter	LIFE III	2004	2005	2009	1,398,300	699,150		No	Habitats

<b>Id.</b>	<b>Title</b>	<b>LIFE generation</b>	<b>Funding year</b>	<b>Start year</b>	<b>End year</b>	<b>Total budget (EUR)</b>	<b>LIFE co-financing (EUR)</b>	<b>Beneficiary type</b>	<b>International partners (yes/no)</b>	<b>Directive (Birds, Habitats) or biodiversity</b>
LIFE04 NAT/ES/000064	Restoration of Juniperus spp. forests on Tenerife	LIFE III	2004	2005	2009	373,295	279,971		No	Habitats
LIFE04 NAT/ES/000067	The conservation of guirre in Spas of the Fuerteventura island	LIFE III	2004	2004	2008	829,937	414,968		No	Birds
LIFE05 NAT/E/000058	Management and conservation of temporary ponds in Minorca	LIFE III Extension	2005	2005	2009	1,013,549	608,129	Regional authority	No	Habitats
LIFE05 NAT/E/000060	Restoration of priority habitats for amphibians	LIFE III Extension	2005	2005	2009	1,047,748	523,874	Regional authority	No	Habitats
LIFE05 NAT/E/000067	Conservation and restoration of "Aiako Harria" LIC (ES2120016)	LIFE III Extension	2005	2005	2010	2,260,318	1,130,159	Regional authority	No	Habitats
LIFE05 NAT/E/000073	Ecosystemic management of rivers with European mink	LIFE III Extension	2005	2005	2008	1,691,681	1,015,009	Public enterprise	No	Habitats
LIFE06 NAT/E/000199	Program for the recovery of Gallotia bravoana and its distribution area	LIFE III Extension	2006	2006	2010	893,595	487,892	Regional authority	No	Habitats
LIFE06 NAT/E/000209	Conservation and reintroduction of the Iberian lynx in Andalusia	LIFE III Extension	2006	2006	2011	25,971,489	9,869,166	Regional authority	No	Habitats
LIFE06 NAT/E/000213	Wetland restoration and management: Canal de Castilla Special Protection Area	LIFE III Extension	2006	2006	2011	1,593,448	637,379	NGO-Foundation	No	Habitats

<b>Id.</b>	<b>Title</b>	<b>LIFE generation</b>	<b>Funding year</b>	<b>Start year</b>	<b>End year</b>	<b>Total budget (EUR)</b>	<b>LIFE co-financing (EUR)</b>	<b>Beneficiary type</b>	<b>International partners (yes/no)</b>	<b>Directive (Birds, Habitats) or biodiversity</b>
LIFE06 NAT/E/000214	Correction of Dangerous Overhead Cables in Special Protection Areas for Birds in the Region of Murcia	LIFE III Extension	2006	2007	2011	1,826,559	913,279	Regional authority	No	Birds

## Appendix 2 Summary tables on LIFE Environment projects in Spain

Table 4 Overview of LIFE ENV projects in Spain by year, 1996-2006

Generation	Year	Number of projects	Total budget (EUR million)	Total LIFE co-financing budget (EUR million)	Average duration (years)	Average LIFE funding per project (EUR million)
LIFE II	1996	14	12.9	4.8	2.5	0.3
	1997	15	19.4	3.9	2.7	0.3
	1998	18	22.1	5.0	2.6	0.3
	1999	15	22.6	7.1	3.2	0.5
	<b>Total</b>	<b>62</b>	<b>76.9</b>	<b>20.7</b>	<b>2.7</b>	<b>0.3</b>
LIFE III	2000	20	19.5	8.1	3.2	0.4
	2002	26	36.5	14.6	3.1	0.6
	2003	15	23.4	8.0	3.1	0.5
	2004	9	15.3	5.4	3.6	0.6
	<b>Total</b>	<b>70</b>	<b>95</b>	<b>36</b>	<b>3.2</b>	<b>0.5</b>
LIFE III extension	2005	16	29.2	11.7	3.4	0.7
	2006	4	18.4	5.1	3.8	1.3
	<b>Total</b>	<b>20</b>	<b>47.6</b>	<b>16.8</b>	<b>3.5</b>	<b>0.8</b>
<b>Grand total</b>		152	219.3	73.7	3.0	0.5
Comparative figures for all ENV projects		1,076	1,947.7	615.9	3.3	0.6



*Table 5 Overview of LIFE ENV projects in Spain 1996-2006 by theme*

<b>LIFE+ theme</b>	<b>No. of projects</b>	<b>In % of total</b>	<b>Total budget (EUR million)</b>	<b>In % of total</b>	<b>LIFE contribution (EUR million)</b>	<b>In % of total</b>
Climate change	2	1%	5.5	2%	2.6	4%
Air	8	5%	12.7	6%	2.5	3%
Water	26	17%	31.6	14%	10.8	15%
Soil	13	9%	17.9	8%	6.4	9%
Forests	6	4%	4.8	2%	1.9	3%
Natural resources and waste	56	37%	95.1	43%	28.9	39%
Chemicals	1	1%	1.6	1%	0.6	1%
Urban environment	11	7%	12.4	6%	5.4	7%
Strategic approaches	29	19%	37.7	17%	14.5	20%
<b>Total</b>	<b>152</b>	<b>100%</b>	<b>219.3</b>	<b>100%</b>	<b>73.7</b>	<b>100%</b>

Table 6 Spain LIFE ENV projects 1996-2006 according to beneficiary type

Beneficiary type	No. of projects	In % of total	Total budget (EUR million)	In % of total	LIFE contribution (EUR million)	In % of total
<b>Public entities</b>						
National authority	0	0%	0.0	0%	0.0	0%
Regional authority	15	10%	17.0	8%	7.3	10%
Local authority	29	19%	33.3	15%	15.1	21%
Development agency	14	9%	26.0	12%	11.3	15%
Intergovernmental body	0	0%	0.0	0%	0.0	0%
Park-reserve authority	0	0%	0.0	0%	0.0	0%
<b>Sub-total</b>	<b>58</b>	<b>38%</b>	<b>76.4</b>	<b>35%</b>	<b>33.8</b>	<b>46%</b>
<b>Public and private enterprises</b>						
International enterprise	4	3%	5.1	2%	1.7	2%
Large enterprise	1	1%	4.9	2%	0.8	1%
SME Small and medium sized enterprise	4	3%	10.8	5%	2.0	3%
Mixed enterprise	9	6%	14.7	7%	5.7	8%
Public enterprise	33	22%	59.8	27%	13.0	18%
<b>Sub-total</b>	<b>51</b>	<b>34%</b>	<b>95.3</b>	<b>43%</b>	<b>23.1</b>	<b>31%</b>
<b>NGOs and research</b>						
NGO-Foundation	16	11%	15.7	7%	6.4	9%
Research institutions	13	9%	12.7	6%	5.8	8%
University	2	1%	1.7	1%	0.8	1%
Training centre	0	0%	0.0	0%	0.0	0%
<b>Sub-total</b>	<b>31</b>	<b>20%</b>	<b>30.1</b>	<b>14%</b>	<b>12.9</b>	<b>18%</b>
None indicated	12	8%	17.6	8%	3.9	5%
<b>Total</b>	<b>152</b>	<b>100%</b>	<b>219.3</b>	<b>100%</b>	<b>73.7</b>	<b>100%</b>

## Appendix 3 Summary tables on LIFE Nature projects in Spain

Table 7 Overview of LIFE NAT projects in Spain, 1996-2006

Generation	Year	Number of projects	Total budget (EUR million)	Total LIFE co-financing budget (EUR million)	Average duration (years)	Average LIFE funding per project (EUR million)
LIFE II	1996	13	9.6	5.5	3.8	0.4
	1997	9	8.3	5.2	3.7	0.6
	1998	16	11.1	7.1	3.8	0.4
	1999	19	22.4	12.1	4.3	0.6
	<b>Total</b>	<b>57</b>	<b>51.4</b>	<b>29.9</b>	<b>3.9</b>	<b>0.5</b>
LIFE III	2000	17	22.8	13.3	4.1	0.8
	2002	13	22.6	11.7	3.9	0.9
	2003	13	18.7	11.0	3.8	0.8
	2004	13	16.9	9.6	4.4	0.7
	<b>Total</b>	<b>56</b>	<b>81</b>	<b>46</b>	<b>4.1</b>	<b>0.8</b>
LIFE III extension	2005	4	6.0	3.3	4.0	0.8
	2006	4	30.3	11.9	4.5	3.0
	<b>Total</b>	<b>8</b>	<b>36.3</b>	<b>15.2</b>	<b>4.3</b>	<b>1.9</b>
<b>Grand total</b>		<b>121</b>	<b>168.7</b>	<b>90.8</b>	<b>4.0</b>	<b>0.8</b>
Comparative figures for all NAT projects		771	1,224.1	637.2	4.2	0.8

Table 8 Categories of LIFE NAT projects in Spain, 1996-2006

LIFE NAT themes	No. of projects	In % of total	Total budget (EUR million)	In % of total	LIFE contribution (EUR million)	In % of total
Habitats Directive	72	60%	119.2	71%	60.1	66%
Birds Directive	48	40%	49.4	29%	30.6	34%
Biodiversity projects	1	1%	0.1	0%	0.1	0%
<b>Total</b>	<b>121</b>	<b>100%</b>	<b>168.7</b>	<b>100%</b>	<b>90.8</b>	<b>100%</b>

Table 9 Spain LIFE NAT projects 1996-2006 according to beneficiary type

Beneficiary type	No. of projects	In % of total	Total budget (EUR million)	In % of total	LIFE contribution (EUR million)	In % of total
<b>Public entities</b>						
National authority	1	1%	1.3	1%	0.8	1%
Regional authority	66	55%	96.7	57%	50.8	56%
Local authority	8	7%	5.9	4%	2.9	3%
Development agency	3	2%	3.4	2%	1.8	2%
Intergovernmental body	0	0%	0.0	0%	0.0	0%
Park-reserve authority	2	2%	8.5	5%	4.4	5%
<b>Sub-total</b>	<b>80</b>	<b>66%</b>	<b>115.7</b>	<b>69%</b>	<b>60.6</b>	<b>67%</b>
<b>Public and private enterprises</b>						
International enterprise	0	0%	0.0	0%	0.0	0%
Large enterprise	0	0%	0.0	0%	0.0	0%
SME Small and medium sized enterprise	0	0%	0.0	0%	0.0	0%
Mixed enterprise	2	2%	2.5	1%	1.3	1%
Public enterprise	0	0%	0.0	0%	0.0	0%
<b>Sub-total</b>	<b>2</b>	<b>2%</b>	<b>2.5</b>	<b>1%</b>	<b>1.3</b>	<b>1%</b>
<b>NGOs and research</b>						
NGO-Foundation	18	15%	20.5	12%	11.9	13%
Research institutions	0	0%	0.0	0%	0.0	0%
University	0	0%	0.0	0%	0.0	0%
Training centre	0	0%	0.0	0%	0.0	0%
<b>Sub-total</b>	<b>18</b>	<b>15%</b>	<b>20.5</b>	<b>12%</b>	<b>11.9</b>	<b>13%</b>
None indicated	21	17%	29.9	18%	17.0	19%
<b>Total</b>	<b>121</b>	<b>100%</b>	<b>168.7</b>	<b>100%</b>	<b>90.8</b>	<b>100%</b>