


# 2023

## Economic Impact Statement

In 2023 the **AMON CARTER MUSEUM OF AMERICAN ART** . . .



Had an overall annual economic impact of **\$17.6 million**



Employed **73** full-time staff members and **42** full-time equivalents



Generated over **\$750K** in state government revenue



Generated over **\$640K** in local government revenue




Spent over **\$15.7 million** on salaries, goods, and services in our community




Had spent over **\$10.9 million** since 2019 on capital-improvement projects using local contractors and suppliers



Served **23,561** school children through school visits and off-site programs



Welcomed **73,751** visitors



**AMON CARTER**  
MUSEUM OF  
AMERICAN  
ART





## Museums are economic engines:\*

- Museums support more than 726,000 American jobs.
- Museums contribute \$50 billion to the U.S. economy each year.
- Seventy-six percent of all U.S. leisure travelers participate in cultural or heritage activities such as visiting museums. These travelers spend 60 percent more money on average than other leisure travelers.
- The economic activity of museums generates more than \$12 billion in tax revenue, one-third of it going to state and local governments. Each job created by the museum sector results in \$16,495 in additional tax revenue.
- Every direct job at a museum supports an additional job in the economy. This is a higher rate than many other industries.
- Museums and other nonprofit cultural organizations return more than \$5 in tax revenues for every \$1 they receive in funding from all levels of government.

\*National statistics from the American Alliance of Museums, "Economic Impact Statement," 2024

