



ONERPM SITE - TUTORIAL

Monthly Accounting Report

try / learn / share






Table Of Contents

How To Generate Reports

Report Formats

Report Details

Overview

Summary

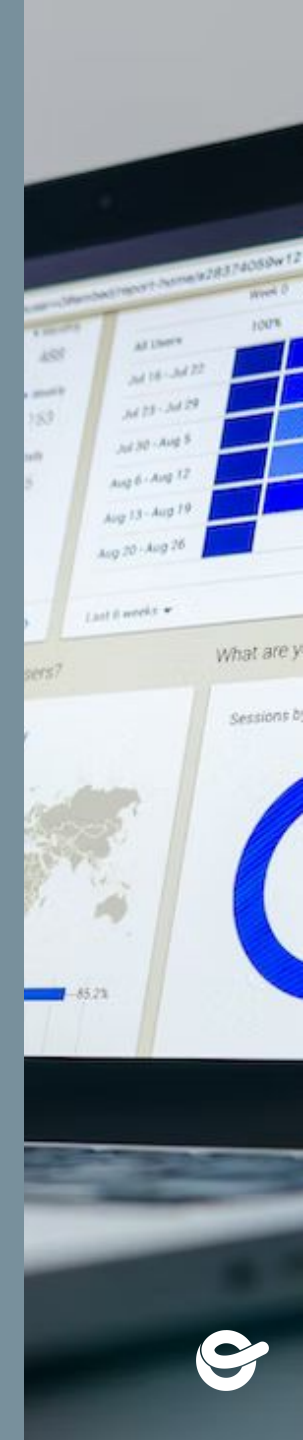
Masters

YouTube Channels

Publishing Rights

Shares In & Out

How To Generate Reports





HOW TO GENERATE REPORT

The screenshot shows the ONErpm Accounting interface. The top navigation bar includes the user name 'Nando Reis', a notification bell, 'LOG OUT', 'View Classic Dashboard', and 'English'. The left sidebar menu has 'Monthly Analytics & Accounting' expanded, with 'Monthly Reports' highlighted. The main content area is titled 'Accounting' and 'Account Balance', showing a balance of R\$ 4,076.79. Below this, there are tabs for 'MONTHLY REPORTS', 'ACCOUNT ACTIVITY', and 'PAYMENT HISTORY'. The 'MONTHLY REPORTS' tab is active, showing a 'Select period' calendar set to 'Sep, 2020 - Feb, 2021'. A table displays the following data:

| ACCOUNTING MONTH | REVENUE | SHARES IN | SHARES OUT | NET | DOWNLOAD | REFERENCE MONTH |
|------------------|----------------------------|-------------------|-------------------------|----------------------------|---------------------------|-----------------|
| TOTALS | \$41,225.96 R\$5,778.79 | \$0.00 R\$0.00 | -\$809.52 -R\$275.27 | \$40,416.45 R\$5,503.52 | | |
| + February 2021 | | | | | Statement Summary Details | |
| + January 2021 | | | | | Generate Reports | |

- 1 - On the menu, click on Monthly Analytics > Accounting > Monthly Reports
- 2 - Select the dates you would like to check clicking on "Select period" in the calendar
- 3 - Click on "Generate Report" to obtain your monthly report



HOW TO GENERATE REPORT

| ACCOUNTING MONTH | REVENUE | SHARES IN | SHARES OUT | NET | DOWNLOAD | REFERENCE MONTH |
|------------------|---------|-----------|------------|-----|---|-----------------|
| TOTALS | | | 7 | | | |
| February 2021 | | | | | Statement Summary Details | |
| Apple Music | | | | | | December 2020 |
| iTunes | | | | | | December 2020 |
| YouTube | | | | | | December 2020 |

Understand Your Report:

Information on the column Reference Month shows which month the payment is related to. Highlighted above, for example, February shows values related to December for the stores listed. It is important to know that each store has a different schedule to make payments.



HOW TO GENERATE REPORT

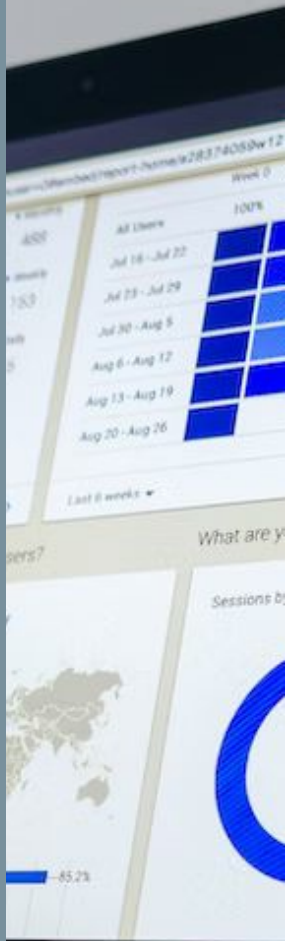
| ACCOUNTING MONTH | REVENUE | SHARES IN | SHARES OUT | NET | DOWNLOAD |
|------------------|---------|-----------|------------|-----|---|
| TOTALS | | | | | |
| + February 2021 | | | | | Statement Summary Details |

Statement: PDF format with a summary of all information

Summary: Excel report with a summary of general information of the report organized by **Title, Album/Channel, Artists, Product Type, Parent ID, ID, Sales Type, Quantity, Currency** and **Net**

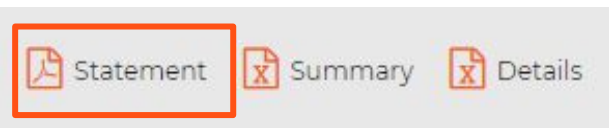
Details: Excel report with details per tab with all monthly information of the account.

Report Formats







REPORT FORMATS




ONErpm Statement
1 / 7 | - 100% + | [Download] [Share]



1



2



2021-02-12 14:35:36

Account summary for this period:

Opening Balance on Feb 01, 2021:

Total deposits into your account:

Total withdrawals from your account:

Closing balance on Feb 28, 2021:

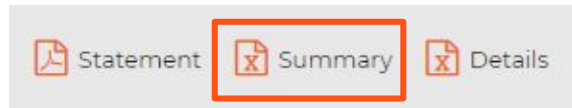
Details of your Account Activity

| DATE | DESCRIPTION | DEBITS | CREDITS | BALANCE |
|----------------|-----------------------------------|--------|---------|--|
| | Opening balance | | | 10,195.51 USD 4,676.47 BRL -0.02 EUR |
| FEB 01, | Amazon (Reference Month: 2020-11) | | 124.33 | |

On the **Statement**, you will find a PDF report with a detailed summary of the selected period. The columns Debits, Credits and Balance reports information related to detailed information by store.



REPORT FORMATS



| Title | Album/Channel | Artists | Product Type | Parent ID | ID | Sales Type | Quantity | Currency | Net |
|-------|---------------|---------|---------------|--------------------|---------------------|------------|----------|----------|----------|
| XXX | xxxoficial | | Youtube Video | XXXX-68pYIHcft6UIS | çLAJDÇAljkhdlakhdsI | Stream | 2 | USD | 0.000762 |
| XXX | xxxoficial | | Youtube Video | XXXX-68pYIHcft6UIS | çLAJDÇAljkhdlakhdsI | Stream | 6 | USD | 0.008758 |
| XXX | xxxoficial | | Youtube Video | XXXX-68pYIHcft6UIS | çLAJDÇAljkhdlakhdsI | Stream | 2 | USD | 0.005244 |
| XXX | xxxoficial | | Youtube Video | XXXX-68pYIHcft6UIS | çLAJDÇAljkhdlakhdsI | Stream | 55 | USD | 0.037345 |
| XXX | xxxoficial | | Youtube Video | XXXX-68pYIHcft6UIS | çLAJDÇAljkhdlakhdsI | Stream | 7 | USD | 0.00454 |
| XXX | xxxoficial | | Youtube Video | XXXX-68pYIHcft6UIS | çLAJDÇAljkhdlakhdsI | Stream | 814 | USD | 0.649614 |
| XXX | xxxoficial | | Youtube Video | XXXX-68pYIHcft6UIS | çLAJDÇAljkhdlakhdsI | Stream | 22 | USD | 0.032213 |
| XXX | xxxoficial | | Youtube Video | XXXX-68pYIHcft6UIS | çLAJDÇAljkhdlakhdsI | Stream | 6 | USD | 0.003846 |
| XXX | xxxoficial | | Youtube Video | XXXX-68pYIHcft6UIS | çLAJDÇAljkhdlakhdsI | Stream | 1274 | USD | 0.689266 |
| XXX | xxxoficial | | Youtube Video | XXXX-68pYIHcft6UIS | çLAJDÇAljkhdlakhdsI | Stream | 7 | USD | 0.028959 |

On **Summary**, you will be able to visualize in Excel a report with detailed information organized by Title, Album/Channel, Artists, Product Type, Parent ID, ID, Sales Type , Quantity, Currency and Net .



REPORT FORMATS

Statement
Summary
Details

| Source | Transaction Month | Currency | Catalog Revenue | Share In | Share Out | Net |
|--------------------------|-------------------|----------|-----------------|----------|-----------|-----|
| Claro Música | 2018-11 | BRL | 0 | 0 | | 0 |
| Claro Música | 2018-12 | BRL | 0 | 0 | | 0 |
| Facebook AI Consumption | 2019-06 | USD | 0 | 0 | | 0 |
| Facebook AI Consumption | 2019-07 | USD | 0 | 0 | | 0 |
| Facebook AI Consumption | 2019-08 | USD | 0 | 0 | | 0 |
| Facebook AI Consumption | 2019-09 | USD | 0 | 0 | | 0 |
| Facebook AI Consumption | 2019-10 | USD | 0 | 0 | | 0 |
| Facebook AI Consumption | 2019-11 | USD | 0 | 0 | | 0 |
| Facebook AI Consumption | 2019-12 | USD | 0 | 0 | | 0 |
| Facebook AI Consumption | 2020-01 | USD | 0 | 0 | | 0 |
| Facebook AI Consumption | 2020-02 | USD | 0 | 0 | | 0 |
| Facebook AI Consumption | 2020-03 | USD | 0 | 0 | | 0 |
| Facebook AI Consumption | 2020-04 | USD | 0 | 0 | | 0 |
| Facebook AI Consumption | 2020-05 | USD | 0 | 0 | | 0 |
| Facebook AI Production | 2019-06 | USD | 0 | 0 | | 0 |
| Facebook AI Production | 2019-07 | USD | 0 | 0 | | 0 |
| Facebook AI Production | 2019-08 | USD | 0 | 0 | | 0 |
| Facebook AI Production | 2019-09 | USD | 0 | 0 | | 0 |
| Facebook AI Production | 2019-10 | USD | 0 | 0 | | 0 |
| Facebook AI Production | 2019-11 | USD | 0 | 0 | | 0 |
| Facebook AI Production | 2019-12 | USD | 0 | 0 | | 0 |
| Facebook AI Production | 2020-01 | USD | 0 | 0 | | 0 |
| Facebook AI Production | 2020-02 | USD | 0 | 0 | | 0 |
| Facebook AI Production | 2020-03 | USD | 0 | 0 | | 0 |
| Facebook AI Production | 2020-04 | USD | 0 | 0 | | 0 |
| Facebook AI Production | 2020-05 | USD | 0 | 0 | | 0 |
| Facebook UGC Consumption | 2019-06 | USD | 0 | 0 | | 0 |
| Facebook UGC Consumption | 2019-07 | USD | 0 | 0 | | 0 |
| Facebook UGC Consumption | 2019-08 | USD | 0 | 0 | | 0 |
| Facebook UGC Consumption | 2019-09 | USD | 0 | 0 | | 0 |
| Facebook UGC Consumption | 2019-10 | USD | 0 | 0 | | 0 |
| Facebook UGC Consumption | 2019-11 | USD | 0 | 0 | | 0 |
| Facebook UGC Consumption | 2019-12 | USD | 0 | 0 | | 0 |
| Facebook UGC Consumption | 2020-01 | USD | 0 | 0 | | 0 |

+ ☰ Summary ▾ Masters ▾ Youtube Channels ▾ Publishing Rights ▾ Shares In & Out ▾ Commissions ▾

On **Details**, you have access to an Excel report with detailed information divided by tabs. The next section will cover each one of these items to help you understand all this data.

Report Details





OVERVIEW

The monthly reports bring a detailed overview of performance in streams and revenue and are divided into 5 tabs.

Take a look at what each one of them means:

1. **Summary:** Summary of the total amount that was paid to your account at ONErpm. This tab details the name of the platforms, month of the transaction, currencies, total received by the catalog, share in, share out and net value;
2. **Masters:** Detailed information of what was received for each album / track.
3. **YouTube Channels:** If you have a channel on our network, payment information for videos will be available on this tab;
4. **Publishing Rights:** If you have your work registered with ONErpm, you will find more details about the copyright payments under this tab;
5. **Shares In & Out:** On this tab, information about shares In and Out that you may be receiving / donating. The information will be detailed by product, artist, Ids (ISRCs and UPCs), Territories, Month of the transaction, percentage received / donated, who received / donated, etc.



SUMMARY

| Source | Transaction Month | Currency | Catalog Revenue | Share In | Share Out | Net |
|-------------------------|-------------------|----------|-----------------|----------|-----------|-----|
| Claro Música | 2018-11 | BRL | 0 | 0 | 0 | 0 |
| Claro Música | 2018-12 | BRL | 0 | 0 | 0 | 0 |
| Facebook AI Consumption | 2019-06 | USD | 0 | 0 | 0 | 0 |
| Facebook AI Consumption | 2019-07 | USD | 0 | 0 | 0 | 0 |
| Facebook AI Consumption | 2019-08 | USD | 0 | 0 | 0 | 0 |
| Facebook AI Consumption | 2019-09 | USD | 0 | 0 | 0 | 0 |
| Facebook AI Consumption | 2019-10 | USD | 0 | 0 | 0 | 0 |
| Facebook AI Consumption | 2019-11 | USD | 0 | 0 | 0 | 0 |
| Facebook AI Consumption | 2019-12 | USD | 0 | 0 | 0 | 0 |

+ ☰ Summary ▾
Masters ▾
Youtube Channels ▾
Publishing Rights ▾
Shares In & Out ▾
Commissions ▾

Summary of the total amount that was paid to your account at ONErpm. Under this tab you will find the name of the platforms, month of the transaction, currencies, total received by the catalog, share in, share out and net value.

- **Source:** Revenue paid by the platforms where the music was distributed
- **Transaction Month:** Day / Month referring to when the sale / stream occurred
- **Currency:** Type of currency
- **Catalog Revenue:** Amount received before share in and share out
- **Share In:** Share in received
- **Share out:** Share out paid
- **Net:** Net amount processed in your ONErpm account



MASTERS

| A | B | C | D | E | F | G | H | I | J |
|-------------|-------------|---------|-------|-----|------|---------------|----------------|-----------|-----------|
| Album Title | Track Title | Artists | Label | UPC | ISRC | Product Type | Store | Territory | Sale Type |
| XXXX | XXXX | XXXX | XXXX | | 0 | ISRC202 Album | Itunes | US | Download |
| XXXX | XXXX | XXXX | XXXX | | 0 | ISRC202 Track | Amazon | BR | Stream |
| XXXX | XXXX | XXXX | XXXX | | 0 | ISRC202 Track | Amazon | US | Stream |
| XXXX | XXXX | XXXX | XXXX | | 0 | ISRC202 Track | Apple Music | BR | Stream |
| XXXX | XXXX | XXXX | XXXX | | 0 | ISRC202 Track | Apple Music | DK | Stream |
| XXXX | XXXX | XXXX | XXXX | | 0 | ISRC202 Track | Apple Music | ES | Stream |
| XXXX | XXXX | XXXX | XXXX | | 0 | ISRC202 Track | Apple Music | US | Stream |
| XXXX | XXXX | XXXX | XXXX | | 0 | ISRC202 Track | Facebook AI Co | BR | Stream |
| XXXX | XXXX | XXXX | XXXX | | 0 | ISRC202 Track | Facebook UGC | BR | Stream |
| XXXX | XXXX | XXXX | XXXX | | 0 | ISRC202 Track | Facebook UGC | BR | Stream |

+ ☰ Summary ▾ **Masters ▾** Youtube Channels ▾ Publishing Rights ▾ Shares In & Out ▾ Commissions ▾

Masters bring detailed information of how much was received for each album / track.

- **Album Title:** Album name
- **Track Title:** Track name
- **Artist:** Album artist
- **Label:** Label
- **UPC:** Release barcode
- **ISRC:** Track ISRC code
- **Product Type:** Type of product distributed (track or album)
- **Store:** Platform name (ex: Spotify, Apple Music etc)
- **Territory:** Specific territory (country) to where the plays is referred to
- **Sale Type:** Type of sale made (stream or Download)



MASTERS

| Transaction Month | Accounted Date | Original Currency | Gross (Original Currency) | Exchange Rate | Currency | Gross | Quantity | Unit Gross | % Share | Fees | Net |
|-------------------|----------------|-------------------|---------------------------|---------------|----------|--------|----------|------------|---------|------|----------|
| 2020-12 | 2021-02-04 | | | | USD | 0.0104 | 1 | 6.3 | 70 | 0 | 4.41 |
| 2020-11 | 2021-02-01 | | | | USD | 0.0104 | 28 | 6.3 | 70 | 0 | 0.070716 |
| 2020-11 | 2021-02-01 | | | | USD | 0.0104 | 1 | 6.3 | 70 | 0 | 0.010067 |
| 2020-12 | 2021-02-04 | BRL | | | USD | 0.0104 | 43 | 6.3 | 70 | 0 | 0.180888 |
| 2020-12 | 2021-02-04 | DKK | | | USD | 0.0104 | 1 | 6.3 | 70 | 0 | 0.006318 |
| 2020-12 | 2021-02-04 | EUR | | | USD | 0.0104 | 2 | 6.3 | 70 | 0 | 0.018764 |
| 2020-12 | 2021-02-04 | | | | USD | 0.0104 | 5 | 6.3 | 70 | 0 | 0.020972 |

+ ☰ Summary ▾ **Masters ▾** Youtube Channels ▾ Publishing Rights ▾ Shares In & Out ▾ Commissions ▾

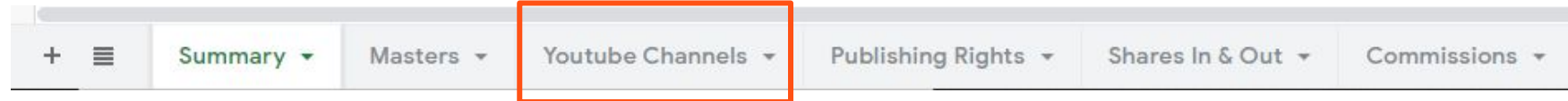
Masters bring detailed information of how much was received for each album / track. (part 2)

- **Transaction Month:** The Day/Month on which the sale/stream took place
- **Accounted Date:** The day on which the amount is credited into the account
- **Original Currency:** Local currency received
- **Gross (Original Currency):** Gross is the total amount received in local currency
- **Exchange Rate:** Exchange rate for transactions received in local currencies
- **Currency:** It brings the preferred currency associated with your ONErpm account
- **Gross:** Amount per unit
- **Quantity:** Number of sales/streaming
- **Unit Gross:** Amount received per unit (sales) from platforms
- **% Share:** Percentage received according to your deal with ONErpm. Fraction numbers may appear because of system automation, but this does not influence the percentage received
- **Fees:** Possible fees charged by platforms
- **Net:** Exact amount transferred to your ONErpm account after discounting fees related to your contract



YOUTUBE CHANNELS

| Video Title | Channel Name | Channel ID | Video ID | Store | Territory | Sale Type | Transaction Month | Accounted Date |
|-------------|--------------|------------|----------|-----------------|-----------|-----------|-------------------|----------------|
| XXXX | XXXX | xxxx | xxxx | YouTube | BR | Stream | 2020-12 | 2021-02-04 |
| XXXX | XXXX | xxxx | xxxx | YouTube | BR | Stream | 2020-12 | 2021-02-04 |
| XXXX | XXXX | xxxx | xxxx | Youtube Premium | BR | Stream | 2020-12 | 2021-02-09 |
| XXXX | XXXX | xxxx | xxxx | YouTube | BR | Stream | 2020-12 | 2021-02-04 |
| XXXX | XXXX | xxxx | xxxx | YouTube | BR | Stream | 2020-12 | 2021-02-04 |
| XXXX | XXXX | xxxx | xxxx | YouTube | BR | Stream | 2020-12 | 2021-02-04 |
| XXXX | XXXX | xxxx | xxxx | YouTube | BR | Stream | 2020-12 | 2021-02-04 |



If you have a channel on our network, payment information for videos will be available on the tab **YouTube Channels**. Terminology defined below.

- **Video Title:** Name of the video monetized
- **Channel Name:** Name of the channel monetized
- **Channel ID:** YouTube channel ID
- **Video ID:** Video code, the same found on YouTube
- **Territory:** Territory where the play took place
- **Sale Type:** Classification of the sale received,
- **Transaction Month:** Day/Month the sale/stream occurred
- **Accounted Date:** Day the amount was credited to the ONErpm account



YOUTUBE CHANNELS

| J | K | L | M | N | O | P | Q | R | S |
|-------------------|--------------------------|---------------|----------|-------|----------|--------------|---------|------|----------|
| Original Currency | Gross (Original Currency | Exchange Rate | Currency | Gross | Quantity | Unit Gross | % Share | Fees | Net |
| | | | USD | 0 | 2 | 0.0005445 | 70 | 0 | 0.000762 |
| | | | USD | 0 | 3 | 0.0003156667 | 70 | 0 | 0.000663 |
| | | | USD | 0 | 3 | 0.0080555 | 70 | 0 | 0.008095 |
| | | | USD | 0 | 2 | 0.0037455 | 70 | 0 | 0.005244 |
| | | | USD | 0 | 55 | 0.00097 | 70 | 0 | 0.037345 |
| | | | USD | 0 | 7 | 0.0009265714 | 70 | 0 | 0.00454 |
| | | | USD | 0 | 1 | 0.000442 | 70 | 0 | 0.00031 |

| | | | | | | |
|-----|-----------|-----------|--------------------|---------------------|-------------------|---------------|
| + ☰ | Summary ▾ | Masters ▾ | Youtube Channels ▾ | Publishing Rights ▾ | Shares In & Out ▾ | Commissions ▾ |
|-----|-----------|-----------|--------------------|---------------------|-------------------|---------------|

If you have a channel on our network, payment information for videos will be available on the tab **YouTube Channels**. Terminology defined below. (part 2)

- **Original Currency:** Local currency received
- **Gross (Original Currency):** Gross total received in local currency
- **Exchange Rate:** Exchange rate for transactions received in local currencies
- **Currency:** Currency processed in your ONErpm account
- **Gross:** Amount per unit
- **Quantity:** Number of sales/streaming
- **Unit Gross:** Amount received per from platforms
- **% Share:** Percentage received. Fraction numbers may appear because of system automation, but this does not influence the percentage received
- **Fees:** Possible fees charged by platforms
- **Net:** Exact amount transferred to ONErpm account



PUBLISHING RIGHTS

| A | B | C | D | E | F | G | H | I | J | K |
|------------|---------|------------|-----------|------|------|----------------|-----------|-------------------|----------------|-------------|
| Song Title | Writers | Performers | Custom ID | ISWC | ISRC | Revenue Source | Territory | Transaction Month | Accounted Date | Owned Share |
| | | | | | | | | | | |

+ ☰ Summary ▾ Masters ▾ Youtube Channels ▾ **Publishing Rights ▾** Shares In & Out ▾ Commissions ▾

If you have your works registered with ONErpm, you find the details of the copyright payments on the tab of **Publishing Rights**. Terminology defined below.

- **Song title:** Track name
- **Writers:** Composers names
- **Performer:** Name of the artist that sings on the track
- **Writer IPI:** IPI number of the composer
- **Custom ID:** ID of the work registered
- **ISWC:** Composition code, when it had been registered
- **ISRC:** Track ISRC code
- **Revenue Source:** Platform paid
- **Transaction Month:** Day/Month in which the stream happened
- **Accounted Date:** Day in which the value was credited on ONErpm account
- **Owned Share:** % control of the material



PUBLISHING RIGHTS

| Original Currency | Gross (Original Currency) | Exchange Rate | Currency | Gross | Quantity | Unit Gross | % Share | Fees | Net |
|-------------------|---------------------------|---------------|----------|-------|----------|------------|---------|------|-----|
| | | | | | | | | | |

+ ☰ Summary ▾ Masters ▾ Youtube Channels ▾ **Publishing Rights ▾** Shares In & Out ▾ Commissions ▾

If you have your works registered with ONErpm, you find the details of the copyright payments on this tab of **Publishing Rights**. Terminology defined below.

- **Original Currency:** Local currency received
- **Gross (Original Currency):** Gross total received in local currency
- **Exchange Rate:** Exchange currency for transactions received in local currency
- **Currency:** Currency processed in your ONErpm account
- **Gross:** Quantity X Unit
- **Quantity:** Number of sales/streaming
- **Unit Gross:** Unitary value received from platforms
- **% Share:** Percentage of what was received. "broken numbers" can be included in the report because of the automatization of the system, but it does not affect the received percentage.
- **Fees:** Possible fees charged by platforms
- **Net:** Exact amount transferred to your ONErpm account



SHARE INS & SHARE OUTS

| Title | Artists | Product Type | ID | Parent ID | Store | Territory | Sale Type | Transaction Month |
|-------|---------|--------------|----------|-----------|---------------|-----------|-----------|-------------------|
| xxx | xxx | Track | BR000000 | | 0 Apple Music | AR | Stream | 2020-12 |
| xxx | xxx | Track | BR000001 | | 0 Apple Music | AU | Stream | 2020-12 |
| xxx | xxx | Track | BR000002 | | 0 Apple Music | BE | Stream | 2020-12 |
| xxx | xxx | Track | BR000018 | | 0 iTunes | BR | Download | 2020-12 |
| xxx | xxx | Track | BR000019 | | 0 YouTube | BR | Stream | 2020-12 |
| xxx | xxx | Track | BR000020 | | 0 YouTube | PT | Stream | 2020-12 |

Navigation tabs: + ☰ Summary Masters Youtube Channels Publishing Rights **Shares In & Out** Commissions

In **Share In & Share Out**, information about shares In and Outs that you may be receiving / donating will be available. The information will be detailed by the topics below::

- **Title:** Name of the product of the transaction
- **Artists:** Name of artist related to the product of the transaction
- **Product Type:** Type of product distributed (track or album)
- **ID:** ISRC/Video ID
- **Parent ID:** UPC or channel code
- **Store:** Name of the store
- **Territory:** Territory where the stream happened
- **Sale Type:** Type of received sale (stream or sale)
- **Transaction Month:** Day/Month in which sale/stream happened



SHARE INS & SHARE OUTS

| J | K | L | M | N | O | P | Q |
|----------------|------------|---------------|------------|----------------|----------|----------|------------|
| Accounted Date | Payer Name | Receiver Name | Share Type | % Share In/Out | Currency | Quantity | Net |
| 2021-02-04 | Nando Reis | xxxxxx | Out | | 50 USD | 1 | -0.003181 |
| 2021-02-04 | Nando Reis | xxxxxx | Out | | 50 USD | 3 | -0.0086505 |
| 2021-02-04 | Nando Reis | xxxxxx | Out | | 50 USD | 4 | -0.0096125 |
| 2021-02-04 | Nando Reis | xxxxxx | Out | | 50 USD | 6 | -0.474021 |
| 2021-02-04 | Nando Reis | xxxxxx | Out | | 50 USD | 255 | -0.065866 |
| 2021-02-04 | Nando Reis | xxxxxx | Out | | 50 USD | 1 | -0.0022625 |

+ ☰ Summary ▾ Masters ▾ Youtube Channels ▾ Publishing Rights ▾ Shares In & Out ▾ Commissions ▾

In Share In & Share Out, information about shares In and Outs that you may be receiving / donating will be available. The information will be detailed by the topics below: (part 2):

- **Accounted Date:** Day in which value was credited to ONErpm account
- **Owned Share:** % control
- **Original Currency:** Local currency received by ONErpm
- **Gross (Original Currency):** Gross total received in local currency
- **Exchange Rate:** Exchange currency for transactions received in local currency
- **Currency:** Currency processed in your ONErpm account
- **Gross:** Total gross received by platform
- **Quantity:** Number of sales/streaming
- **Unit Gross:** Unit gross received by platforms
- **% Share:** Percentage of what was received. "Broken numbers" can be included in the report because of the automatization of the system, but it does not affect the received percentage.
- **Fees:** Possible fees charged by platforms
- **Net:** Exact amount transferred to your ONErpm account



ONERPM SITE - TUTORIAL

Monthly Accounting Report

try / learn / share

