

MARYLAND DEPARTMENT OF NATURAL RESOURCES

COMPASS

ONLINE LICENSING AND REGISTRATION SYSTEM



Compass Customer Enrollment

Becoming a COMPASS customer is quick and easy. This tutorial will lead you through the new customer enrollment process so you can obtain your DNRid Card for accurate identification at any Sports License Agent or DNR Service Center. This tutorial is for first time compass users.

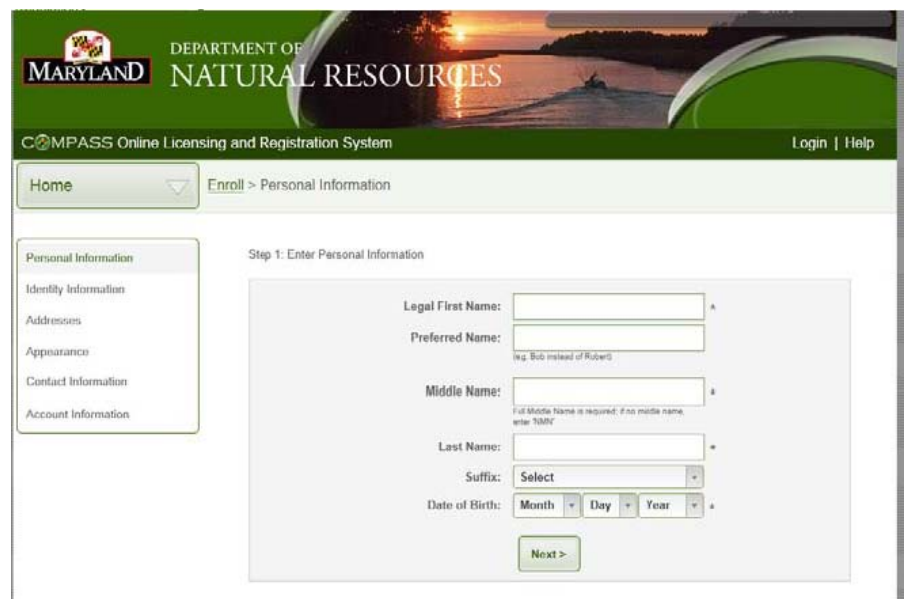
Visit the link to the DNR Compass Portal <https://compass.dnr.maryland.gov>

Click 'Enroll Here' on the COMPASS welcome page and complete the Enrollment steps.

<https://compass.dnr.maryland.gov/>



On the first page of the Enrollment Steps, enter your full legal name (First, Middle, and Last), date of birth, and a preferred name if you like.



Step 2: Enter Identity Information

The next step of enrollment requests your government identification (driver license, state-issued id, passport, or visa) and your social security or federal identification number (for US citizens only).

You can also indicate your qualifications for certain circumstances. Verification by DNR is required for some.

Identification Type: *

Drivers' License State: *

Identification Number: *

Tax Id Type: *

Last 4 of Tax ID Number: *

Are you Active Duty Military?:

Are you a 100% Service-Connected Disabled Veteran and/or POW?:

Are you Legally Blind?:

Did you have a hunting license or hunt on private property prior to July 1st, 1977?:

DEPARTMENT OF MARYLAND NATURAL RESOURCES COMPASS Online Licensing and Registration System

Step 3: Addresses

Personal Information
Identity Information
Addresses
Appearance
Contact Information
Account Information

Add New Address

Address 1: *

Address 2: *

Country: *

Zip Code: *

City: *

County: *

State: *



You will then need to enter your address(es). Your primary address is your primary residence and establishes you as a resident of Maryland or a Non-Resident along with the identification entered on a previous page.

Most customers will only have one address. But, some may have separate mailing or shipping addresses depending on where you live. The mailing address is where you receive US Mail, while shipping is where UPS or FedEx delivers. The billing is the address of your credit card or bank account that you will use for online or telephone license purchases.

DEPARTMENT OF MARYLAND NATURAL RESOURCES COMPASS Online Licensing and Registration System

Step 3: Addresses

Personal Information
Identity Information
Addresses
Appearance
Contact Information
Account Information

Address 1: 580 Taylor Ave

Address 2:


City: Annapolis

State: Maryland

County: Anne Arundel County

Zip Code: 21401

Country: United States



The next step in enrollment is to provide your appearance information. DNR only requires gender be indicated, but we would appreciate if you complete each of the fields on this page as it will help identify you in the event of an emergency or a license check.

- Personal Information
- Identity Information
- Addresses
- Appearance**
- Contact Information
- Account Information

Step 4: Enter Appearance Information

Gender: *
 Height: feet inches
 Weight:
 Ethnicity:
 Hair Color:
 Eye Color:



Step 5: Enter Contact Information

- Personal Information
- Identity Information
- Addresses
- Appearance
- Contact Information**
- Account Information

Email Address: *

A valid email address is required for account validation and product fulfillment

Receive Email Communications: YES NO

Create COMPASS Account: YES NO

Preferred Phone Type: Mobile Home

Phone Number: *

Mobile Carrier: *

Receive Text Messages: YES NO

The next enrollment step collects your email address, which must be for you and you alone. If you share an email only one party may use that address as a DNR contact, the other should create a new email address from whatever provider they desire.

A telephone number is also required to enable DNR to contact you.

The final step in enrollment is confirming your email address and setting up your COMPASS password. Password requirements are shown in the example to the right.

Step 6: Enter COMPASS Account Information

- Personal Information
- Identity Information
- Addresses
- Appearance
- Contact Information
- Account Information**


- Passwords are required to be a minimum of 8 characters in length
- Passwords are required to contain at least one number
- Passwords are required to contain at least 1 special character (such as !, @, #, &, *)
- Passwords cannot be the same as any of the previous 10 passwords

Email Address: *

Confirm Email: *

Password: *

Confirm Password: *

I'm not a robot 

Once you click enroll, your screen will display your DNRid number, and prompts you to “click here” to login



Thank you for registering with the Maryland Department of Natural Resources.
Your DNR ID is 100000001
Please click [here](#) to login

DEPARTMENT OF NATURAL RESOURCES COMPASS Online Licensing and Registration System

Welcome YourEmail@gmail.com | Logout | Help | 0 items

Home Your Name (DNRid number)

Personal Information
[Personal Information](#)
[Addresses](#)
[Identity Information](#)
[Appearance Information](#)
[Contact Information](#)
[Certifications](#)

My Licenses
[View Recreational License](#)
[Renew a License](#)
[Reprint License](#)
[View Order History](#)

My Offroad Vehicles
[View Vehicles](#)
[Register a Vehicle](#)
[Permits & Camping](#)

Services
[Purchase New License](#)
[Purchase Merchandise](#)
[Change Password](#)
[Report a Harvest](#)
[View Harvest Reports](#)
[Enter Lottery](#)
[Product Survey](#)

My Vessels
[View Vessels](#)

Downloads
[DNR ID Card](#)
[Harvest Record](#)
[Field Tags](#)
[Permission Form for Hunting/Trapping on Private Land](#)
[Permission Form for Fishing on Private Land](#)
[Trip and Emergency Contact Form](#)
[Emergency Room Listing](#)
[Fur Shipping Tag](#)

Commercial Fishing
[Add Vessel Operation License](#)

Account Restrictions
No active restrictions.

Lottery Entry Points
No Preference Points

Notifications

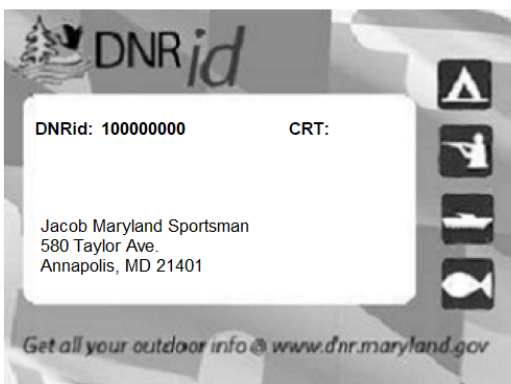
Once logged in, you can manage your information, logon password, purchase your license(s), and renew vessel registration. You can always obtain important forms for download and printing for free. These include additional harvest records, field/butcher tags and most importantly your DNRid Card.

If you are going to a Sports License Agent location or DNR Service Center for your license, click the DNR ID Card link from the 'Download Section' and your DNRid Card will generate in a new tab.

Once your DNRid Card displays, click either the printer icon in the top right corner of the display, or print the page through your web browsers options.

Cut out your DNRid Card and keep it with you to present to any Sports License Agent or DNR Service Center for accurate location in COMPASS and prompt licensing purchases. If you lose or damage your DNRid Card, it is always available for printing from your COMPASS account.

If you encounter any problems with enrollment, contact your local [DNR Licensing Service Center](#) Mon – Fri 8:30 AM to 4:30 PM, except for State Holidays.



Above is your new DNRid Card (your license document is below). Cut out and carry it with you to identify yourself for quick and easy future purchases in Compass.