Women in Digital Scoreboard 2020

Slovenia

Rank: 15, score 51.8 *(EU: 54.5)*

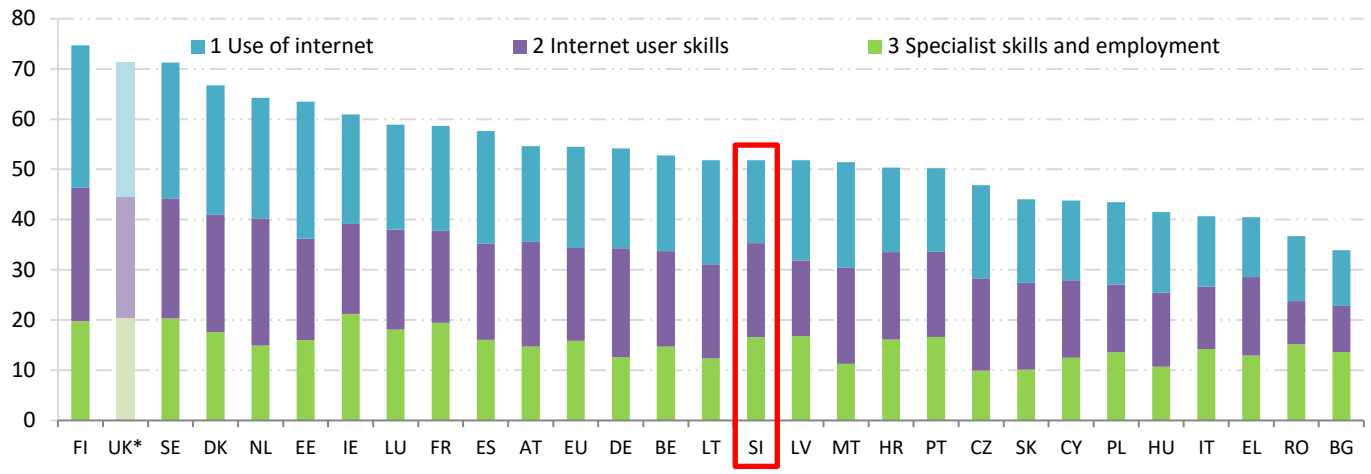

	Slovenia Women value	Slovenia Women rank	Slovenia Men value	EU Women value	EU Men value
1 Use of internet					
1.1 Internet users % individuals, 2019	**80%**	**20**	*82%*	**84%**	86%
1.2 People who have never used the internet % individuals, 2019	**15%**	**21**	*12%*	**10%**	9%
1.3 Online banking % internet users, 2019	**59%**	**20**	*55%*	**65%**	67%
1.4 Doing an online course % internet users, 2019	**7%**	**20**	*6%*	**11%**	11%
1.5 Online consultations or voting % internet users, 2019	**6%**	**21**	*5%*	**12%**	12%
1.6 e-Government users % internet users submitting forms, 2019	**56%**	**19**	*61%*	**66%**	68%
1 Use of internet Score (0-100)	**50**	**21**		**60**	
2 Internet user skills					
2.1 At least basic digital skills % individuals, 2019	**56%**	**14**	*55%*	**56%**	60%
2.2 Above basic digital skills % individuals, 2019	**32%**	**14**	*30%*	**31%**	36%
2.3 At least basic software skills % individuals, 2019	**59%**	**13**	*58%*	**59%**	63%
2 Internet user skills Score (0-100)	**56**	**13**		**55**	
3 Specialist skills and employment					
3.1 STEM graduates Per 1000 individuals aged 20-29, 2018	**14.8**	**7**	26.2	**14.3**	26.3
3.2 ICT specialists % total employment, 2019	**1.6%**	**13**	*5.8%*	**1.6%**	6.2%
3.3 Unadjusted gender pay gap % difference in pay, 2018	**17%**	**14**		**18%**	
3 Specialist skills and employment Score (0-100)	**50**	**10**		**48**	
Women in Digital Index Score (0-100)	**51.8**	**15**		**54.5**	

People who never used the internet (% of individuals)

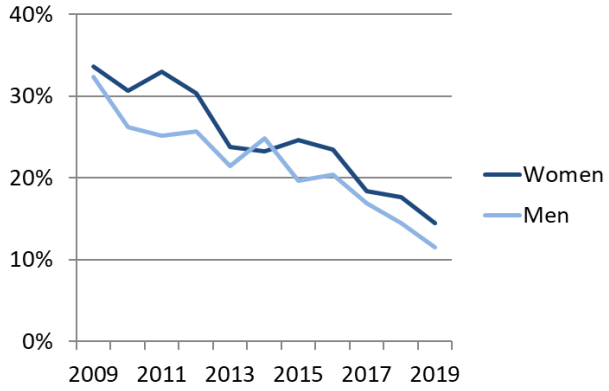

Above basic digital skills by age and gender (% of individuals)

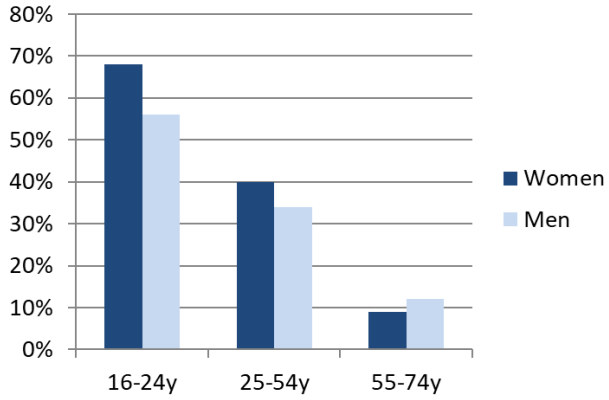

Female ICT specialists (% of total)

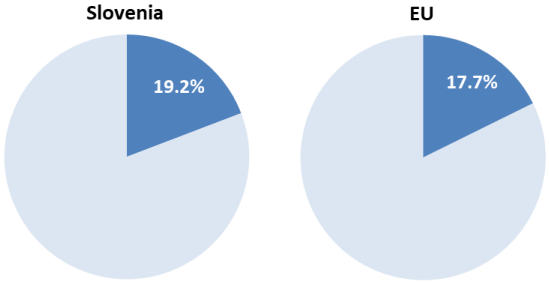

Notes:

**As the figures refer to 2019, the United Kingdom is still included in index and EU averages are calculated for 28 Member States*

Unadjusted gender pay gap: EU average estimated based on Eurostat data.

Data source: Eurostat

For the definitions and the methodology please consult the Methodological note.