










Beneficiary States of the EU Solidarity Fund Interventions since 2002 - Only Natural Disasters

January 2024

Number	Beneficiary State	Occurrence	Nature of disaster	Category	Damage (in million €)	EUSF aid (in million €)	Total EUSF aid (in million €)
1	AUSTRIA 	August 2002	Floods	major	2 900.0	134.00	187.24
		August 2005	Floods (Tyrol, Vorarlberg)	regional	592.0	14.80	
		November 2012	Floods (Lavamünd)	neighbouring country	10.0	0.24	
		May 2013	Floods	neighbouring country	866.0	21.70	
		October 2018	Floods	neighbouring country	326.1	8.20	
		October 2019	Extreme weather	neighbouring country	93.1	2.30	
		July 2021	Floods	neighbouring country	84.6	0.80	
		August 2023	Floods	neighbouring country	207.9	5.20	
2	BELGIUM 	July 2021	Floods	major	5 565.8	87.74	87.74
3	BULGARIA 	May 2005	Floods	major	222.0	9.70	41.50
		August 2005	Floods	major	237.0	10.60	
		June 2014	Floods	major	311.0	10.50	
		July 2014	Summer floods	regional	79.0	2.00	
		January 2015	Severe winter conditions	major	243.0	6.40	
		October 2017	Floods (Burgas)	regional	90.0	2.30	
4	CROATIA 	May 2010	Floods	neighbouring country	153.0	3.80	1 025.69
		September 2010	Floods	neighbouring country	47.0	1.20	
		October 2012	Floods	neighbouring country	12.0	0.287	
		January 2014	Ice & Floods	major	292.0	8.60	
		May 2014	Floods	major	298.0	8.90	
		March 2020	Earthquake (Zagreb)	major	11 572.6	683.70	
		December 2020	Earthquake (Petrinja)	major	5 508.7	319.20	
5	CYPRUS 	April 2008	Drought	major	165.0	7.60	14.90
		June 2016	Drought and fires	major	181.0	7.30	
6	CZECH REPUBLIC 	August 2002	Floods	major	2 300.0	129.00	160.90
		May 2010	Floods	neighbouring country	205.0	5.10	
		August 2010	Floods	regional	437.0	10.90	
		June 2013	Floods	neighbouring country	637.0	15.90	
7	ESTONIA 	January 2005	Storm	major	48.0	1.30	1.30
		September 2002	Floods (Gard)	regional	835.0	21.00	
		December 2003	Floods (Vallée du Rhône)	regional	785.0	19.60	
		February 2007	Cyclone Gamède (la Réunion)	regional	211.0	5.30	
		August 2007	Hurricane Dean (Martinique)	regional	509.0	12.80	

8	FRANCE 	January 2009	Storm Klaus	major	3 806.0	109.40	358.66
		February 2010	Storm Xynthia	regional	1 425.0	35.60	
		September 2017	Hurricanes Irma & Maria	regional	1 956.0	48.90	
		October 2020	Storm Alex	regional	2 373.0	59.30	
		November 2023	Floods	regional	1 870.5	46.76	
9	GERMANY 	August 2002	Floods	major	9 100.0	444.00	1 615.51
		January 2007	Storm Kyrill	major	4 750.0	166.90	
		May 2013	Floods	major	8 154.0	360.50	
		May 2016	Floods (Lower Bavaria)	regional	1 259.0	31.50	
		July 2021	Floods	major	29 212.9	612.61	
10	GREECE 	March 2006	Floods (Evros)	regional	372.0	9.30	253.08
		August 2007	Forest Fires	major	2 118.0	89.80	
		January 2014	Earthquakes (Kefalonia)	regional	147.0	3.70	
		February 2015	Floods (Central Greece)	regional	263.4	6.59	
		February 2015	Floods (Evros)	regional	132.5	3.31	
		November 2015	Earthquake (Lefkada)	regional	66.1	1.60	
		June 2017	Earthquake (Lesbos)	regional	54.4	1.40	
		July 2017	Earthquake (Kos)	regional	101.0	2.50	
		February 2019	Severe weather (Crete)	regional	182.1	4.60	
		August 2020	Floods (Evia)	regional	132.0	3.30	
		September 2020	Cyclone Ianos	regional	863.5	21.60	
		October 2020	Earthquake (Samos)	regional	101.2	2.50	
		September 2021	Earthquake (Crete)	regional	143.4	1.35	
		September 2023	Cyclone Daniel	major	2,325,2	101.53	
11	HUNGARY 	April 2006	Floods	major	519.0	15.10	37.60
		May 2010	Floods	major	719.0	22.50	
12	IRELAND 	November 2009	Floods	regional	521.0	13.00	13.00
13	ITALY 	October 2002	Earthquake (Molise)	regional	1 558.0	30.80	3 472.18
		October 2002	Eruption of Volcano Etna	regional	894.0	16.80	
		April 2009	Earthquake (Abruzzo)	major	10 212.0	493.80	
		October 2010	Floods (Veneto)	regional	676.0	16.90	
		October 2011	Floods (Liguria & Tuscany)	regional	723.0	18.10	
		May 2012	Earthquakes Emilia-Romagna	major	13 274.0	670.20	
		November 2013	Floods (Sardinia)	regional	652.0	16.30	
		October 2014	Floods	regional	2 241.0	56.00	

		August 2016 to January 2017	Earthquakes	major	21 879.0	1 196.80	
		October 2018	Floods	major	6 630.3	277.20	
		October 2019	Extreme weather	major	5 619.9	211.70	
		September 2022	Floods (Marche region)	regional	837.6	20.94	
		May 2023	Floods (Emilia-Romagna)	major	8 533.3	378.83	
		October 2023	Floods (Tuscany)	regional	2 712.5	67.81	
14	LATVIA 	January 2005	Storm	major	193.0	9.50	27.20
		August 2017	Floods	major	380.5	17.70	
15	LITHUANIA 	January 2005	Storm	neighbouring country	15.0	0.40	17.30
		October 2017	Floods	major	408.0	16.90	
16	LUXEMBOURG 	July 2021	Floods	neighbouring country	193.3	1.82	1.82
17	MALTA 	September 2003	Storm and Floods	major	30.0	0.96	0.96
18	NETHERLANDS 	July 2021	Floods	neighbouring country	500.0	4.71	4.71
19	POLAND 	May 2010	Floods	major	2 994.0	105.60	124.90
		August 2017	Storm	regional	491.0	12.30	
		June 2020	Floods (Podkarpackie)	regional	282.8	7.00	
20	PORTUGAL 	July 2003	Forest Fires	major	1 228.0	48.50	142.60
		February 2010	Floods + landslides (Madeira)	major	1 080.0	31.30	
		August 2016	Madeira fires	regional	157.0	3.90	
		June-October 2017	Forest fires	major	1 458.0	50.70	
		October 2019	Hurricane Lorenzo	regional	328.5	8.20	
21	ROMANIA 	April 2005	Floods Spring	major	489.0	18.80	161.10
		July 2005	Floods Summer	major	1 050.0	52.40	
		July 2008	Floods	regional	471.0	11.80	
		June 2010	Floods	major	876.0	25.00	
		August 2012	Drought & Fires	major	807.0	2.50	
		April 2014	Floods Spring	neighbouring country	168.0	4.20	
		July 2014	Floods Summer	regional	172.0	4.30	
		June-August 2018	Floods Summer	regional	327.7	8.20	
		June 2022	Drought	major	1 317.7	33.90	
22	SERBIA 	May 2014	Floods	major	1 105.0	60.20	60.20
23	SLOVAKIA 	November 2004	Storm (Tatras)	major	203.0	5.70	26.10
		May 2010	Floods	major	561.0	20.40	
		September 2007	Floods	major	233.0	8.30	
		September 2010	Floods	major	251.0	7.50	

24	SLOVENIA 	October 2012	Floods	major	360.0	14.10	476.71
		January 2014	Ice Storm	major	429.0	18.40	
		August 2023	Floods	major	7 320.2	428.41	
25	SPAIN 	November 2002	Oil Spill (Prestige)	regional	436.0	8.60	100.35
		August 2003	Forest Fires (PT border)	neighbouring country	53.0	1.30	
		May 2011	Earthquake (Lorca)	regional	843.0	21.10	
		October 2017	Forest fires	neighbouring country	129.0	3.20	
		September 2019	Extreme weather DANA	regional	2 269.7	56.70	
		September 2021	Volcanic eruption	regional	1 002.5	9.45	
26	SWEDEN 	January 2005	Storm Gudrun	major	2 297.0	81.70	81.70
27	UNITED KINGDOM 	June 2007	Floods	major	4 612.0	162.30	222.60
		December 2015	Floods	regional	2 412.0	60.30	
Grand total of EUSF aid approved since 2002 (in million €)					8 717.5 €		