

Parent reading guide for
"The Berenstain Bears'
Trouble with Money"
by Stan and
Jan Berenstain

 Ages 4+








Money as You Grow Bookshelf



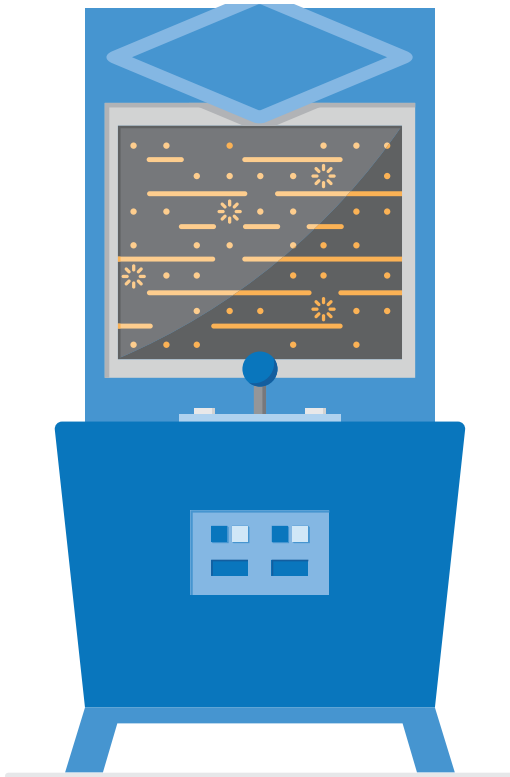
Welcome

This guide will help you teach your child money management skills while reading “The Berenstain Bears’ Trouble with Money” by Stan and Jan Berenstain. It will accomplish this by:

-  Helping you explain the key ideas covered in the book, and then providing you with signs your child understands the key ideas and can use them in daily life.
-  Giving you things to think about before reading the book with your child. These can help you spot key points in the book or spark ideas to discuss later.
-  Helping you prepare for an enjoyable reading time with your child.
-  Providing questions to talk about with your child.
-  Suggesting activities that help your child put ideas and lessons into action.

The story

Brother and Sister Bear spend money as soon as they get it. Mama and Papa Bear want the cubs to learn that there is more to know about money than just how to spend it.



Key ideas

By the time you finish this discussion guide, your child will be able to **point to examples** of these key ideas in the book you read and **discuss real-life examples, too**. Use these definitions to explain the ideas. We've also included ways children can show they are ready to use them in their daily lives.

1. Making decisions

Many times there are different ways to use money. Taking the time to ask questions, learn about different choices, and compare what's good and bad about each choice helps you reach good decisions.

How kids show it: They can look at a few choices and select one that will bring the best results.

2. Spending

You need money to buy things. These things have different prices. Money can be spent only once—after buying something, a person needs more money to buy something else.

How kids show it: They make spending choices with their own money (real or play money). **(Ages 7+)** They can tell the value of different coins and bills.

3. Saving

Some things cost more money than we have at one time. Saving means putting some money aside until we have enough to buy what we want.

How kids show it: They keep money in a safe place and keep track of amount saved for future spending. **(Ages 7+)** They can explain why money saved in a bank or credit union is still a personal belonging.

4. Self control

Sometimes we can't have what we want right away and need to wait. Choosing not to spend money can sometimes be a good decision.

How kids show it: They can talk about times when they were able to wait and how they were able to do it.

Something to think about

First, read the book yourself and think about these ideas:

- Just like the Bear family, children know that money is fun to have and spend!
- Just like Mama Bear, many parents worry about the way their children spend money.
- The cubs spent their money as fast as they got it.
- Children can learn that money is only one resource the family uses to get what it needs and wants.
- All resources are limited so we have to recognize all of our resources and plan how to use them to get what we need and want.
- The cubs used human and natural resources to earn and money and save it.



Before you read

Read the book first yourself. Knowing the story will help you know what comes next. It is important to ask your child questions about the story as you read. Ask what might happen next in the story.

- Choose a quiet time for stories and make it part of your daily routine.
- Find a cozy, quiet place to read.
- Make sure your child can see the pictures.
- Talk about the pictures and characters in the book.
- Read with expression in your voice. Give each character in the story his or her own voice.
- Keep the story time short enough to leave them wanting more.
- Look for ways during the day to bring up the messages in the story.
- Continue to read aloud together even if your child can read alone.



Something to talk about

Before you begin to read the story with your child, look at the cover of the book together. Ask what the story might be about.

As you read the story with your child, talk about these ideas:

- At first, where did the Bear cubs get their money? How did they spend their money?
- Where do your children get their money?
- How do you and your children feel about how they get and use their money?
- What other resources besides money do you and your children use to get what the family needs and wants?
- What other resources did the cubs use to earn money?
- How did Mama and Papa Bear feel about how the cubs earned money? Why did the cubs want to earn money?
- What did Papa Bear want the cubs to learn about money?
- What did the Bear family do to help the cubs learn to save money? What did the Bear family do to help the cubs learn to plan ahead?



Something to do

Resource coupon book

Ages 4+

Use this activity to help your child learn that money does not grow on trees.

Talk with your child about extra things he or she can do around the house to earn money. As a family, decide how much each job is worth. Help your child make coupon books for these jobs.

When your child wants to earn some money, have him or her complete one of the jobs and exchange the coupon for money.

Money phrases

Ages 6+

Use this activity to teach about figures of speech that deal with money.

Just like Papa Bear, parents often use money phrases with children that they do not understand. Say the phrases below to your child and talk about what each saying means:

- Money does not grow on trees.
- I am not made of money.
- Save for a rainy day.

- Have a nest egg.
- Do not be a spendthrift.

Can you and your child think of more sayings? Help your child make pictures about the sayings.

Design an allowance

Ages 8+

This activity will help your child recognize an allowance as a resource.

An allowance can help your child learn to budget, or allocate, money. It helps your child know exactly how much he or she has to spend. Help your child come up with allowance plans. This will help your child allocate money resources.

Decide with your child how much to give for the allowances. Decide with your child how often to give the allowances. Talk with your child about how much to spend and save.


About this guide

Money as You Grow Bookshelf is a research-based program designed to help parents, caregivers, and others teach children ages 4 through 10 money skills through reading, activities, and play.

Money as You Grow Bookshelf is an updated version of the University of Nevada Extension's Money on the Bookshelf program. The Consumer Financial Protection Bureau (CFPB), The University of Wisconsin-Madison Center for Financial Security, and the University of Wisconsin-Extension Family Living Programs have worked together to expand the program and make it available to libraries, educators, and parents nationally.

The CFPB regulates the offering and provision of consumer financial products and services under the federal consumer financial laws, and educates and empowers consumers to make better informed financial decisions. For more, visit consumerfinance.gov/MoneyAsYouGrow.

The Center for Financial Security is a research center that seeks to help the public build financial knowledge and skills, increase access to financial services and increase the financial security of families. The University of Wisconsin-Extension is part of the National Institute of Food and Agriculture's (NIFA) Cooperative Extension System, which brings vital, practical information to agricultural producers, small business owners, consumers, families, and young people.



MONEY AS YOU GROW BOOKSHELF

With Money as You Grow Bookshelf, you can build your child's money skills while you read together.

A Bargain for Frances

by Russell Hoban

A Chair for My Mother

by Vera Williams

Alexander, Who Used to Be Rich Last Sunday

by Judith Viorst

But I've Used All of My Pocket Change

by Lauren Child

Count on Pablo

by Barbara deRubertis

Cuenta con Pablo

by Barbara deRubertis

Curious George Saves His Pennies

by Margret and H.A. Rey

How Much Is That Doggie in the Window?

by Bob Merrill

Jingle Dancer

by Cynthia Leitich Smith

Just Shopping with Mom

by Mercer Mayer

Lemonade in Winter

by Emily Jenkins

My Rows and Piles of Coins

by Tololwa M. Mollel

Ox-Cart Man

by Donald Hall

Sally Jean, the Bicycle Queen

by Cari Best

Sam and the Lucky Money

by Karen Chinn

Sheep in a Shop

by Nancy Shaw

The Berenstain Bears & Mama's New Job

by Stan & Jan Berenstain

The Berenstain Bears' Trouble with Money

by Stan & Jan Berenstain

The Purse

by Kathy Caple

The Rag Coat

by Lauren Mills

Those Shoes

by Maribeth Boelts

Tia Isa Wants a Car

by Meg Medina

Tía Isa Quiere un Carro

by Meg Medina

For more tips and activities for parents and caregivers, and to check for the latest Money as You Grow Bookshelf guides and information, visit consumerfinance.gov/MoneyAsYouGrow.



Consumer Financial
Protection Bureau

February 2023