

# Total University Sector Staff

## LEADERS (2017)

CURRENT PRESIDENTS/  
PROVOSTS



## ALL STAFF BY GENDER



SINCE THE ESTABLISHMENT OF THE FIRST IRISH UNIVERSITY CIRCA 425 YEARS AGO, THERE HAS NEVER BEEN A FEMALE PRESIDENT.

## GOVERNANCE AND MANAGEMENT STRUCTURES

Number who have achieved a minimum 40% representation of each gender on:

GOVERNING AUTHORITY/BODY  
(December 2017)

5 OUT OF 7



ACADEMIC COUNCIL  
(December 2017)

2 OUT OF 7



EXECUTIVE MANAGEMENT  
(December 2017)

4 OUT OF 7



## STAFF BREAKDOWN BY GENDER

Staff by  
Category  
of Post

(December 2017)

### ACADEMIC STAFF



### PROFESSIONAL, MANAGEMENT AND SUPPORT STAFF<sup>2</sup>



### ACADEMIC CORE-FUNDED STAFF

Staff by  
Discipline

(December 2017)



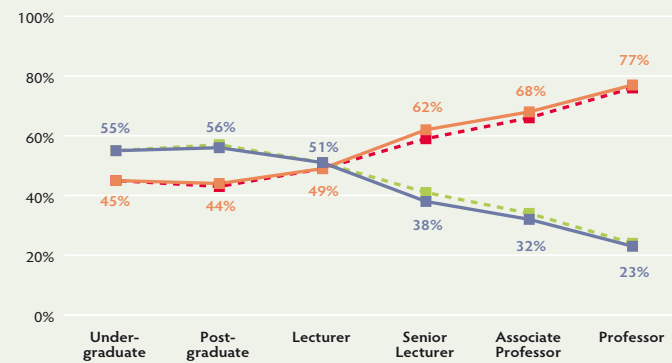
### PROFESSIONAL, MANAGEMENT AND SUPPORT CORE-FUNDED STAFF



## Academic Core-funded Staff by Grade

(3 year average, December 2015-2017)

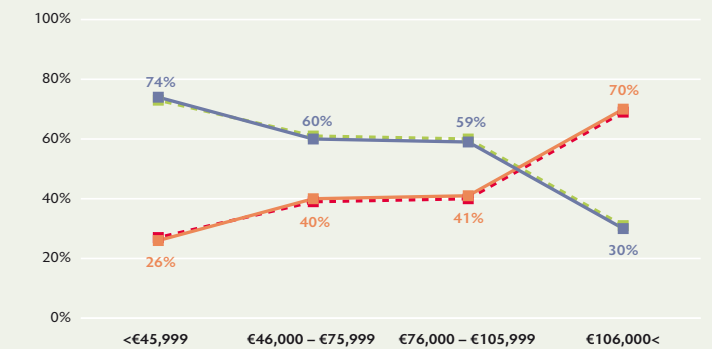
Female 2017 Only  
Male 2017 Only  
Female Male



## Professional, Management and Support Core Grant-funded Staff by Pay Grade

(3 year average, December 2015-2017)

Female 2017 Only  
Male 2017 Only  
Female Male



Academic Core-funded Staff by Contract Type

(December 2017)

### FULL-TIME



### PART-TIME



### HOURLY PAID



Professional, Management and Support Staff by Contract Type

(December 2017)

### FULL-TIME



### PART-TIME



### HOURLY PAID



<sup>1</sup> Posts funded from the core grant allocated to the universities, institutes of technology and other colleges by the HEA is voted by the Oireachtas under the OME C4 sub-head.

<sup>2</sup> This refers to administration/support staff.

<sup>3</sup> Non-core grant funded research and specialist posts. These may include posts funded from both Exchequer and Non-Exchequer resources.

<sup>4</sup> 'Other' includes any core funded posts which are not assigned to 'AHSSBL' or 'STEMM' faculties.

## ATHENA SWAN STATUS (2017)

	BRONZE	SILVER	GOLD
Institutional Athena SWAN awardees	7	0	0
Departmental Athena SWAN awardees	12	0	0

# Total Colleges Sector Staff

## LEADERS (2017)

CURRENT PRESIDENTS/  
DIRECTORS



## ALL STAFF BY GENDER



## GOVERNANCE AND MANAGEMENT STRUCTURES

Number who have achieved a minimum 40% representation of each gender on:

GOVERNING AUTHORITY/BODY  
(December 2017)

1 OUT OF 2\*



ACADEMIC COUNCIL  
(December 2017)

2 OUT OF 3



EXECUTIVE MANAGEMENT  
(December 2017)

1 OUT OF 3

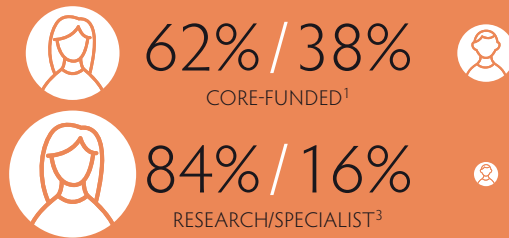


## STAFF BREAKDOWN BY GENDER

Staff by  
Category  
of Post

(December 2017)

### ACADEMIC STAFF



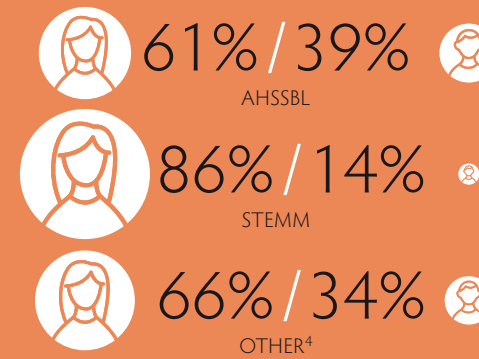
### PROFESSIONAL, MANAGEMENT AND SUPPORT STAFF<sup>2</sup>




### ACADEMIC CORE-FUNDED STAFF

Staff by  
Discipline

(December 2017)



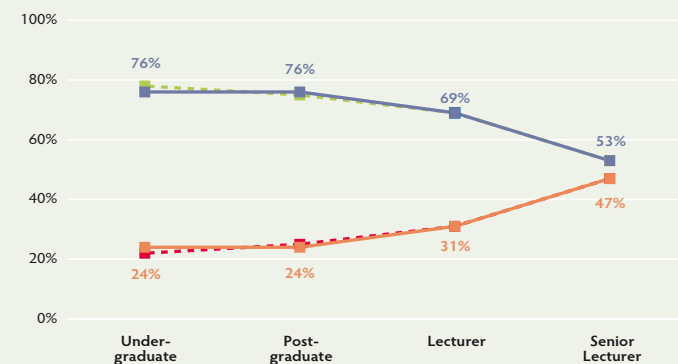
### PROFESSIONAL, MANAGEMENT AND SUPPORT CORE-FUNDED STAFF



## Academic Core-funded Staff by Grade

(3 year average, December 2015-2017)

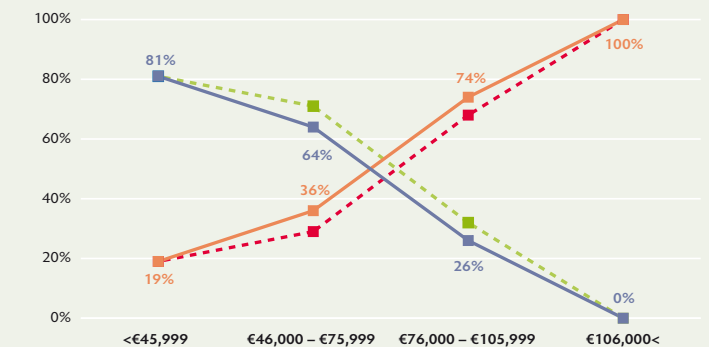
Female 2017 Only  
Male 2017 Only



## Professional, Management and Support Core Grant- funded Staff by Pay Grade

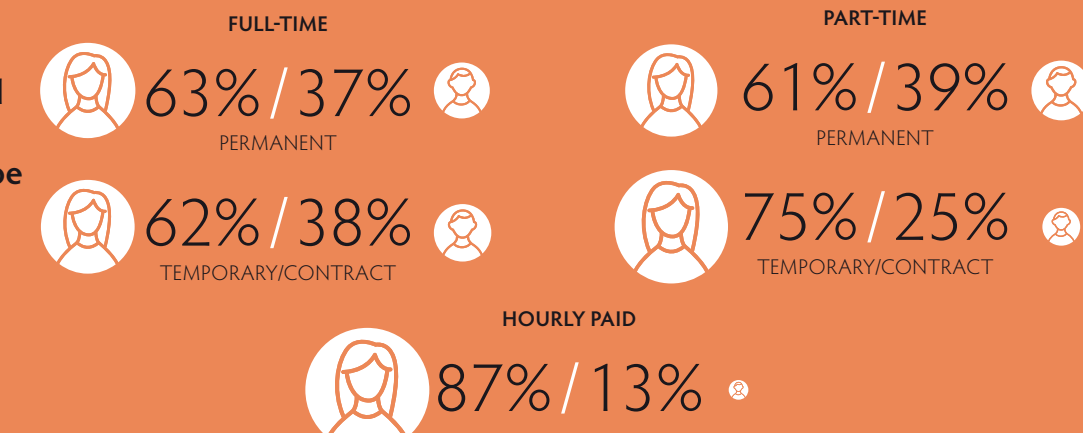
(3 year average, December 2015-2017)

Female 2017 Only  
Male 2017 Only



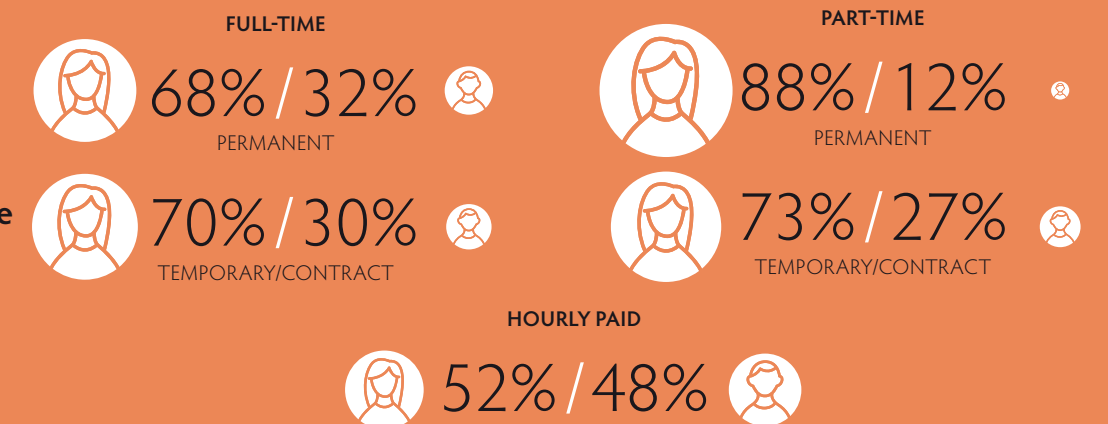
Academic  
Core-funded  
Staff by  
Contract Type

(December 2017)



Professional,  
Management  
and Support  
Staff by  
Contract Type

(December 2017)



\* 1 of 2 as NCAD did not return gender breakdown for 'Governing Authority/Body'

<sup>1</sup> Posts funded from the core grant allocated to the universities, institutes of technology and other colleges by the HEA is voted by the Oireachtas under the OME C4 sub-head.

<sup>2</sup> This refers to administration/support staff.

<sup>3</sup> Non-core grant funded research and specialist posts. These may include posts funded from both Exchequer and Non-Exchequer resources.

<sup>4</sup> 'Other' includes any core funded posts which are not assigned to 'AHSSBL' or 'STEMM' faculties.

## ATHENA SWAN STATUS (2017)

	BRONZE	SILVER	GOLD
Institutional Athena SWAN awardees	0	0	0
Departmental Athena SWAN awardees	0	0	0

# Total Institutes of Technology Sector Staff

## LEADERS (2017)

CURRENT PRESIDENTS



## ALL STAFF BY GENDER



## GOVERNANCE AND MANAGEMENT STRUCTURES

Number who have achieved a minimum 40% representation of each gender on:

GOVERNING AUTHORITY/BODY  
(December 2017)

7 OUT OF 14



ACADEMIC COUNCIL  
(December 2017)

7 OUT OF 14



EXECUTIVE MANAGEMENT  
(December 2017)

3 OUT OF 14



## STAFF BREAKDOWN BY GENDER

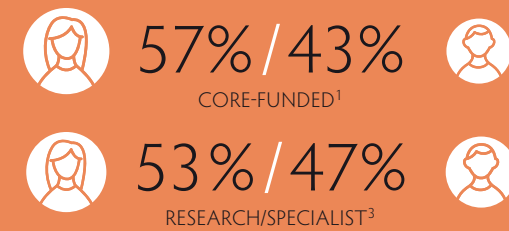
Staff by  
Category  
of Post

(December 2017)

### ACADEMIC STAFF




### PROFESSIONAL, MANAGEMENT AND SUPPORT STAFF<sup>2</sup>



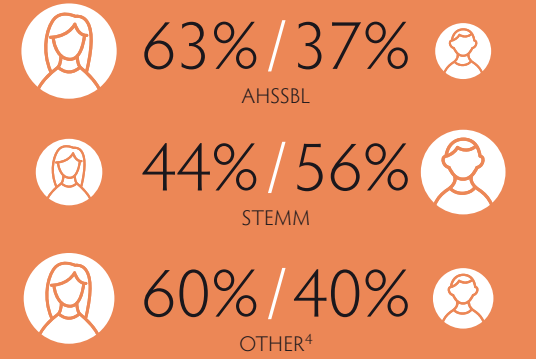
### ACADEMIC CORE-FUNDED STAFF

Staff by  
Discipline

(December 2017)



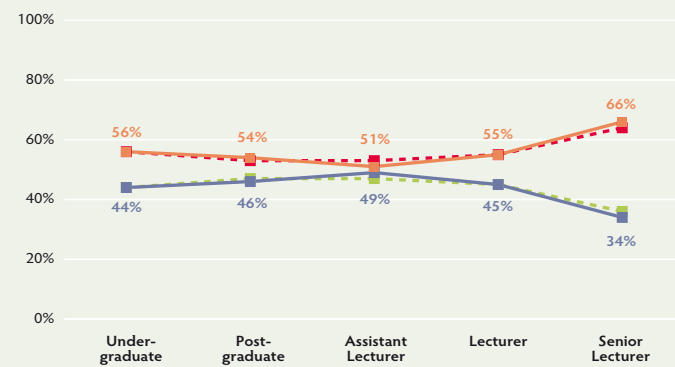
### PROFESSIONAL, MANAGEMENT AND SUPPORT CORE-FUNDED STAFF



## Academic Core-funded Staff by Grade

(3 year average, December 2015-2017)

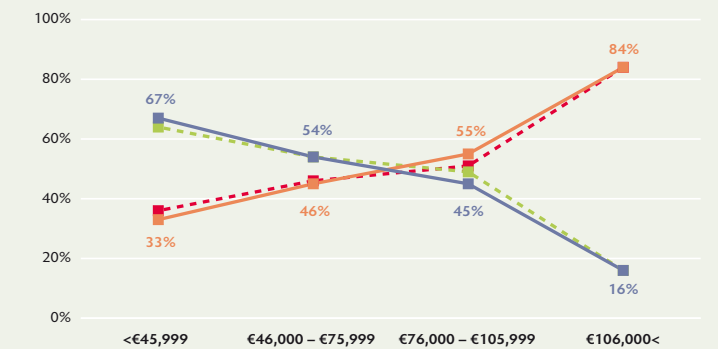
Female 2017 Only  
Male 2017 Only



## Professional, Management and Support Core Grant-funded Staff by Pay Grade

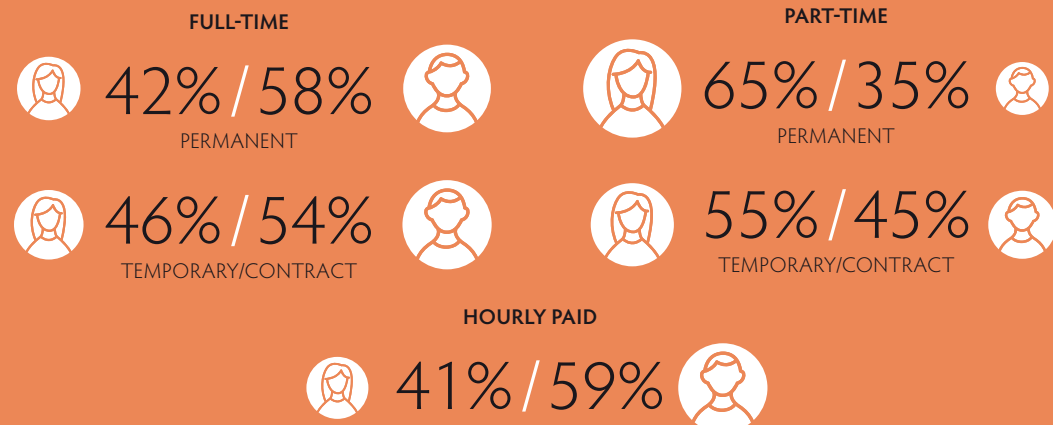
(3 year average, December 2015-2017)

Female 2017 Only  
Male 2017 Only



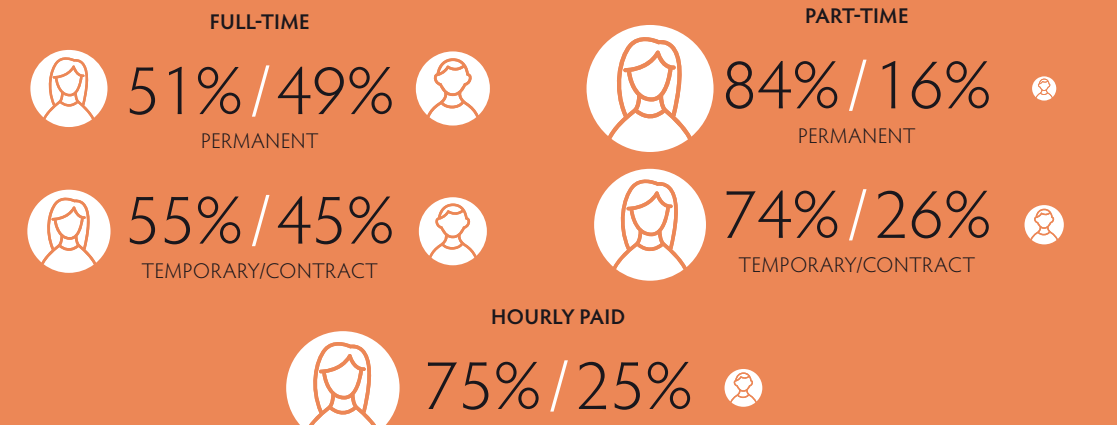
Academic Core-funded Staff by Contract Type

(December 2017)



Professional, Management and Support Staff by Contract Type

(December 2017)



<sup>1</sup> Posts funded from the core grant allocated to the universities, institutes of technology and other colleges by the HEA is voted by the Oireachtas under the OME C4 sub-head.

<sup>2</sup> This refers to administration/support staff.

<sup>3</sup> Non-core grant funded research and specialist posts. These may include posts funded from both Exchequer and Non-Exchequer resources.

<sup>4</sup> 'Other' includes any core funded posts which are not assigned to 'AHSSBL' or 'STEMM' faculties.

## ATHENA SWAN STATUS (2017)

	BRONZE	SILVER	GOLD
Institutional Athena SWAN awardees	0	0	0
Departmental Athena SWAN awardees	0	0	0