


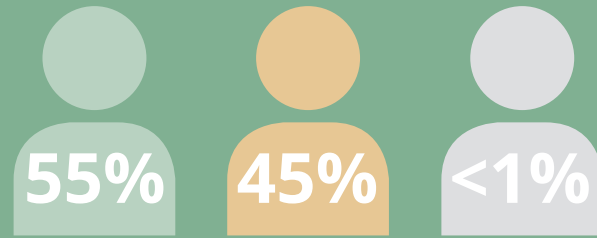
# Total University Sector Staff

## LEADERS (2020)

CURRENT PRESIDENTS/PROVOSTS



## ALL STAFF BY GENDER\*



## GOVERNANCE AND MANAGEMENT STRUCTURES

Number who have achieved a minimum 40% representation of each gender on:

GOVERNING AUTHORITY/BODY (DECEMBER 2020)

4 OUT OF 7



ACADEMIC COUNCIL (DECEMBER 2020)

6 OUT OF 7



EXECUTIVE MANAGEMENT (DECEMBER 2020)

6 OUT OF 7



## STAFF BREAKDOWN BY GENDER

Staff by Category of Post (December 2020)

ACADEMIC STAFF

46%/54%

CORE-FUNDED<sup>1</sup>

46%/54%

RESEARCH/SPECIALIST<sup>3</sup>

PROFESSIONAL, MANAGEMENT AND SUPPORT STAFF<sup>2</sup>

65%/35%

CORE-FUNDED<sup>1</sup>

64%/36%

RESEARCH/SPECIALIST<sup>3</sup>

ACADEMIC CORE-FUNDED STAFF

50%/50%

AHSSBL

42%/58%

STEMM

47%/53%

OTHER<sup>4</sup>

PROFESSIONAL, MANAGEMENT AND SUPPORT CORE-FUNDED STAFF

85%/15%

AHSSBL

63%/37%

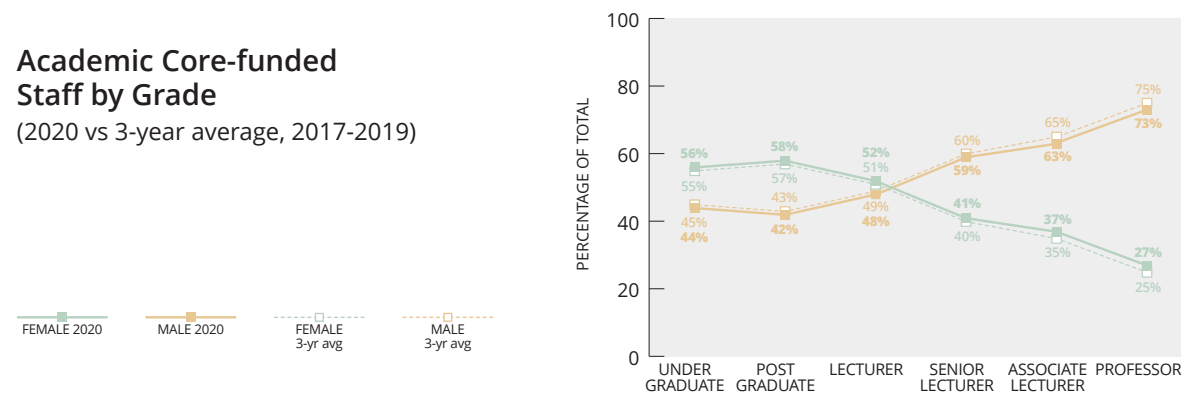
STEMM

62%/38%

OTHER<sup>4</sup>

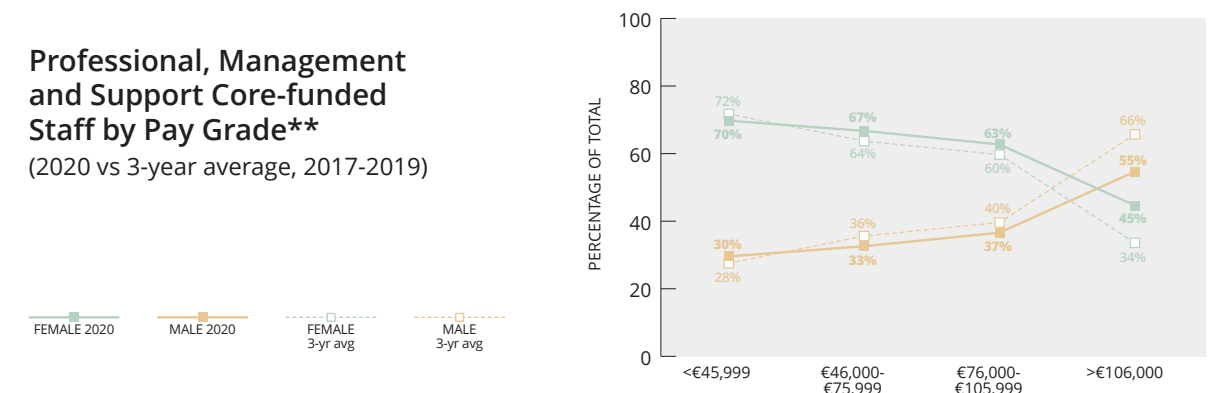
## Academic Core-funded Staff by Grade

(2020 vs 3-year average, 2017-2019)



## Professional, Management and Support Core-funded Staff by Pay Grade\*\*

(2020 vs 3-year average, 2017-2019)



Academic Core-funded Staff by Contract Type (December 2020)

FULL-TIME

43%/57%

PERMANENT

55%/45%

TEMPORARY/CONTRACT

PART-TIME

59%/41%

PERMANENT

74%/26%

TEMPORARY/CONTRACT

50%/50%

HOURLY PAID

Professional, Management and Support Core-funded Staff by Contract Type (December 2020)

FULL-TIME

60%/40%

PERMANENT

68%/32%

TEMPORARY/CONTRACT

PART-TIME

91%/9%

PERMANENT

82%/18%

TEMPORARY/CONTRACT

0%/0%

HOURLY PAID

Data presented here is comprised of data from DCU, MU, NUI Galway, TCD, UCC, UCD and UL.

<sup>1</sup> Posts funded from the core grant allocated to the universities, institutes of technology and other colleges by the HEA is voted by the Oireachtas under the OME C4 sub-head.

<sup>2</sup> This refers to administration/support staff.

<sup>3</sup> Non-core grant funded research and specialist posts. These may include posts funded from both Exchequer and Non-Exchequer resources.

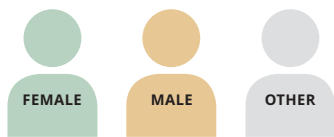
<sup>4</sup> 'Other' includes any core-funded posts which are not assigned to 'AHSSBL' or 'STEMM' faculties.

\* Data presented here includes staff recorded as female (green), male (orange) and other (grey). Other includes staff recorded under the following options: gender non-binary and other.

\*\* PMSS data presented here is comprised of full- and part-time staff data.

## ATHENA SWAN STATUS (2020)


	BRONZE	SILVER	GOLD
Institutional Athena SWAN awardees	7	0	0
Departmental Athena SWAN awardees	49	0	0



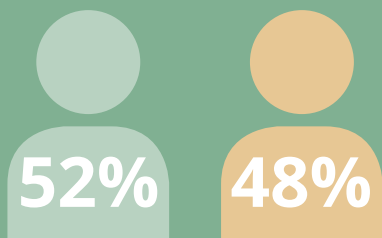
# Total Institute of Technology Sector Staff

## LEADERS (2020)

CURRENT PRESIDENTS



## ALL STAFF BY GENDER



## GOVERNANCE AND MANAGEMENT STRUCTURES

Number who have achieved a minimum 40% representation of each gender on:

GOVERNING AUTHORITY/BODY  
(DECEMBER 2020)

9 OUT OF 11



ACADEMIC COUNCIL  
(DECEMBER 2020)

11 OUT OF 11



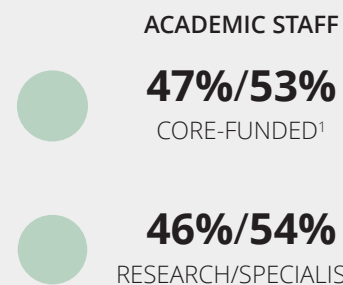
EXECUTIVE MANAGEMENT  
(DECEMBER 2020)

5 OUT OF 11

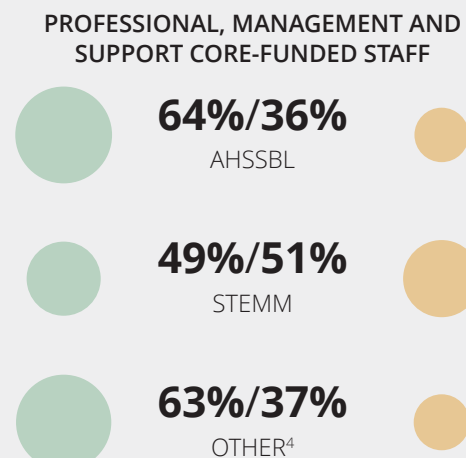
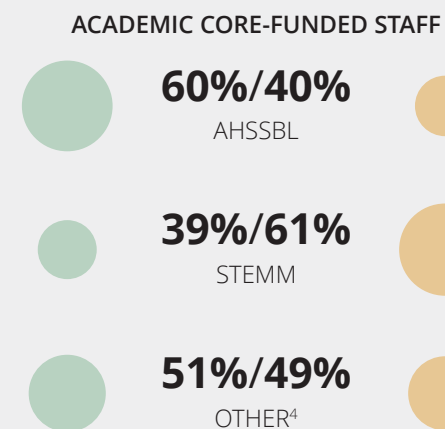


## STAFF BREAKDOWN BY GENDER

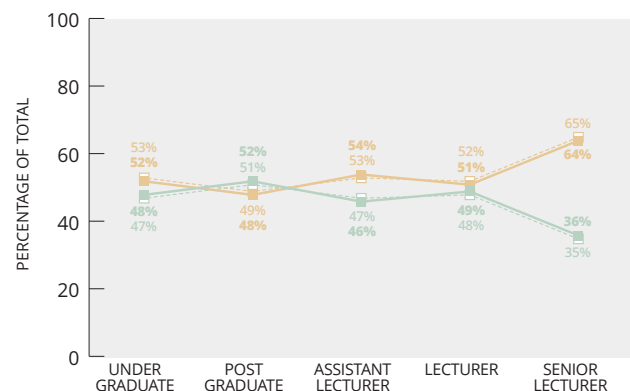

Staff by Category of Post  
(December 2020)



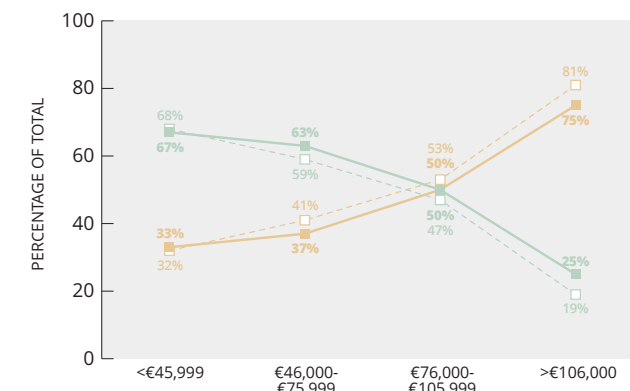

Staff by Discipline  
(December 2020)



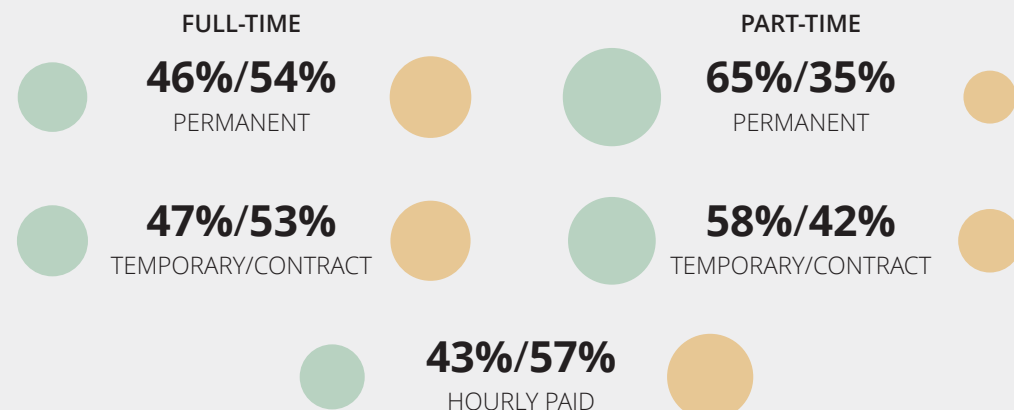
## Academic Core-funded Staff by Grade (2020 vs 3-year average, 2017-2019)



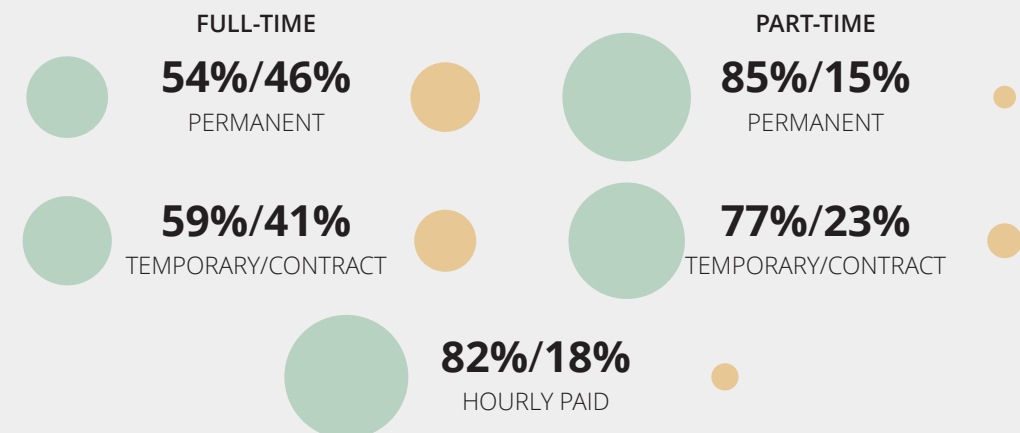
## Professional, Management and Support Core-funded Staff by Pay Grade\* (2020 vs 3-year average, 2017-2019)



Academic Core-funded Staff by Contract Type  
(December 2020)

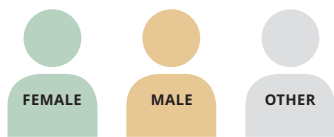


Professional, Management and Support Core-funded Staff by Contract Type  
(December 2020)



Data presented here is comprised of data from AIT, CIT, DkIT, GMIT, IADT, ITC, ITS, ITTra, LYIT, LIT and WIT.  
<sup>1</sup> Posts funded from the core grant allocated to the universities, institutes of technology and other colleges by the HEA is voted by the Oireachtas under the OME C4 sub-head.  
<sup>2</sup> This refers to administration/support staff.  
<sup>3</sup> Non-core grant funded research and specialist posts. These may include posts funded from both Exchequer and Non-Exchequer resources.  
<sup>4</sup> 'Other' includes any core-funded posts which are not assigned to 'AHSSBL' or 'STEMM' faculties.  
 \* PMSS data presented here is comprised of full- and part-time staff data.


ATHENA SWAN STATUS (2020)	BRONZE	SILVER	GOLD
Institutional Athena SWAN awardees	8	0	0
Departmental Athena SWAN awardees	0	0	0



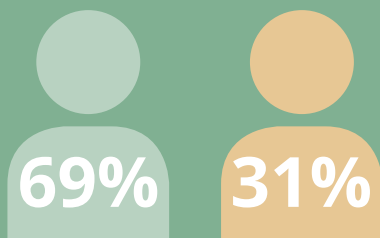
# Total College Sector Staff

## LEADERS (2020)

CURRENT PRESIDENTS/DIRECTORS



## ALL STAFF BY GENDER



## GOVERNANCE AND MANAGEMENT STRUCTURES

Number who have achieved a minimum 40% representation of each gender on:

GOVERNING AUTHORITY/BODY  
(DECEMBER 2020)

1 OUT OF 3



ACADEMIC COUNCIL  
(DECEMBER 2020)

2 OUT OF 3



EXECUTIVE MANAGEMENT  
(DECEMBER 2020)

3 OUT OF 3



## STAFF BREAKDOWN BY GENDER

Staff by Category of Post  
(December 2020)

ACADEMIC STAFF

66%/34%

CORE-FUNDED<sup>1</sup>

89%/11%

RESEARCH/SPECIALIST<sup>3</sup>

PROFESSIONAL, MANAGEMENT AND SUPPORT STAFF<sup>2</sup>

71%/29%

CORE-FUNDED<sup>1</sup>

74%/26%

RESEARCH/SPECIALIST<sup>3</sup>

Staff by Discipline  
(December 2020)

ACADEMIC CORE-FUNDED STAFF

65%/35%

AHSSBL

84%/16%

STEMM

66%/34%

OTHER<sup>4</sup>

PROFESSIONAL, MANAGEMENT AND SUPPORT CORE-FUNDED STAFF

77%/23%

AHSSBL

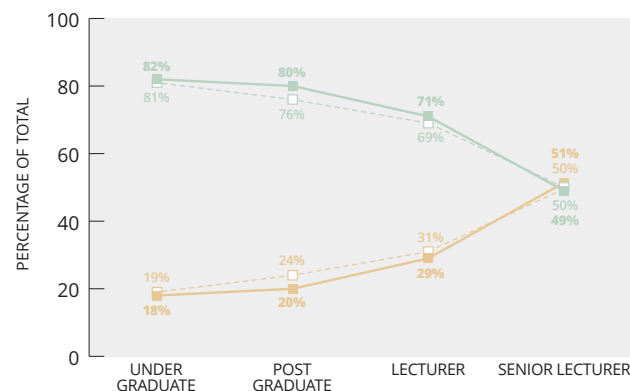

100%/0%

STEMM

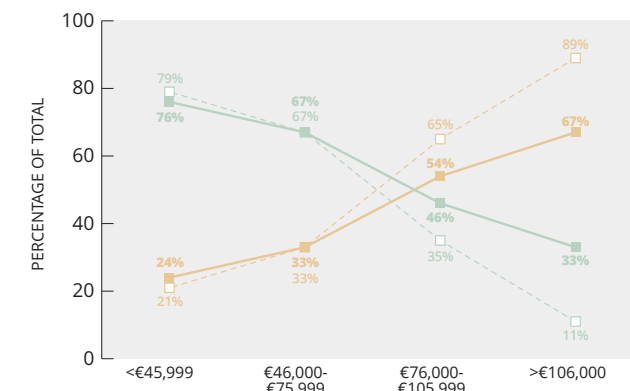
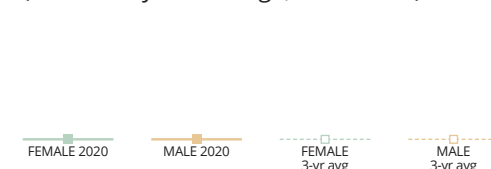
69%/31%

OTHER<sup>4</sup>

## Academic Core-funded Staff by Grade (2020 vs 3-year average, 2017-2019)



## Professional, Management and Support Core-funded Staff by Pay Grade\* (2020 vs 3-year average, 2017-2019)



Academic Core-funded Staff by Contract Type  
(December 2020)

FULL-TIME

65%/35%

PERMANENT

71%/29%

TEMPORARY/CONTRACT

PART-TIME

65%/35%

PERMANENT

76%/24%

TEMPORARY/CONTRACT

46%/54%

HOURLY PAID

Professional, Management and Support Core-funded Staff by Contract Type  
(December 2020)

FULL-TIME

71%/29%

PERMANENT

67%/33%

TEMPORARY/CONTRACT

PART-TIME

89%/11%

PERMANENT

29%/71%

TEMPORARY/CONTRACT

100%/0%

HOURLY PAID

Data presented here is comprised of data from MIC, NCAD and St. Angela's College.

<sup>1</sup> Posts funded from the core grant allocated to the universities, institutes of technology and other colleges by the HEA is voted by the Oireachtas under the OME C4 sub-head.

<sup>2</sup> This refers to administration/support staff.

<sup>3</sup> Non-core grant funded research and specialist posts. These may include posts funded from both Exchequer and Non-Exchequer resources.

<sup>4</sup> 'Other' includes any core-funded posts which are not assigned to 'AHSSBL' or 'STEMM' faculties.

\* PMSS data presented here is comprised of full- and part-time staff data.

ATHENA SWAN STATUS (2020)	BRONZE	SILVER	GOLD
Institutional Athena SWAN awardees	1	0	0
Departmental Athena SWAN awardees	0	0	0