


Welcome home.

Quick Start Guide

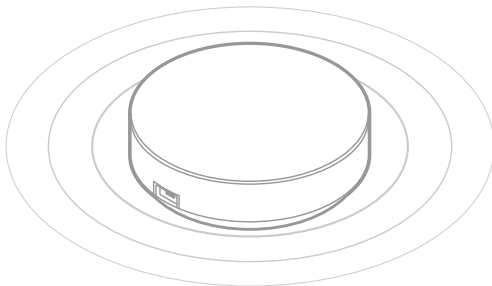


Welcome Home. Let us help you quickly set up Homey Bridge, so you can explore and start having fun right away.

1

Let Homey Bridge be the center of your home

Consider the position of Homey Bridge well, as the place in your home affects its performance. To control Infrared devices, Homey Bridge requires to have a direct line of sight with the device.



DE

Lass Homey Bridge zum Mittelpunkt deines Heims werden

Überlege dir die Position von Homey Bridge gut, denn der Platz in deinem Heim beeinflusst seine Leistung. Um Infrarotgeräte zu steuern, muss sich Homey Bridge in Sichtweite zum Gerät befinden.

ES

Deja que Homey Bridge sea el centro de la casa

Piensa bien en qué lugar de la casa vas a colocar el Homey Bridge, ya que su posición afectará a su funcionamiento. Para controlar dispositivos de infrarrojos, no puede haber ningún obstáculo entre ellos y el Homey Bridge.

FR


Mettez Homey Bridge au cœur de votre maison

Réfléchissez bien à la position de votre Homey Bridge, car son emplacement dans votre maison a un impact sur sa performance. Pour commander des appareils à infrarouge, il ne doit pas y avoir d'obstacle entre Homey Bridge et l'appareil.

2

Give Homey Bridge a little space

Homey Bridge performs best when it's free and not obstructed by its direct environment. Placing objects on top of Homey Bridge might reduce performance (e.g. blocking Infrared signals).



DE

Gib Homey Bridge etwas Platz

Die beste Leistung erbringt Homey Bridge in Freiheit und ohne Behinderung durch die direkte Umgebung. Das Positionieren von Objekten auf Homey Bridge kann die Leistung beeinträchtigen (z.B. Blockieren von Infrarotsignalen).

ES

Deja espacio al Homey Bridge

El Homey Bridge funciona mejor cuando está en un entorno abierto y no tiene obstáculos a su alrededor. Si se colocan objetos encima del Homey Bridge, podrían reducir su rendimiento (por ejemplo, bloqueando las señales infrarrojas).

FR

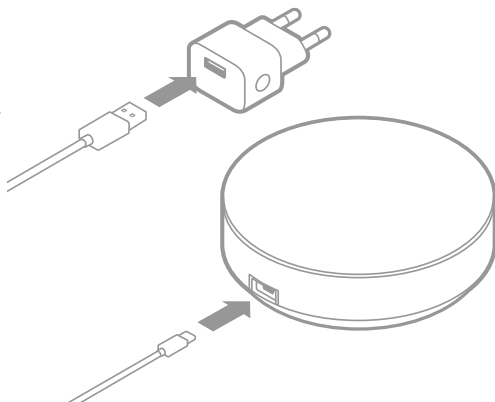
Donnez un peu d'espace à Homey Bridge

Homey Bridge fonctionne mieux quand il est dans un endroit dégagé et non obstrué par son environnement direct. Placer des objets sur Homey Bridge peut dégrader sa performance (par exemple en bloquant les signaux infrarouges).

3

Plug the USB-cable into Homey Bridge and the adapter

Connect Homey Bridge to your power socket and Homey Bridge will automatically turn on. The LED ring will turn white to confirm Homey Bridge is starting.



DE

Verbinde das USB-Kabel mit Homey Bridge und dem Adapter

Verbinde Homey Bridge mit der Steckdose und warte auf das automatische Einschalten. Der LED-Ring wird weiß, um zu bestätigen, dass Homey Bridge funktioniert.

ES

Enchufa el cable USB al Homey Bridge y al adaptador

Conecta el Homey Bridge al enchufe de red: el dispositivo se encenderá automáticamente. El anillo LED se volverá de color blanco para confirmar que el Homey Bridge está en funcionamiento.

FR

Branchez le câble USB à Homey Bridge et à l'adaptateur

Connectez Homey Bridge à votre prise de courant et Homey s'allumera automatiquement. L'anneau LED s'allumera en blanc pour confirmer que Homey Bridge fonctionne.

4 Download the Homey app

Go to <https://setup.homey.app> or scan the QR code on the back of this guide. After installing and creating your account, we'll guide you through the setup process on your phone.



DE

Lade die Homey-App herunter

Gehe zu <https://setup.homey.app> oder scanne den QR-Code auf der Rückseite dieses Leitfadens. Nach der Installation und Erstellung deines Kontos führen wir dich auf deinem Telefon durch den Einrichtungsvorgang.

ES

Descarga la aplicación de Homey

Ve a <https://setup.homey.app> o escanea el código QR del reverso de esta guía. Cuando hayas instalado la aplicación y creado tu cuenta, te guiaremos por el proceso de configuración a través del teléfono.

FR

Télécharger l'appli Homey

Rendez-vous sur <https://setup.homey.app> ou scannez le code QR au dos de ce guide. Après avoir installé l'appli et avoir créé votre compte, nous vous guiderons à travers les étapes de configuration sur votre téléphone.



Important safety information

Handle Homey Bridge with care. It contains sensitive electronic components, and can be damaged, impair functionality, or cause injury if dropped, burned, punctured, crushed, disassembled, or if exposed to excessive heat or liquid or to environments having high concentrations of industrial chemicals, including near evaporating liquified gasses. Don't use a damaged Homey Bridge.

Power supply

Only use Homey Bridge with an adapter that is compliant with applicable country regulations and safety standards, including the International Standard for Safety of Information Technology Equipment (IEC 60950-1). Other power adapters than the one provided by Athom may not meet applicable safety standards, and powering Homey Bridge with such adapters could pose a risk of death or injury. Using damaged cables or adapters, or a moist environment, can cause fire, electric shock, injury, or damage to Homey Bridge or other property.

Prolonged heat exposure

Avoid prolonged skin contact with the device, power adapter, charging cable or connector when plugged into a power source, as it may cause discomfort or injury.

Medical device interference

Homey Bridge contains components and radios that emit electromagnetic fields. These electromagnetic fields should not, but may possibly interfere with pacemakers, defibrillators, or other medical devices. Maintain a safe distance of separation between your medical device and Homey Bridge. Consult your physician and medical device manufacturer for information specific to your medical device, including radio immunity. Stop using Homey Bridge if you suspect it might be interfering with your medical device.

Support

For support and troubleshooting information, and user

discussion boards, go to <https://homey.app/support>.



Disposal and Recycling Information

The symbol above indicates that this product should not be disposed of with household waste. When you decide to dispose of this product, do so in accordance with local environmental laws and guidelines. EU citizens should take the device to a collection point designated by local authorities. Collection and recycling help conserve resources and protect the environment.

Operating Environment

Homey Bridge is designed to operate in normal, in-house conditions. Operating Homey Bridge outside the following ranges may affect performance:

Operating temperature: 5° to 35 °C

Relative humidity: 20% to 75% (noncondensing)

End-User Software License Agreement

Use of Homey constitutes acceptance of the software license terms and EULA found at <https://legal.athom.com>.

Athom Two (2) Years Limited Warranty

The Athom Two-Years Limited Warranty is a voluntary manufacturer's warranty. It provides rights separate to rights provided by consumer law. As such, the Athom Two-Year Limited Warranty benefits are in addition to, and not instead of, rights provided by consumer protection laws. Consumers have the right to choose whether to claim service under this Limited Warranty or under their consumer law rights. Important: The terms and benefits of this Limited Warranty shall not apply to consumer law claims.

Athom, as manufacturer, warrants to the owner of

Homey Bridge that the product will be free from defects in materials and workmanship for a period of two (2) years from the date of delivery following the original retail purchase (the "Warranty Period").

If the Homey Bridge fails to conform to this Limited Warranty during the Warranty Period, Athom will, at its sole discretion, either (a) repair or replace the defective Homey Bridge or component; or (b) accept the return of the Homey Bridge and refund the money paid by the original purchaser for Homey Bridge.

Repair or replacement may be made with a new or refurbished products or components, at Athom's sole discretion.

If the user's product model or a component incorporated within it is no longer available, Athom may replace it with a similar product with similar functions.

To claim this limited warranty, the owner must contact Athom via the support service, which can be accessed through <https://homey.app/support>.

In some cases, products might be ineligible for this Limited Warranty, like products marked as 'sample', that have been subject to modifications, products which have been used outside of the Athom Terms of Use, or that have experienced mechanical damages or Acts of God.

A more extended, full version of this Limited Warranty with all clauses and rights can be found at <https://legal.athom.com>.

Regulatory Compliance Information

FCC Compliance Statement

This device complies with part 15 of the FCC Rules. Operation is subject to the following two conditions: (1) This device may not cause harmful interference, and (2) this device must accept any interference received, including interference that may cause undesired operation.

This equipment has been tested and found to comply with the limits for a Class B digital device, pursuant to part 15 of the FCC Rules. These limits are designed to provide reasonable protection against harmful interference in a

residential installation.

This equipment generates, uses, and can radiate radio frequency energy and, if not installed and used in accordance with the instructions, may cause harmful interference to radio communications. However, there is no guarantee that interference will not occur in a particular installation.

If this equipment does cause harmful interference to radio or television reception, which can be determined by turning the equipment off and on, the user is encouraged to try to correct the interference by one or more of the following measures:

- Reorient or relocate the receiving antenna.
- Increase the separation between the equipment and receiver.
- Connect the equipment to an outlet on a circuit different from that to which the receiver is connected.
- Consult the dealer or an experienced radio/ TV technician for help.

Important: Changes or modifications to this product not authorized by Athom could void the electromagnetic compatibility (EMC) and wireless radio compliance and negate your authority to operate the product.

RF exposure information

This equipment complies with FCC radiation exposure limits set forth for an uncontrolled environment. In order to avoid the possibility of exceeding the FCC radio frequency exposure limits, human proximity to the antenna shall not be less than 20cm during normal operation.

This product has demonstrated EMC compliance under conditions that included the use of compliant peripheral devices and properly shielded cables between system components. It is important that you use compliant peripheral devices and properly shielded cables between system components to reduce the possibility of causing interference to radios, televisions, and other electronic devices. This product was tested for EMC compliance under conditions that included the use of compliant peripheral devices of several brands.

Contact information

Athom B.V.
Rijtersbleek-Zandvoort 10
7521BE, Enschede, NL
<https://homey.app/contact>

Country	Certification number
Canada	IC ID: 25905-HY0016
United States (Including Puerto Rico)	FCC ID: 2AVQ6-HY0016

Canadian Compliance Statement

This device complies with Innovation, Science and Economic Development Canada license-exempt RSS standard(s). Operation is subject to the following two conditions: (1) this device may not cause interference, and (2) this device must accept any interference, including interference that may cause undesired operation of the device.

Le présent appareil est conforme aux CNR d'Innovation, Sciences et Développement économique applicables aux appareils radio exempts de licence. L'exploitation est autorisée aux deux conditions suivantes: (1) l'appareil ne doit pas produire de brouillage, et (2) l'utilisateur de l'appareil doit accepter tout brouillage radioélectrique subi, même si le brouillage est susceptible d'en compromettre le fonctionnement.

CAN ICES-3 (B)/NMB-3(B)

EU Compliance Statement

EN Hereby, Athom B.V. declares that the radio equipment is in compliance with Directive 2014/53/EU.

The full text of the EU declaration of conformity is available at the following internet address: <https://legal.athom.com>.

FR Athom B.V. déclare par la présente que ce dispositif sans fil est conforme à la Directive 2014/53/UE.

Une copie de la déclaration de conformité UE est disponible à l'adresse <https://legal.athom.com>.

DE Hiermit erklärt B.V., dass sich dieses drahtlose Gerät in Übereinstimmung mit der Richtlinie 2014/53/EU befindet.

Eine Kopie der EU-Konformitätserklärung ist unter <https://legal.athom.com> verfügbar.

IT Athom B.V. dichiara che questo dispositivo wireless è conforme alla Direttiva 2014/53/UE.

Una copia della dichiarazione di conformità è disponibile all'indirizzo <https://legal.athom.com>.

ES Por medio de la presente, Athom B.V. declara que este dispositivo inalámbrico cumple con la Directiva 2014/53/UE

La declaración de conformidad de la UE puede consultarse en la página web <https://legal.athom.com>.

© 2020 Athom Holding B.V., Athom B.V. and/or its affiliates. Homey is a brand name of Athom Holding B.V.



Specifications

Electrical Rating: 5.0V --- 1.0 A

Included accessories

- Power supply: 110-230V AC to 5V 1A DC USB
- Cable: 1.5m, USB-A to Micro USB-B

Radio Technology Specifications EU

Frequency	Maximum Power
433.4 - 434 MHz (device class 1.5)	< 3 mW
868.4 - 869 MHz (Z-Wave)	< 1 mW
2.400 - 2.484 GHz	< 125 mW

Radio Technology Specifications US

Frequency	Maximum Power
908.42 MHz (Z-Wave)	< 1 mW
2.400 - 2.474 GHz	< 125 mW



<https://setup.homey.app>