

经济合作与发展组织 负责任商业行为 在线课程

操作指南



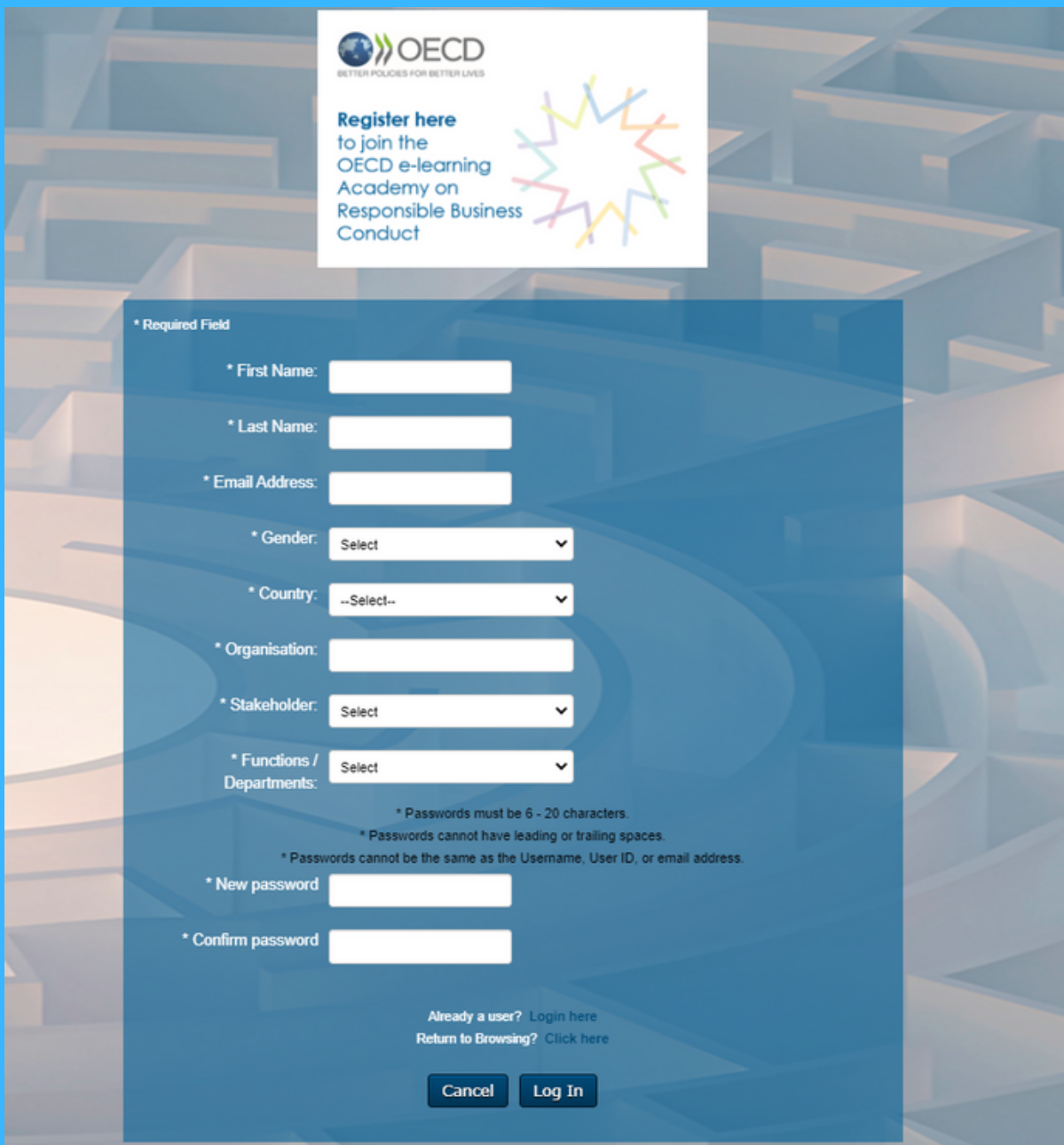
1

注册

点击下方链接，进入经济合作与发展组织（OECD）在线课堂，来到负责任商业行为（RBC）课程。点击“登录”按钮并完成注册流程。



<https://oecd.csod.com/selfreg/register.aspx?c=elearning-rbc-responsible-business-conduct>



The screenshot shows the registration page for the OECD e-learning Academy on Responsible Business Conduct. At the top, the OECD logo is displayed with the tagline "BETTER POLICIES FOR BETTER LIVES". Below the logo, the text reads: "Register here to join the OECD e-learning Academy on Responsible Business Conduct". A colorful circular graphic of stylized human figures is positioned to the right of the text.

The registration form is titled "* Required Field" and includes the following fields:

- * First Name:
- * Last Name:
- * Email Address:
- * Gender:
- * Country:
- * Organisation:
- * Stakeholder:
- * Functions / Departments:
- * New password:
- * Confirm password:

Below the form, there are three password requirements:

- * Passwords must be 6 - 20 characters.
- * Passwords cannot have leading or trailing spaces.
- * Passwords cannot be the same as the Username, User ID, or email address.

At the bottom of the form, there are two links: "Already a user? [Login here](#)" and "Return to Browsing? [Click here](#)". Below these links are two buttons: "Cancel" and "Log In".

Already a user? [Log in here.](#)

2

登录



完成注册后，您将会收到由noreply_OECDe-learning@csod.com发送的确认邮件。该邮件可能被系统误判为垃圾邮件，所以您可能需要查看垃圾邮箱。

点击确认邮件中的链接，使用在注册页设置的邮件地址和密码登录系统。

Cornerstone

john.doe@oecd.org

● ● ● ● ● ● ● ● ● ●

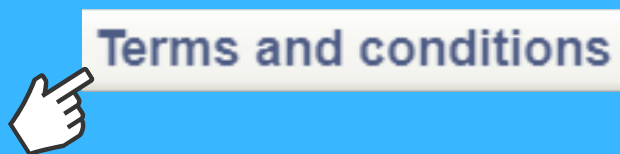
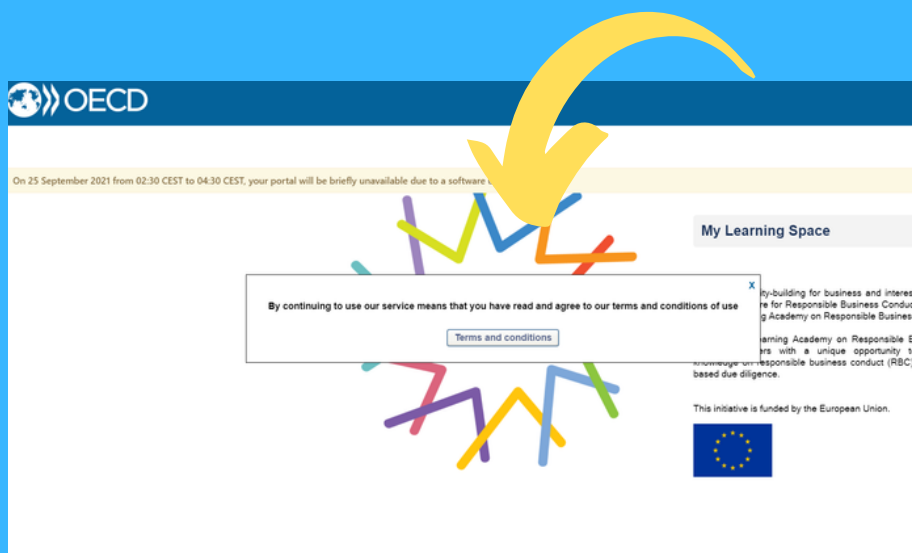
Login

| Forgot Password?

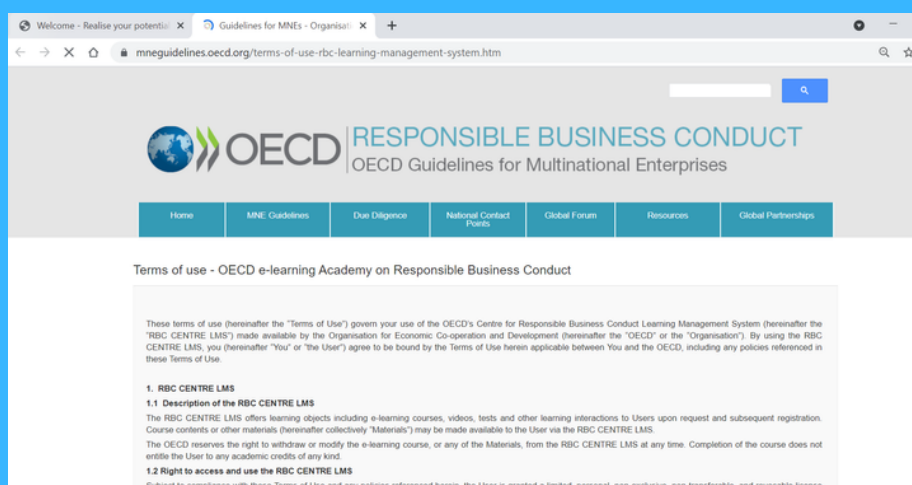
如果忘记密码，请点击“忘记密码”。输入注册时使用的邮件地址并点击“提交”后，系统会向您的邮箱发送重置密码的链接。注意：该链接有效期仅为48小时。此外，由于常有系统误判的现象，如果您未在收件箱找到该邮件，还请查看垃圾邮箱。

3 使用条款

登录系统后，您将来到在线学习的主界面，系统弹窗将显示使用条款。



您可以点击链接并在新窗口中阅读有关使用条款的更多信息，或是点击X按钮并继续浏览主界面内容。



关闭使用条款窗口，系统将跳转回在线学习主界面。

4 进入学习空间

A screenshot of the OECD E-learning Academy website. The header features the OECD logo and a hamburger menu icon. A large yellow arrow points from the top right towards the 'My Learning Space' button. The main content area includes a colorful circular graphic of stylized human figures, a 'My Learning Space' button, and text describing the academy's mission and funding by the European Union. A small European Union flag is visible at the bottom right of the content area.

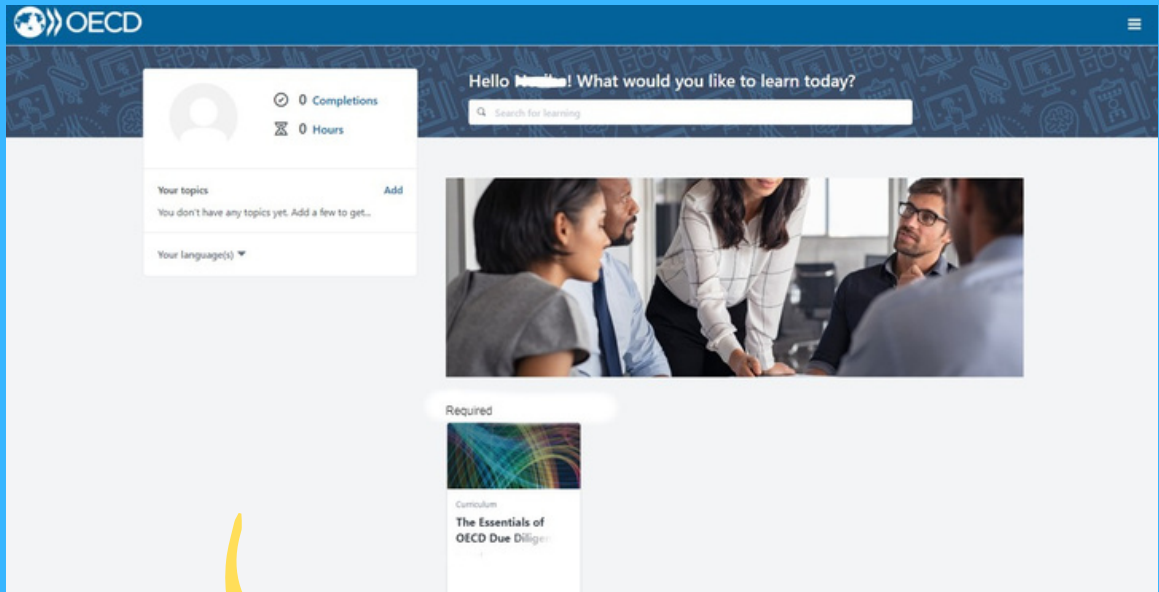
点击“我的学习空间”开始学习。



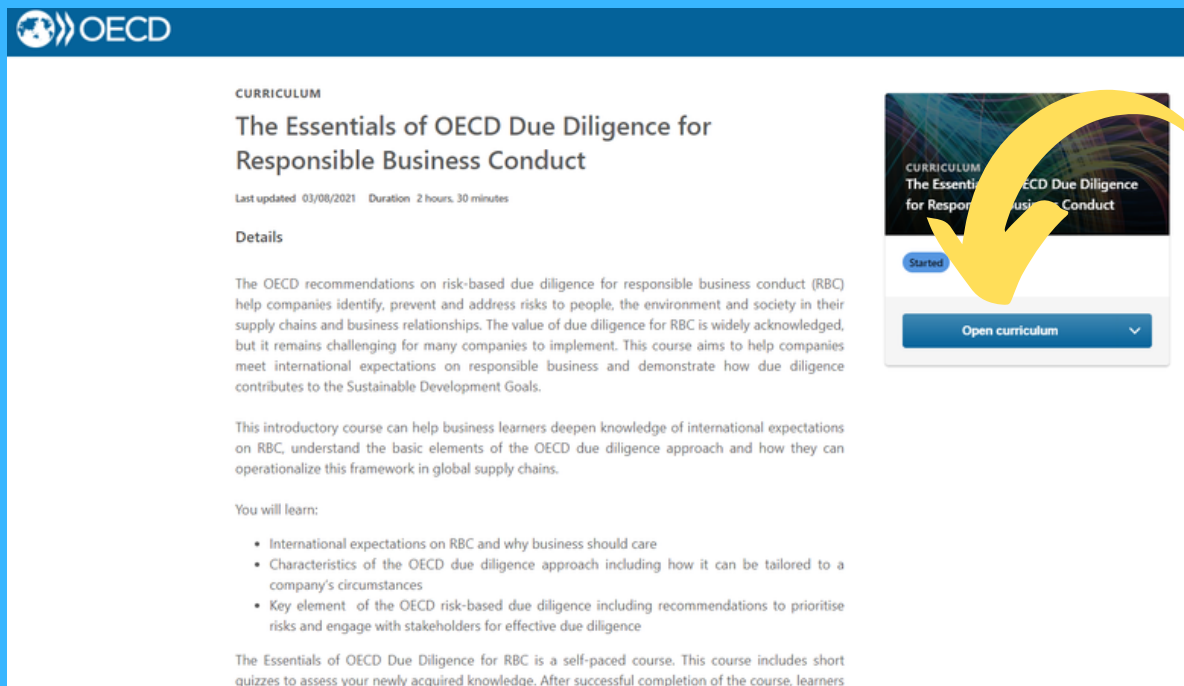
5

选择课程

从学习空间提供的选项中选择一门课程。



6 开始学习



The screenshot shows the OECD course page for "The Essentials of OECD Due Diligence for Responsible Business Conduct". The page includes the OECD logo, the course title, and a "Details" section. A yellow arrow points to the "Open curriculum" button in the right-hand sidebar.

CURRICULUM

The Essentials of OECD Due Diligence for Responsible Business Conduct

Last updated 03/08/2021 Duration 2 hours, 30 minutes

Details

The OECD recommendations on risk-based due diligence for responsible business conduct (RBC) help companies identify, prevent and address risks to people, the environment and society in their supply chains and business relationships. The value of due diligence for RBC is widely acknowledged, but it remains challenging for many companies to implement. This course aims to help companies meet international expectations on responsible business and demonstrate how due diligence contributes to the Sustainable Development Goals.

This introductory course can help business learners deepen knowledge of international expectations on RBC, understand the basic elements of the OECD due diligence approach and how they can operationalize this framework in global supply chains.

You will learn:

- International expectations on RBC and why business should care
- Characteristics of the OECD due diligence approach including how it can be tailored to a company's circumstances
- Key element of the OECD risk-based due diligence including recommendations to prioritise risks and engage with stakeholders for effective due diligence

The Essentials of OECD Due Diligence for RBC is a self-paced course. This course includes short quizzes to assess your newly acquired knowledge. After successful completion of the course, learners

Open curriculum

单击“打开课程”开始课程

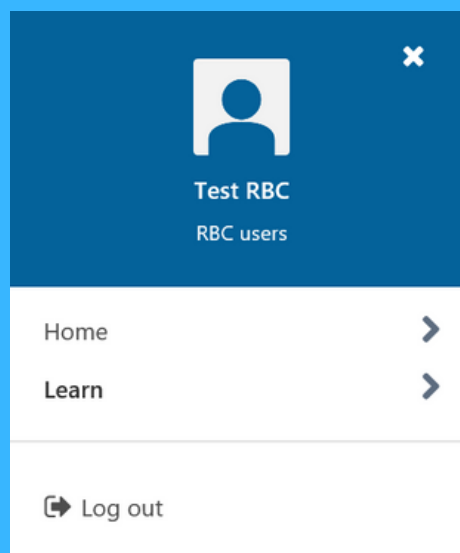


7 导航面板

通过“导航面板”，您能访问网站的各个板块。想要访问“导航面板”，请单击屏幕右上角的三条横线。



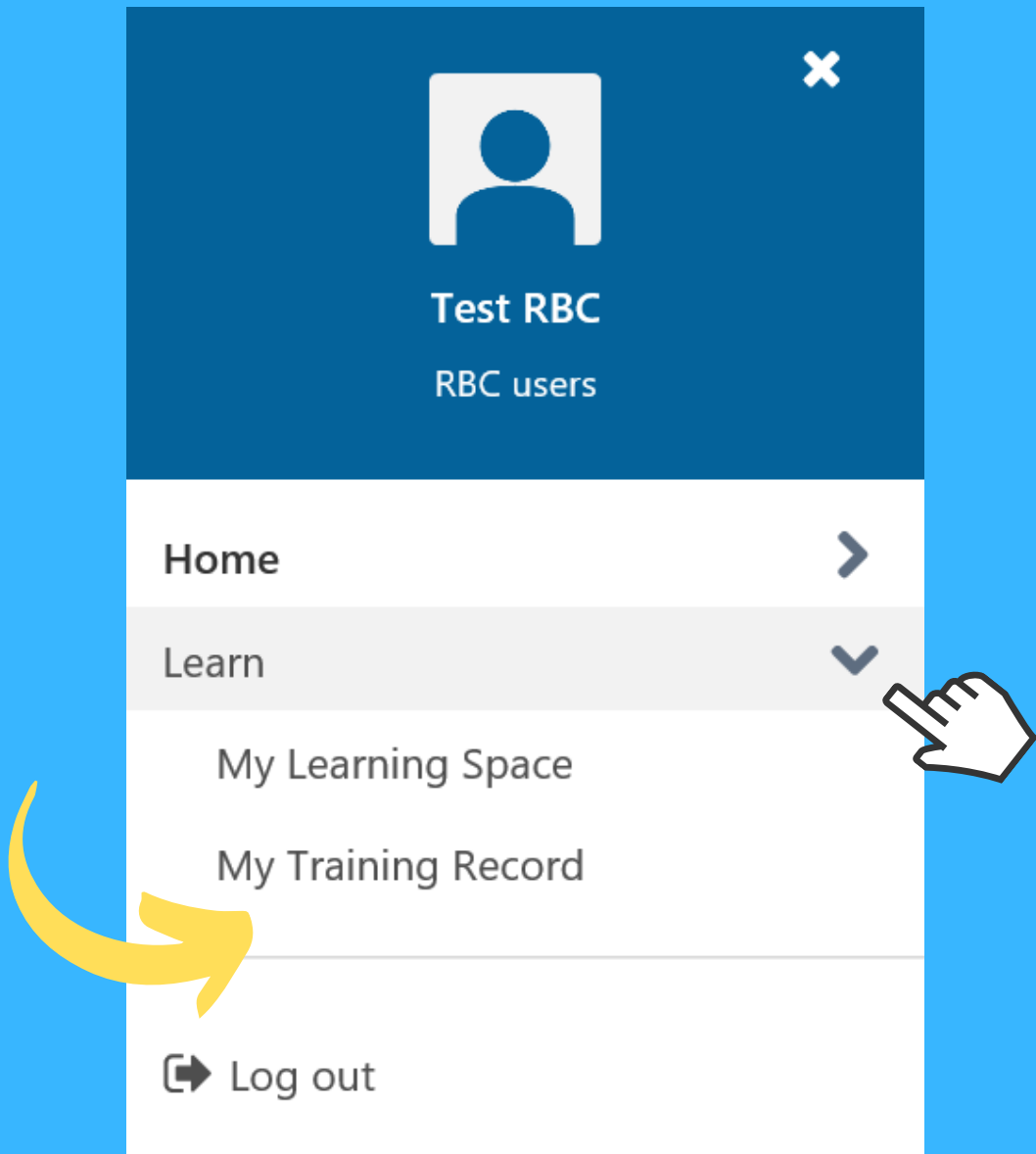
导航面板下有两个类别：“主页”和“学习”。“主页”里有各类技术支持，“学习”界面记录学习进度。



8

了解学习进度

点击“学习”界面中“我的学习进度”，您在这里就能看到自己正在学习或已经完成的课程。

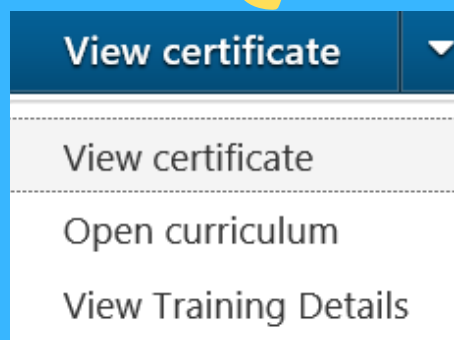


9 查看结业证书，温习已学课程

若是想要查看自己的结业证书或是温习已经学过的课程，仅需打开“我的学习进度”界面，在下拉菜单中选择“已激活”类别下的“已完成”即可。



点击“查看证书”就能查看您的结业证书，您也可以在下拉菜单中点击“打开课程”，从而重新访问已经完成的课程。





The Essentials of OECD Due Diligence for Responsible Business Conduct
Completed: 03/08/2021 Status: Completed

10 退出系统

完成学习后，打开“导航面板”并选择“注销”即可。

