

CEPEJ Study on the judicial systems in the EU Member States - Country fiche

Judiciary at a glance in Cyprus

(2022 data)

General data

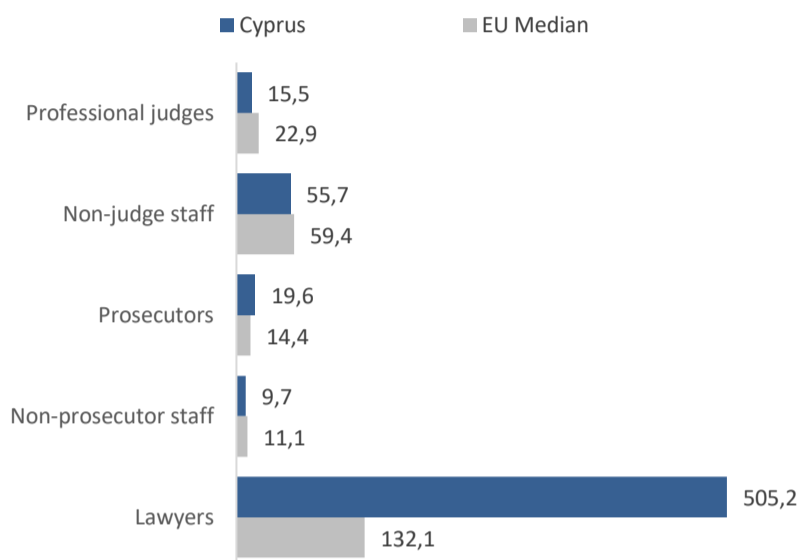
Population: 920 701

GDP per capita: 27 777 €

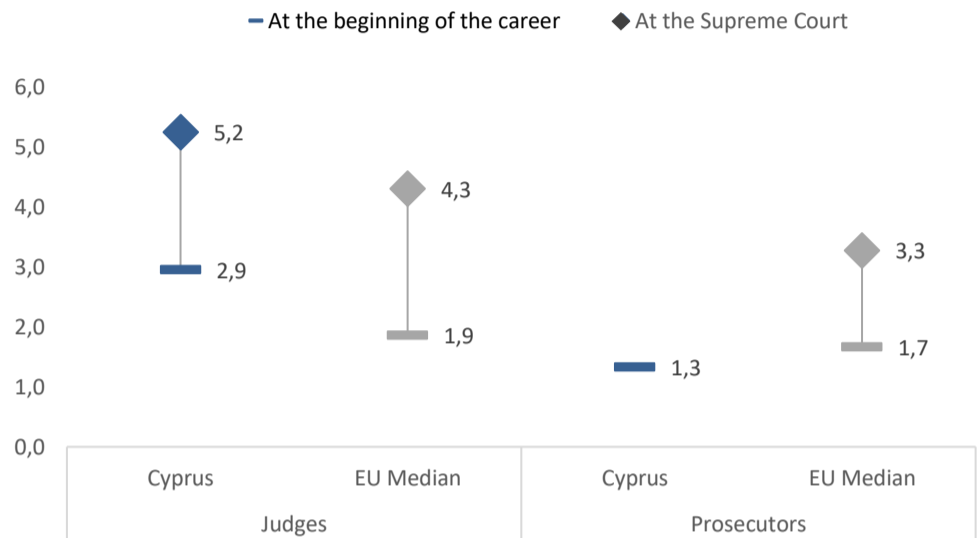
Average annual salary: 26 424 €

Professionals

Judicial professionals per 100 000 inhabitants

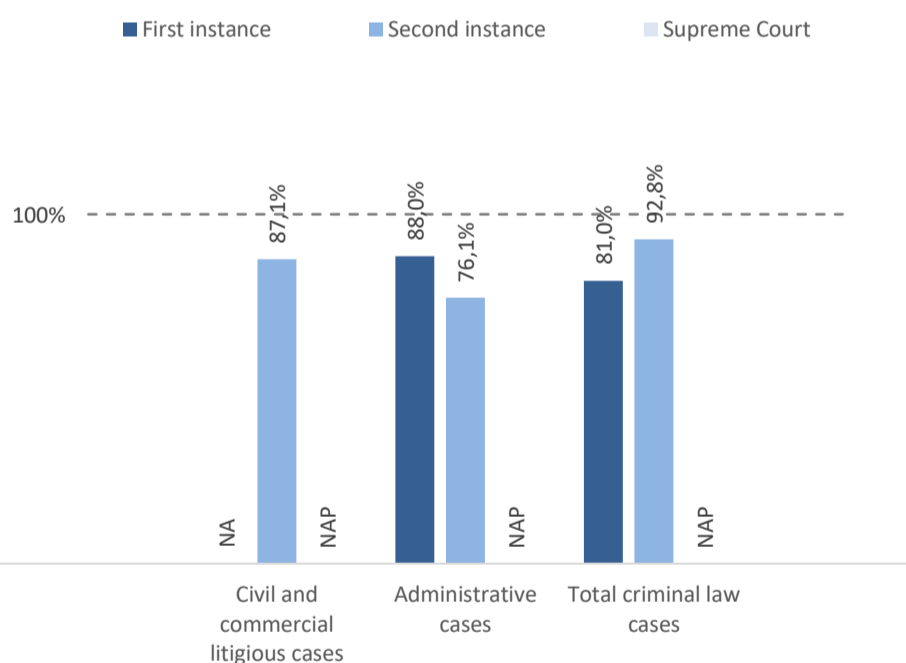


Gross salaries of judges and prosecutors vs average annual salary in 2022

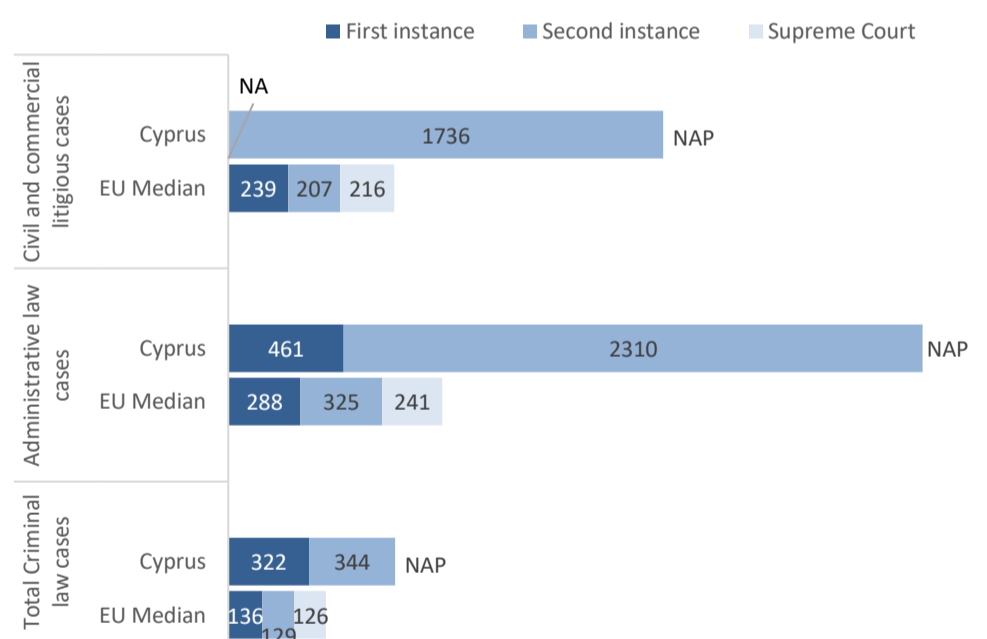


Efficiency

Clearance Rate by instance and by matter in 2022 (%)

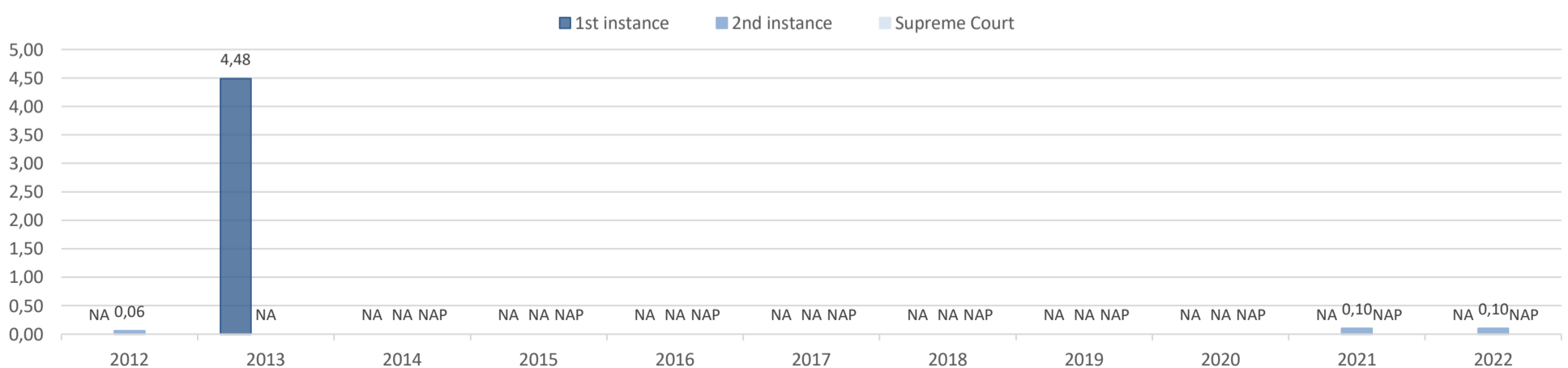


Disposition Time by instance and by matter in 2022 (days)



Incoming cases per 100 inhabitants

Incoming Civil (and commercial) litigious cases per 100 inhabitants*



* Please note that the Supreme Court data prior to 2014 were not collected.

CEPEJ (2023) 17rev part 2 - Cyprus

Synthesis table for the main indicators for:

Cyprus

Economic and demographic data	2012	2013	2014	2015	2016	2017	2018	2019	2020	2021	2022	Trend 2012-2022	Variations	
													2012-2022	2021-2022
Population	865 900	858 000	858 000	848 300	848 300	854 800	875 900	888 000	896 000	904 700	920 701		6,3%	1,8%
GDP per capita	20 512	19 033	20 454	20 931	21 282	22 770	24 633	25 270	23 397	23 436	27 777		35,4%	18,5%
Exchange rate (local currency needed to obtain 1€)	NAP	NAP	NAP	NAP	NAP	NAP	NAP	NAP	NAP	NAP	NAP		NAP	NAP
Average annual salary							22 896	23 742	24 882	25 116	26 424			5,2%
Resources per 100 000 inh.	2012	2013	2014	2015	2016	2017	2018	2019	2020	2021	2022	Trend 2012-2022	2012-2022	2021-2022
Professional judges	11,90	11,77	11,31	13,32	13,08	13,92	13,47	12,95	14,06	14,26	15,53		30,6%	8,9%
Non-judge staff	48,97	49,77	52,21	49,98	51,51	51,59	48,75	53,49	50,11	54,82	55,72		13,8%	1,6%
Public prosecutors									15,29	16,14	19,55			21,1%
Non-prosecutors staff									8,15	8,62	9,67			12,1%
Lawyers	295,42	337,53	362,94	378,17	424,97	443,73	458,04	473,99	476,90	483,81	505,16		71,0%	4,4%
Mediators	NA	NA	NA	NA	NA	NA	NA	NA	NA	NA	NA		NA	NA
First instance incoming cases per 100 inhab.	2012	2013	2014	2015	2016	2017	2018	2019	2020	2021	2022	Trends 2012-2021	2012-2022	2021-2022
Civil and commercial litigious cases	NA	4,48	NA	NA	NA	NA	NA	NA	NA	NA	NA		NA	NA
Administrative law cases	0,24	0,78	0,19	0,20	0,18	0,22	0,22	0,21	0,32	1,19	1,26		419,2%	5,2%
Total criminal law cases									6,62	6,29	8,88			41,2%
First instance performance indicators (Clearance Rate)	2012	2013	2014	2015	2016	2017	2018	2019	2020	2021	2022	Trends 2012-2021	2012-2022 (percentage points)	2021-2022 (percentage points)
CR civil and commercial litigious cases	NA	78%	NA	NA	NA	NA	NA	NA	NA	NA	NA		NA	NA
CR administrative law cases	74%	58%	103%	120%	113%	74%	219%	170%	84%	46%	88%		14,00	42,11
CR total criminal law cases									95%	112%	81%			-30,74
First instance performance indicators (Disposition Time)	2012	2013	2014	2015	2016	2017	2018	2019	2020	2021	2022	Trend 2012-2022	2012-2022	2021-2022
DT civil and commercial litigious cases (days)	NA	638	NA	NA	NA	NA	NA	NA	NA	NA	NA		NA	NA
DT administrative law cases (days)	1 270	775	1 775	1 391	1 582	2 162	487	495	863	844	461		-63,7%	-45,4%
DT total criminal law cases (days)									317	246	322			30,8%
First instance pending cases per 100 inhab. on 31 dec.	2012	2013	2014	2015	2016	2017	2018	2019	2020	2021	2022	Trend 2012-2022	2012-2022	2021-2022
Civil and commercial litigious cases	NA	6,13	NA	NA	NA	NA	NA	NA	NA	NA	NA		NA	NA
Administrative law cases	0,62	0,95	0,94	0,91	0,89	0,94	0,65	0,49	0,63	1,27	1,40		47,3%	10,2%
Total criminal law cases									5,45	4,74	6,34			33,8%

Second instance performance indicators (Clearance Rate)	2012	2013	2014	2015	2016	2017	2018	2019	2020	2021	2022	Trend 2012-2022	2012-2022 (percentage points)	2021-2022 (percentage points)
CR civil and commercial litigious cases				NA	NA	NA	NA	NA	NA	100%	87%			-13,34
CR administrative law cases				89%	190%	140%	84%	88%	69%	60%	76%			16,43
CR total criminal law cases									108%	106%	93%			-12,92
Second instance performance indicators (Disposition Time)	2012	2013	2014	2015	2016	2017	2018	2019	2020	2021	2022	Trend 2012-2022	2012-2022	2021-2022
DT civil and commercial litigious cases (days)				NA	NA	NA	NA	NA	NA	1 481	1 736			17,2%
DT administrative law cases (days)				2 741	2 522	1 975	2 156	1 724	2 688	3 132	2 310			-26,2%
DT total criminal law cases (days)									347	354	344			-3,0%
Supreme court performance indicators (Clearance Rate)	2012	2013	2014	2015	2016	2017	2018	2019	2020	2021	2022	Trend 2012-2022	2012-2022 (percentage points)	2021-2022 (percentage points)
CR civil and commercial litigious cases				NAP	NAP	NAP	NAP	NAP	NAP	NAP	NAP			NAP
CR administrative law cases				NAP	NAP	NAP	NAP	NAP	NAP	NAP	NAP			NAP
CR total criminal law cases									NAP	NAP	NAP			NAP
Supreme court performance indicators (Disposition Time)	2012	2013	2014	2015	2016	2017	2018	2019	2020	2021	2022	Trend 2012-2022	2012-2022	2021-2022
DT civil and commercial litigious cases (days)				NAP	NAP	NAP	NAP	NAP	NAP	NAP	NAP			NAP
DT administrative law cases (days)				NAP	NAP	NAP	NAP	NAP	NAP	NAP	NAP			NAP
DT total criminal law cases (days)									NAP	NAP	NAP			NAP

1. Judicial organisation in Cyprus (2022 data)

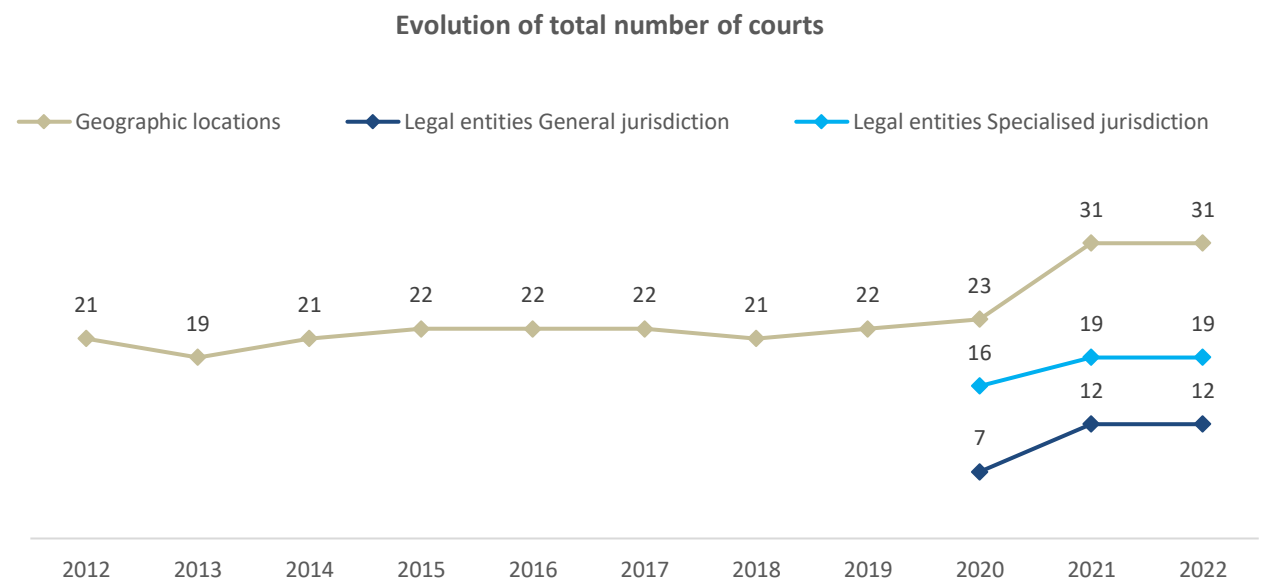
Cyprus has a two-tier system. The Supreme Court is the second and final instance court. All judges of the Supreme Court hear appeals.

According to 2022 data, there are 12 courts of general jurisdiction and 19 specialised courts (legal entities).

The total number of courts as geographic locations is 31.

Evolution of total number of courts

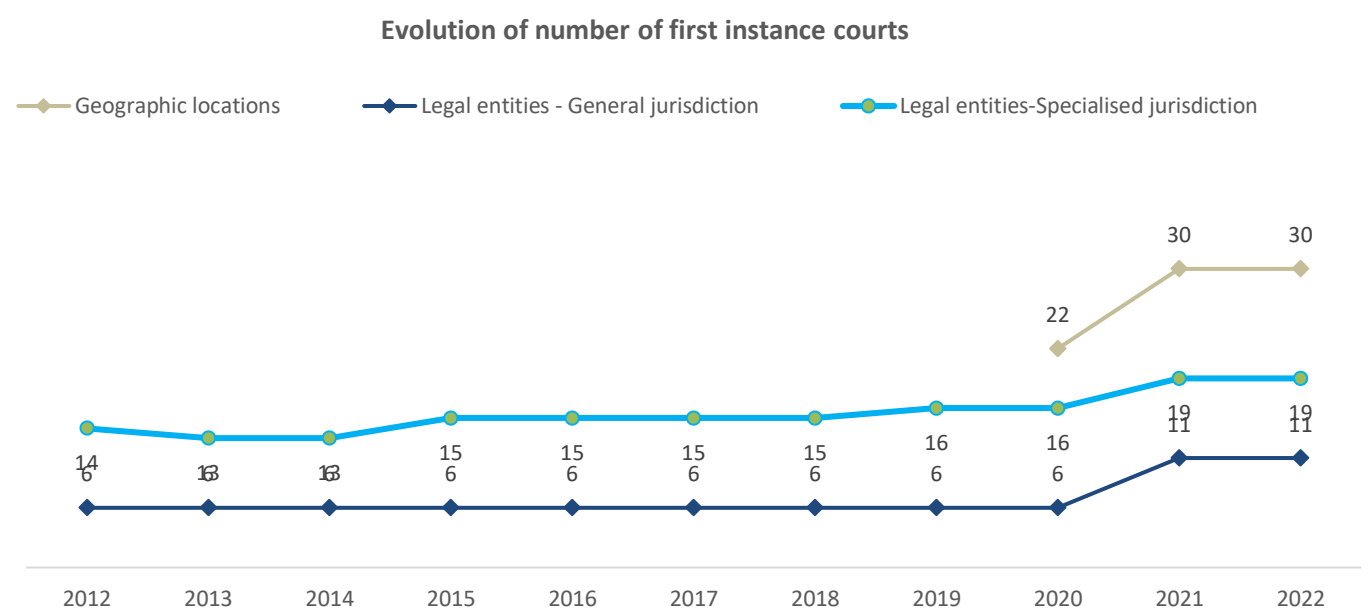
Total number of courts	Geographic locations	Legal entities	
		General jurisdiction	Specialised jurisdiction
2012	21		
2013	19		
2014	21		
2015	22		
2016	22		
2017	22		
2018	21		
2019	22		
2020	23	7	16
2021	31	12	19
2022	31	12	19



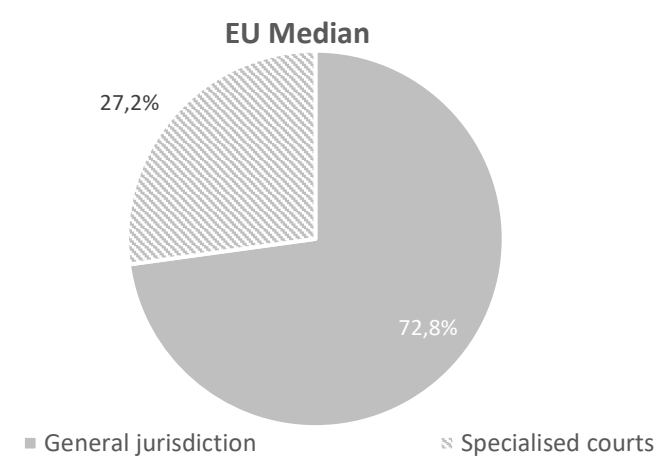
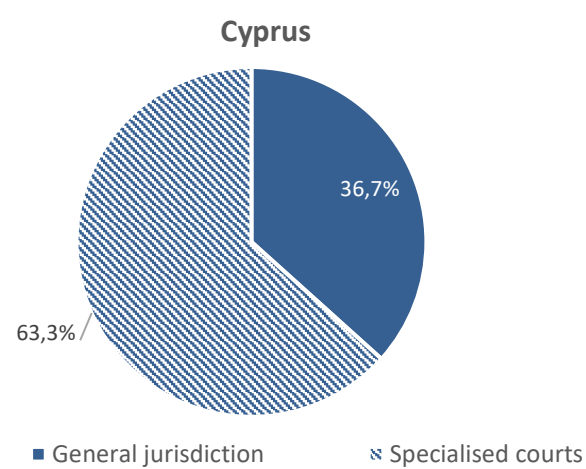
Since 2021, 5 assize courts are counted in the courts of general jurisdiction, instead of the 'Other specialised courts'.

Evolution of number of first instance courts

First instance courts	Geographic locations	Legal entities	
		General jurisdiction	Specialised jurisdiction
2012		6	14
2013		6	13
2014		6	13
2015		6	15
2016		6	15
2017		6	15
2018		6	15
2019		6	16
2020	22	6	16
2021	30	11	19
2022	30	11	19



Distribution of first instance general jurisdiction and specialised courts



The distribution between first instance general jurisdiction courts and first instance specialised courts in Cyprus is 36,7% - 63,3% (distribution tendency in EU: 72,8% - 27,2%).

Specialised Courts

Specialised courts	First instance	Higher instance
Total	19	NAP
Commercial courts (excluded insolvency courts)	NAP	NAP
Insolvency courts	NAP	NAP
Labour courts	4	NAP
Family courts	4	NAP
Rent and tenancies courts	3	NAP
Enforcement of criminal sanctions courts	NAP	NAP
Fight against terrorism, organised crime and corruption	NAP	NAP
Internet related disputes	NAP	NAP
Administrative courts	1	NAP
Insurance and / or social welfare courts	NAP	NAP
Military courts	1	NAP
Juvenile courts	5	NAP
Other specialised courts	1	NAP

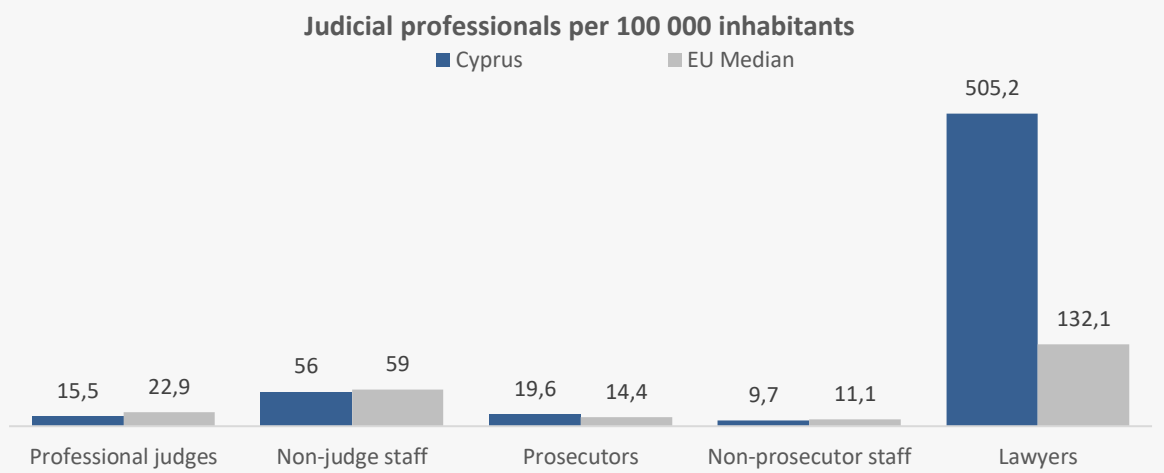
Since 2021, a juvenile court exists in each district of the Republic. Family, Labour and rent control courts are also established in one more district.

2. Professionals of justice in Cyprus (2022 data)

Judicial professionals (summary)

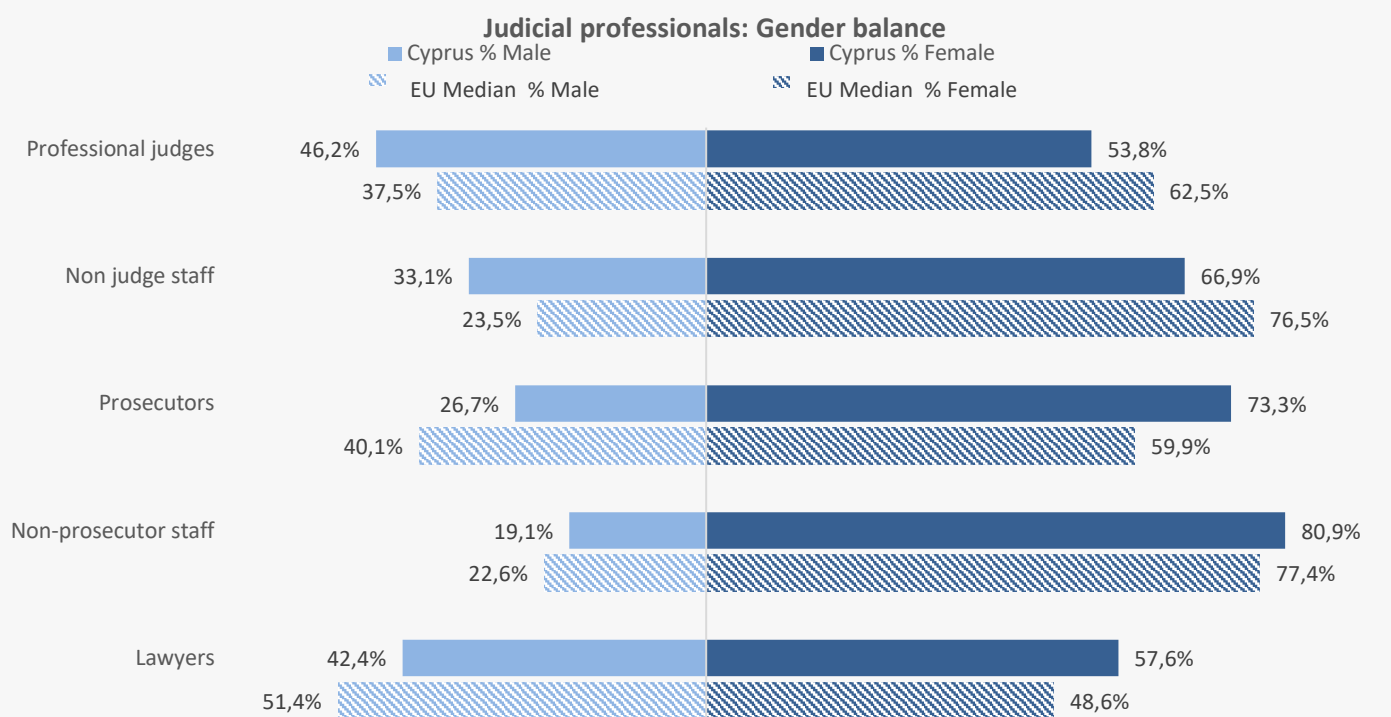
Judicial professionals in absolute number and per 100 000 inhabitants

	Absolute number	Per 100 000 inhabitants	EU Median
Professional judges	143	15,5	22,9
Non-judge staff	513	56	59
Prosecutors	180	19,6	14,4
Non-prosecutor staff	89	9,7	11,1
Lawyers	4 651	505,2	132,1



Judicial professionals: Gender balance

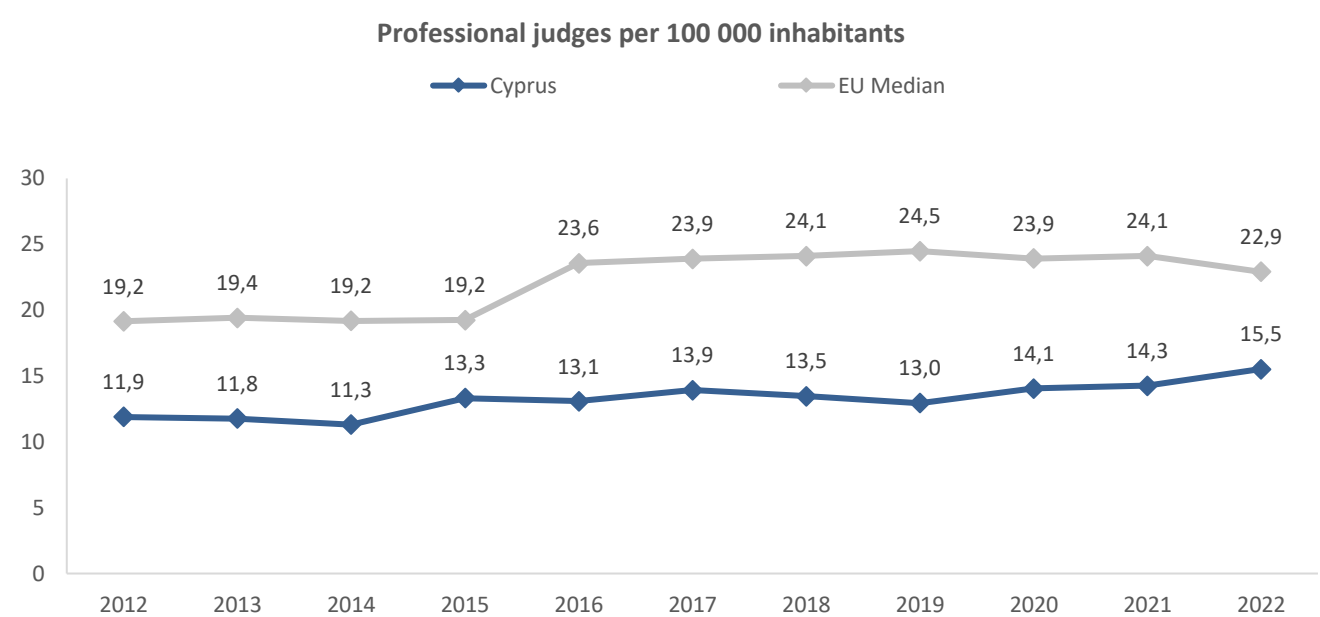
	% Male	% Female
Professional judges	46,2%	53,8%
Non judge staff	33,1%	66,9%
Prosecutors	26,7%	73,3%
Non-prosecutor staff	19,1%	80,9%
Lawyers	42,4%	57,6%



Professional judges

Evolution of the number of professional judges since 2012 (Q46)

Number of professional judges	Absolute Number		Per 100 000 inhabitants	
	Cyprus	EU Median	Cyprus	EU Median
2012	103	19,2	11,9	19,2
2013	101	19,4	11,8	19,4
2014	97	19,2	11,3	19,2
2015	113	19,2	13,3	19,2
2016	111	23,6	13,1	23,6
2017	119	23,9	13,9	23,9
2018	118	24,1	13,5	24,1
2019	115	24,5	13,0	24,5
2020	126	23,9	14,1	23,9
2021	129	24,1	14,3	24,1
2022	143	22,9	15,5	22,9

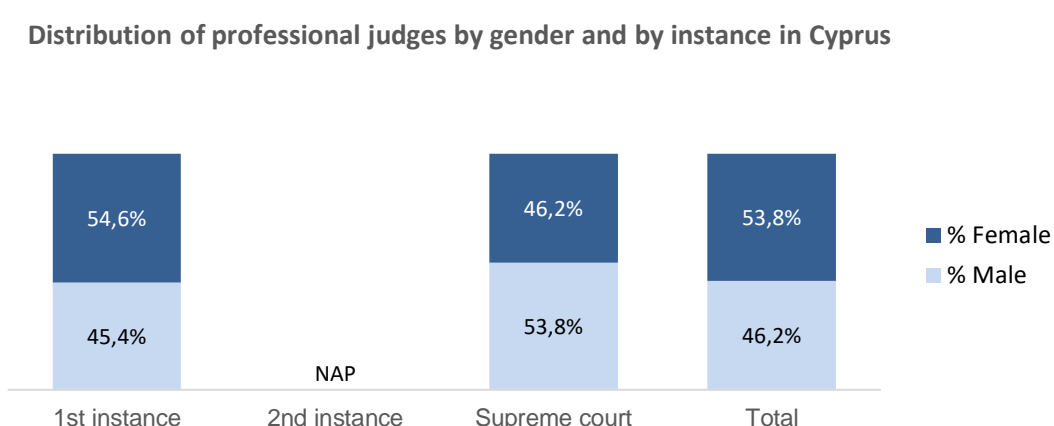
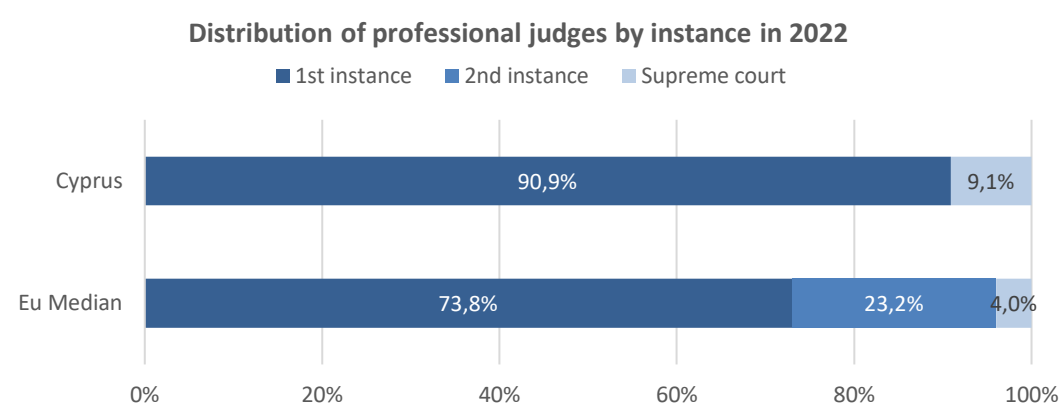


According to 2022 data, the total number of professional judges sitting in courts (all instances) in Cyprus is 143, which is 10,9% more than in previous cycle.

More precisely, in Cyprus, there are 15,53 professional judges per 100 000 inhabitants (this figure is well below the EU median of 22,92 judges per 100 000 inhabitants).

Absolute number of professional judges by instance and gender

Professional judges 2022	Total	Distribution by instance	Male	Female	% Male	% Female
1st instance	130	90,9%	59	71	45,4%	54,6%
2nd instance	NAP	NAP	NAP	NAP	NAP	NAP
Supreme court	13	9,1%	7	6	53,8%	46,2%
Total	143		66	77	46,2%	53,8%



In this cycle, the total number of female professional judges (all instances) is 77, which represents 53,8% of the total number of judges.

The total number of judges is distributed among the different judicial instances in the following way: 130 are sitting in first instance courts (of which 71 are female) and 13 are sitting in the Supreme Court (of which 6 are female).

As regards the methodology of presentation of data in respect of the number of judges, it should be mentioned that the Supreme Court is the second and final instance court in Cyprus. All judges of the Supreme Court hear appeals and are counted in the category "Supreme court".

Considering this methodology of presentation of data, Cyprus cannot be fully compared with the EU distribution of professional judges per instance. However, it appears that as for the EU, the number of first instance judges is predominant.

As regards the distribution male/Female, it has to be specified that female judges represent more than half of judges in the first instance (54,6%) but less at Supreme Court level (46,2%).

Absolute number of professional judges by instance and matter

Professional judges 2022	Total	Civil and commercial	Criminal	Administrative	Other
1st instance	130	NA	NA	13	35
2nd instance	NAP	NAP	NAP	NAP	NAP
Supreme court	13	NAP	NAP	NAP	NAP
Total	143	NA	NA	13	35

In Cyprus, the distribution of judges by categories of cases is possible for some categories only as presented in the graph below.

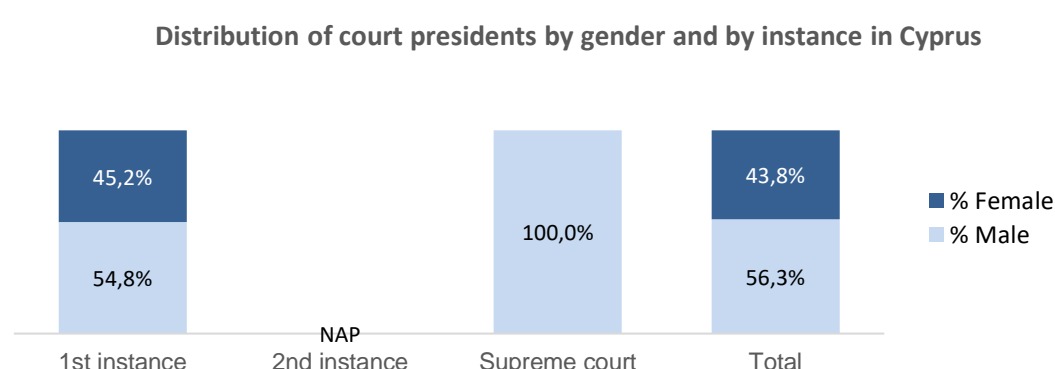
Distribution of professional judges by instance and matter

Distribution of Professional judges by instance and matter 2022	Civil and commercial	Criminal	Administrative	Other
1st instance	NA	NA	10,0%	26,9%
2nd instance	NAP	NAP	NAP	NAP
Supreme court	NAP	NAP	NAP	NAP
Total	NA	NA	9,1%	24,5%

Court presidents

Absolute number of court presidents by instance and gender

Court presidents 2022	Total	Distribution by instance	Male	Female	% Male	% Female
1st instance	31	96,9%	17	14	54,8%	45,2%
2nd instance	NAP	NAP	NAP	NAP	NAP	NAP
Supreme court	1	3,1%	1	0	100,0%	0,0%
Total	32		18	14	56,3%	43,8%



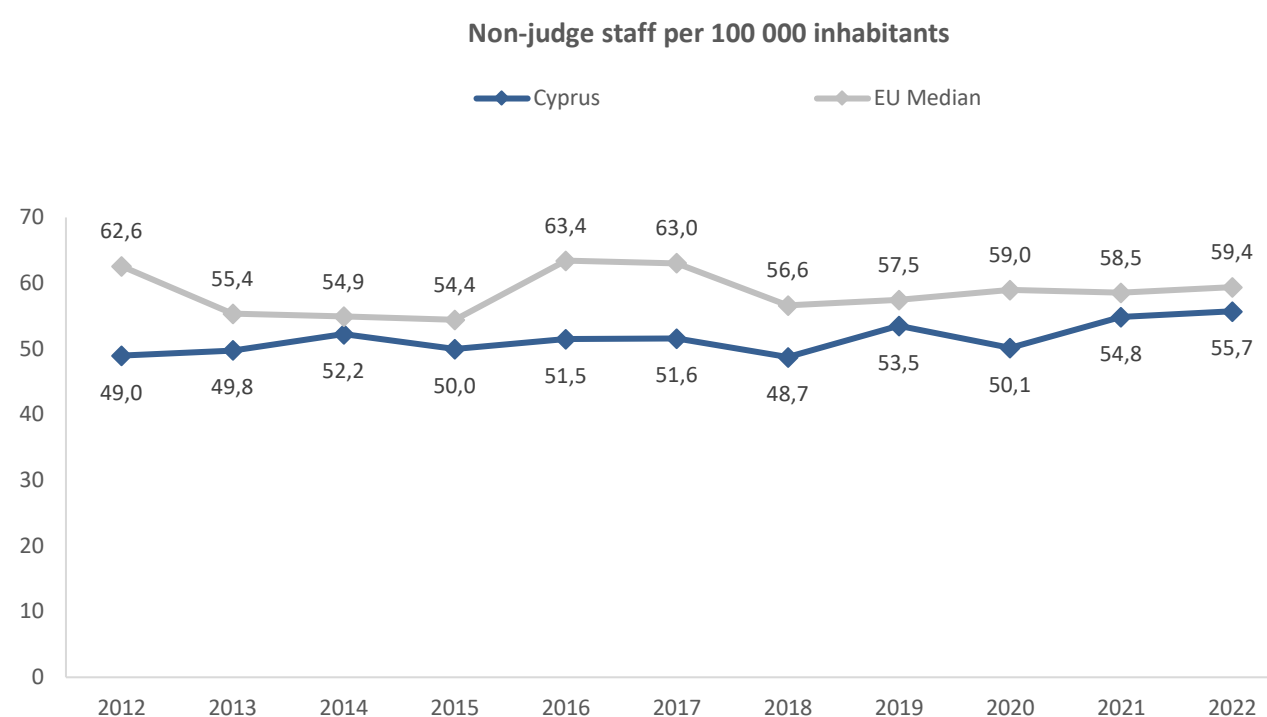
In this cycle, the total number of female court presidents (all instances) is 14, which represents 43,8% of the total number of court presidents.

The total number of court presidents is distributed among the different judicial instances in the following way: 31 are sitting in first instance courts (of which 14 are female) and 1 is sitting in the Supreme Court (who is a male).

District courts can have more than one court president.

Non-judge staff

Number of non-judge staff	Absolute Number	Per 100 000 inhabitants	
	Cyprus	Cyprus	EU Median
2012	424	49,0	62,6
2013	427	49,8	55,4
2014	448	52,2	54,9
2015	424	50,0	54,4
2016	437	51,5	63,4
2017	441	51,6	63,0
2018	427	48,7	56,6
2019	475	53,5	57,5
2020	449	50,1	59,0
2021	496	54,8	58,5
2022	513	55,7	59,4



In 2022, Cyprus has 513 non-judge staff (of which 343 are Female). The total number of non-judge staff in comparison with the previous cycle reveals an increase of 3,4%.

In 2022, the number of non-judge staff per 100 000 inhabitants has increased (from 54,8 in 2021 to 55,7 in 2022).

During the same period, the number of judges per 100 000 inhabitants evolved from 14,3 judges per 100 000 inhabitants in 2021 to 15,5 in 2022.

Number of non-judge staff by category in 2022	Absolute number	in %
Total	513	
Rechtspfleger	NAP	NAP
Non-judge staff assisting the judge	151	29,4%
Staff in charge of administrative tasks	170	33,1%
Technical staff	146	28,5%
Other	46	9,0%

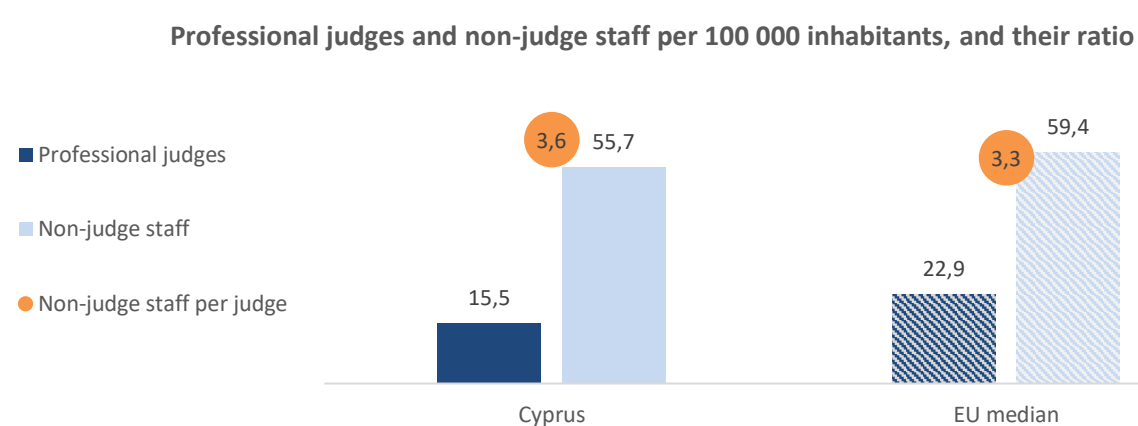
In this cycle, the non-judge staff is broken down as follows:

- 151 non-judge staff whose task is to assist the judges such as registrars (of which 136 are Female);
- 170 staff in charge of different administrative tasks and of the court management (of which 148 are Female);
- 146 technical staff (of which 38 are Female);
- 46 other (of which 21 are Female);

The total number of non-judge staff includes clerical staff and also court bailiffs. In 2022, an increase in the needs of the court led to the appointment of more employees.

Ratio between professional judges and non-judge staff

Per 100 000 inhabitants	Cyprus	EU median
Professional judges	15,5	22,9
Non-judge staff	55,7	59,4
Non-judge staff per judge	3,6	3,3

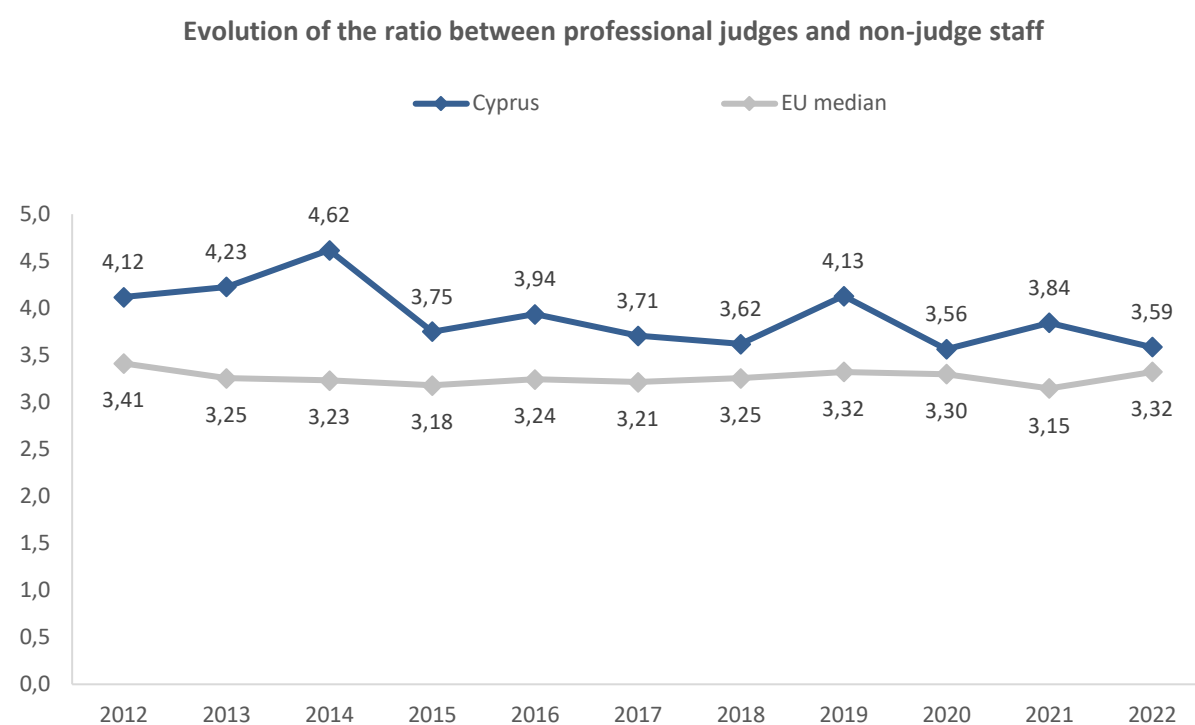


In Cyprus, there are 15,53 professional judges per 100 000 inhabitants (this figure is below the EU median of 22,92 judges per 100 000 inhabitants) and about 3,59 non-judge staff per judge.

There is no significant difference compared with previous cycle when this ratio was at 3,84 non-judge staff per judge.

Evolution of the ratio between professional judges and non-judge staff

Cycle	Judges per 100 000 inh.	Non-judge staff per 100 000 inh.	Ratio between professional judges and non-judge staff	
	Cyprus	Cyprus	Cyprus	EU median
2012	11,9	49,0	4,12	3,41
2013	11,8	49,8	4,23	3,25
2014	11,3	52,2	4,62	3,23
2015	13,3	50,0	3,75	3,18
2016	13,1	51,5	3,94	3,24
2017	13,9	51,6	3,71	3,21
2018	13,5	48,7	3,62	3,25
2019	13,0	53,5	4,13	3,32
2020	14,1	50,1	3,56	3,30
2021	14,3	54,8	3,84	3,15
2022	15,5	55,7	3,59	3,32

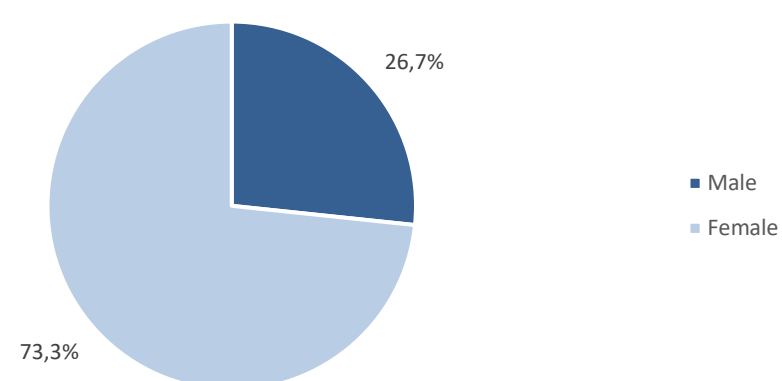


Public prosecutors

Absolute number of public prosecutors by instance and gender

2022	Total	Distribution by instance	Male	Female	Male	Female
1st instance	NAP	NAP	NAP	NAP	NAP	NAP
2nd instance	NAP	NAP	NAP	NAP	NAP	NAP
Supreme court	NAP	NAP	NAP	NAP	NAP	NAP
Total	180		48	132	26,7%	73,3%

Distribution of public prosecutors by instance and gender



In this cycle, the total number of Female prosecutors (all instances) is 132, which represents 73,3% of the total number of prosecutors.

The total number of prosecutors cannot be distributed among the different judicial instances which represents a peculiarity of the Cyprus system.

As regards the distribution male/Female, it has to be specified that female prosecutors represent a majority (73,3%), whereas male prosecutors represent 26,7%.


In 2022, more positions have been filled.

Heads of prosecution services

Absolute number of Heads of prosecution services by instance and gender

Heads of prosecution services 2022	Total	Distribution by instance	Male	Female	% Male	% Female
1st instance	NAP	NAP	NAP	NAP	NA	NAP
2nd instance	NAP	NAP	NAP	NAP	NAP	NAP
Supreme court	NAP	NAP	NAP	NAP	NAP	NAP
Total	10		0	10	0,0%	100,0%

Distribution of Heads of prosecution services by gender and by instance in Cyprus



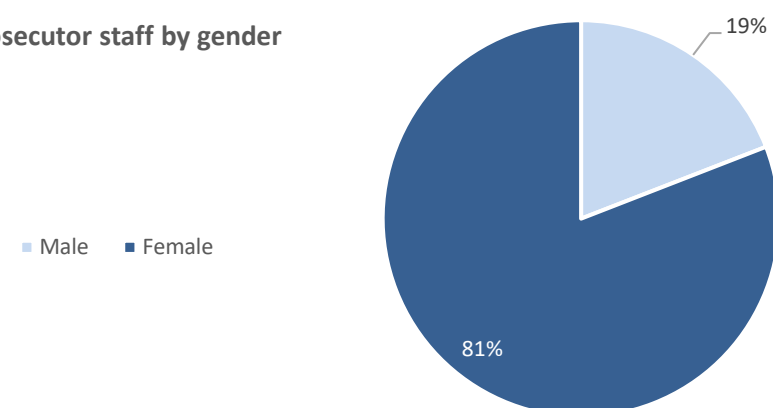
In Cyprus this cycle, all 10 Heads of prosecution services (all instances) are female.

The total number of Heads of prosecution cannot be distributed among the different judicial instances.

Non-prosecutor staff

Non-prosecutor staff	Total	Male	Female
2020	73	15	58
2021	78	15	63
2022	89	17	72

Non-prosecutor staff by gender

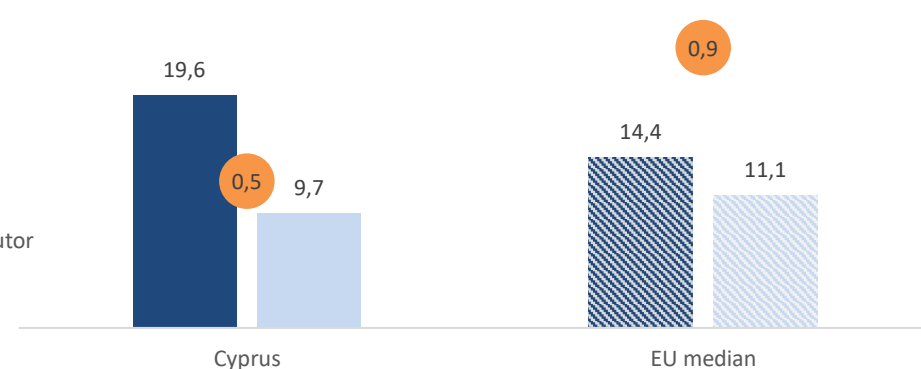


Ratio between non-prosecutor staff and public prosecutors

Public prosecutors and non-prosecutor staff per 100 000 inhabitants, and their ratio

Per 100 000 inhabitants	Cyprus	EU median
Public prosecutors	19,6	14,4
Non-prosecutor staff	9,7	11,1
Non-prosecutor staff per prosecutor	0,5	0,9

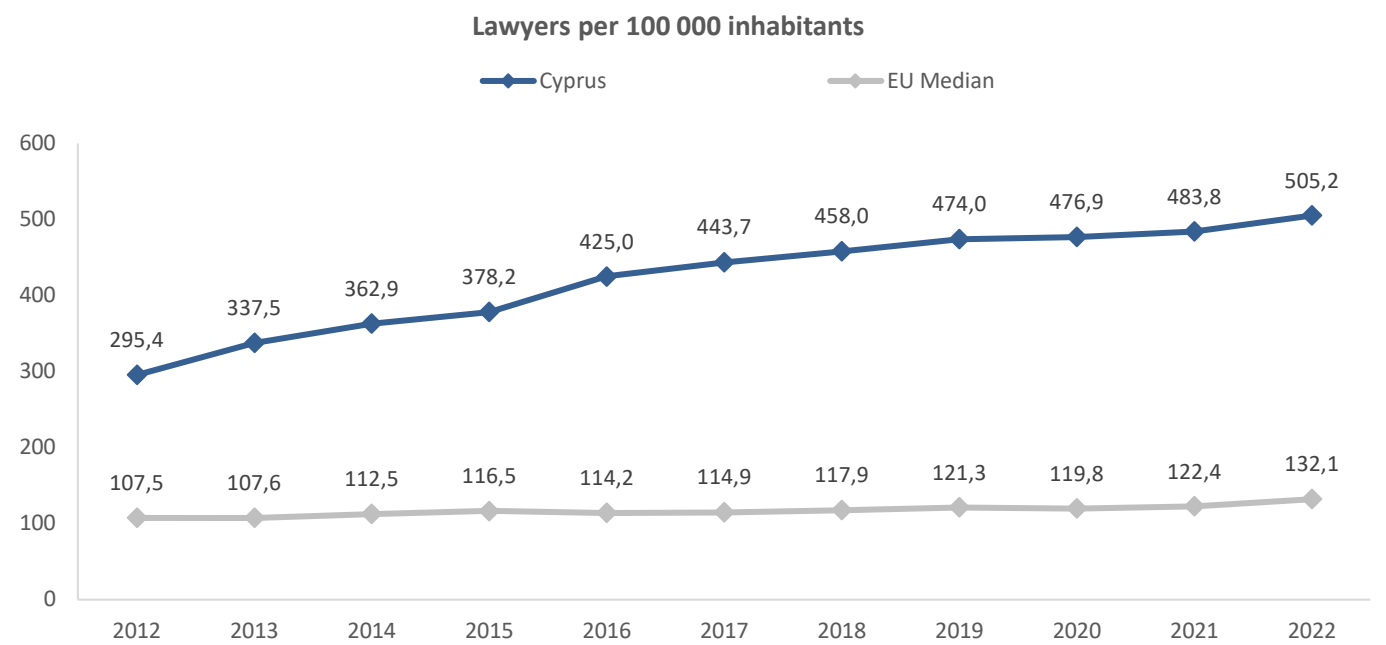
Public prosecutors
Non-prosecutor staff
Non-prosecutor staff per prosecutor



In Cyprus in 2022, the ratio between non-prosecutor staff and prosecutors of 0,5 was slightly below the EU median of 0,9.

Lawyers

Lawyers	Absolute Number	Per 100 000 inhabitants	
	Cyprus	Cyprus	EU Median
2012	2 558	295,4	107,5
2013	2 896	337,5	107,6
2014	3 114	362,9	112,5
2015	3 208	378,2	116,5
2016	3 605	425,0	114,2
2017	3 793	443,7	114,9
2018	4 012	458,0	117,9
2019	4 209	474,0	121,3
2020	4 273	476,9	119,8
2021	4 377	483,8	122,4
2022	4 651	505,2	132,1



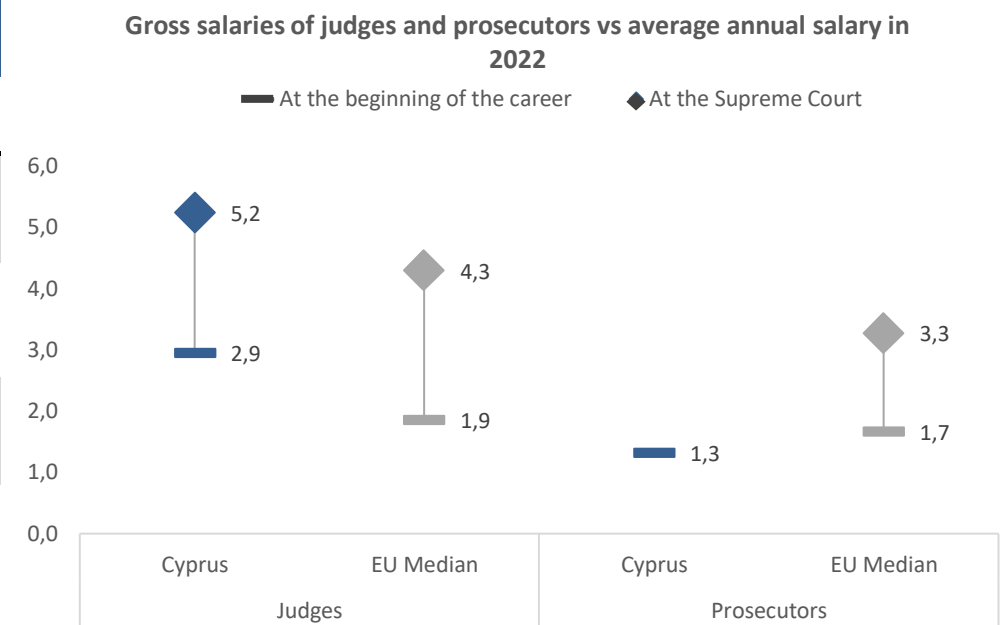
In 2022, there are 4 651 lawyers, which is 6,3% more than in 2021.

There are 2 678 female lawyers which is 58% of the total.

Cyprus has 505,2 lawyers per 100 000 inhabitants, which is significantly above the EU median of 132,1 lawyers per 100 000 inhabitants.

Salaries of professional judges and prosecutors at beginning of a career and at the highest instance

Salaries of professional judges and prosecutors	Average gross annual salary in €	Average net annual salary in €	Ratio with national average annual gross salary	
	Cyprus	Cyprus	Cyprus	EU median
First instance professional judge at the beginning of his/her career	77 916€	56 069€	2,9	1,9
Judge of the Supreme Court or the Highest Appellate Court	138 494€	105 500€	5,2	4,3
Public prosecutor at the beginning of his/her career	35 010€	NA	1,3	1,7
Public prosecutor of the Supreme Court or the Highest Appellate Instance	NAP	NAP	NAP	3,3



In the European Union, the absolute gross salary for a judge at the beginning of career ranges from a minimum of 26 931€ to a maximum of 140 244€.

According to 2022 data, the absolute gross salary of a judge at the beginning of his/her career in Cyprus is 77 916€, which is quite above the EU median of 54 224€ (44% above)

Compared with the annual average salary in the country, the salary for a judge at the beginning of his/her career is 2,9 times higher (the EU median is 1,9).

At the highest level, the range of the EU absolute gross salary for a judge is from 53 144€ to 261 648€. Cyprus's absolute gross salaries for judges at the highest level is 30% above the EU median of 106 533€.

For the public prosecutors, the range for the absolute gross salary at the beginning of career is from a minimum of 24 609€ to a maximum of 96 084€.

In 2022, the absolute gross salary of a public prosecutor at the beginning of his/her career in Cyprus of 35 010€ is rather below the EU median of 48 728€ (-28% below).

Compared with the annual average salary in the country, the salary for a public prosecutors at the beginning of his/her career is 1,3 times higher (the EU median is 1,7).

At the highest level, the minimum absolute gross salary for prosecutors in the European Union is 44 880€ and the maximum is 194 005€.

3. System of compensating users in Cyprus (2022 data)

System for compensating users

2022	Number of requests for compensation	Number of condemnations	Amount paid in compensations
Total	NA	NA	NA
Excessive length of proceedings	NA	NA	NA
Non-execution of court decisions	NAP	NAP	NAP
Wrongful arrest/detention	NAP	NAP	NAP
Wrongful conviction	NAP	NAP	NAP
Other	NAP	NAP	NAP

Year	Number of requests for compensation	Number of condemnations	Amount paid in compensations
2020	NA	NA	NA
2021	NA	NA	NA
2022	NA	NA	NA

4. Performance of courts in Cyprus (2022 data)

• Efficiency indicators

- Clearance Rate (CR) and Disposition Time (DT)

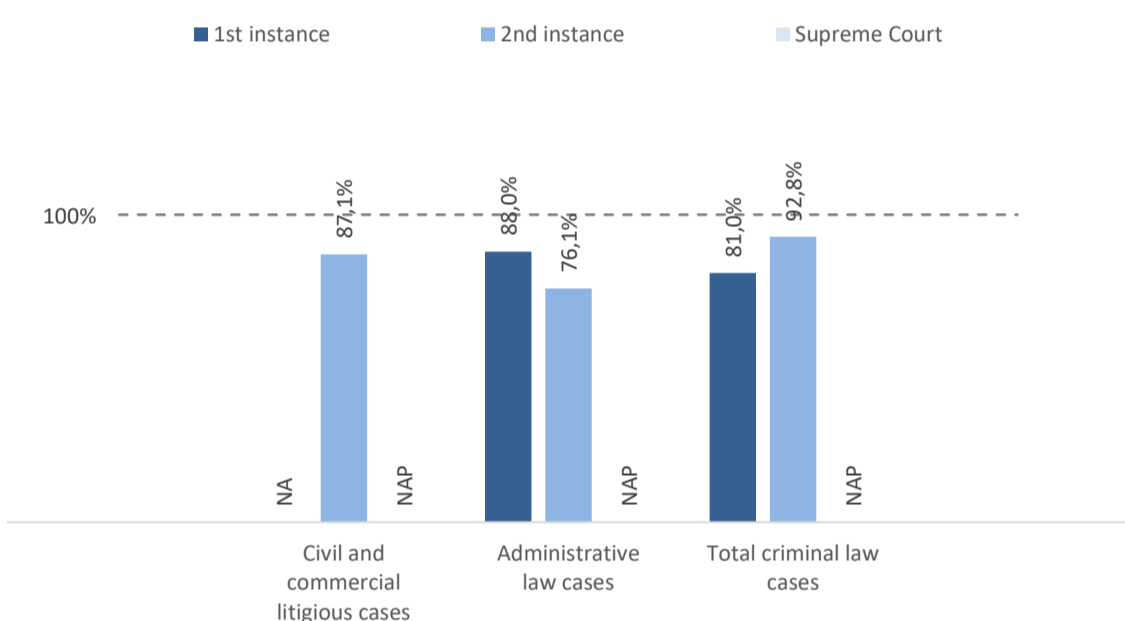
The Clearance Rate shows the capacity of a judicial system to deal with the incoming cases. A Clearance Rate of 100% and higher does not generate backlog.

The Disposition Time determines the estimated number of days necessary for a pending case to be solved in a court.

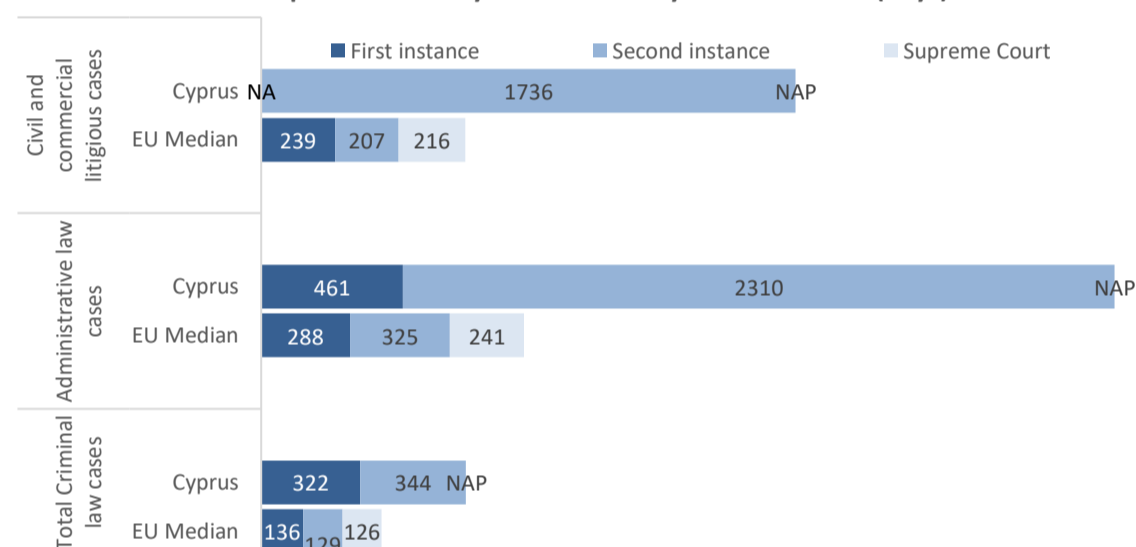
Overall efficiency by instance and by case matter

Overall efficiency by instance and by case matter		Civil and commercial litigious cases		Administrative law cases		Total criminal law cases	
		Cyprus	EU Median	Cyprus	EU Median	Cyprus	EU Median
Clearance Rate (%)	1st instance	NA	100,5%	88,0%	98,8%	81,0%	100,0%
	2nd instance	87,1%	97,1%	76,1%	102,3%	92,8%	99,1%
	Supreme Court	NAP	104,7%	NAP	101,7%	NAP	98,5%
Disposition Time (days)	1st instance	NA	239	461	288	322	136
	2nd instance	1736	207	2310	325	344	129
	Supreme Court	NAP	216	NAP	241	NAP	126

Clearance Rate by instance and by matter in 2022 (%)



Disposition Time by instance and by matter in 2022 (days)



As Cyprus has a two-tier system, the Supreme Court is the appeal and the final instance court. The case flow data of the Supreme Court are included as second instance cases, therefore only two instances will be analysed. Considering this specificity, Cyprus cannot be fully compared with the EU median, for all instances.

From the data available above, in 2022, criminal law cases appear to be resolved the fastest in Cyprus, which is similar to the trend observed in the EU for the reference year. At the same time, first instance administrative law cases seem to take the longest in Cyprus, as it appears also in the EU. However, the disposition times in Cyprus are significantly above the EU median. In all matters, the total length of proceedings in Cyprus is above EU median, especially for administrative law cases as already pointed out.

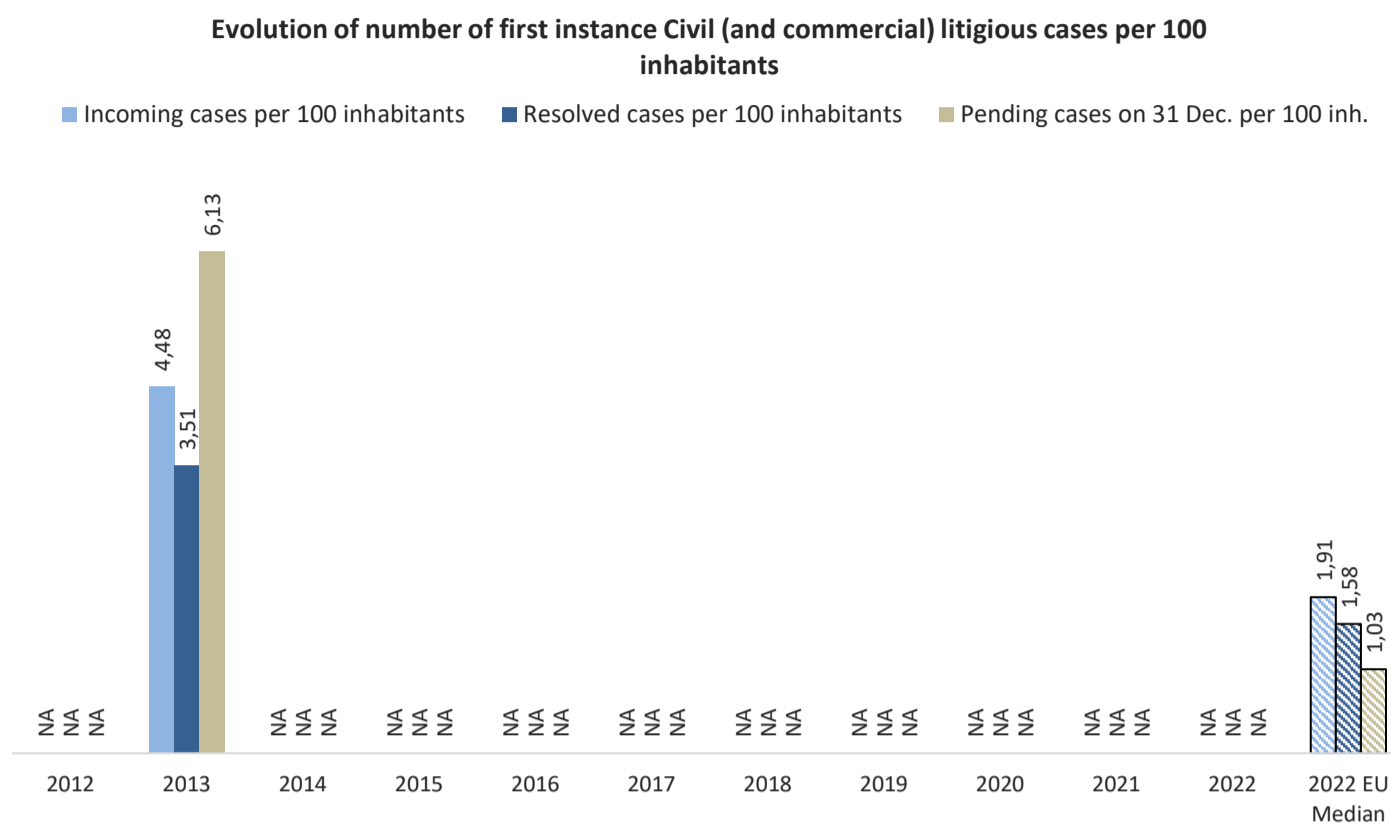
At first instance, courts seem to encounter some difficulties as regards efficiency both in administrative law and criminal law cases, with a Clearance Rate below the 100% threshold. The Disposition time is also higher than the EU median for both types of cases.

In the final instance, the Clearance Rate is below the 100% threshold for all types of cases. The disposition time remains above the EU median for all types of cases, but is significantly higher for civil litigious and administrative law cases.

First instance Civil (and commercial) litigious cases

◦ Incoming, resolved and pending cases

First instance Civil (and commercial) litigious cases	Incoming cases per 100 inhabitants	Resolved cases per 100 inhabitants	Pending cases on 31 Dec. per 100 inh.
2012	NA	NA	NA
2013	4,48	3,51	6,13
2014	NA	NA	NA
2015	NA	NA	NA
2016	NA	NA	NA
2017	NA	NA	NA
2018	NA	NA	NA
2019	NA	NA	NA
2020	NA	NA	NA
2021	NA	NA	NA
2022	NA	NA	NA
2022 EU Median	1,91	1,58	1,03

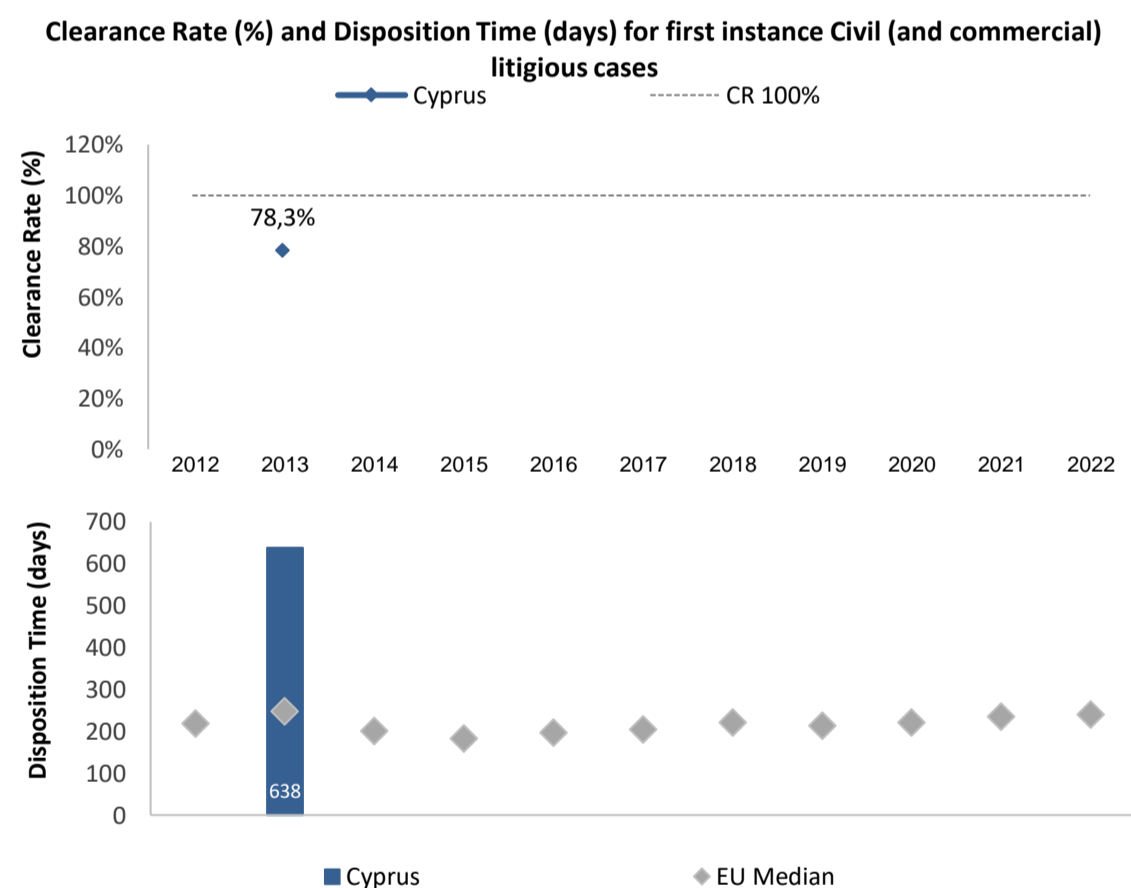


The data for incoming, resolved and pending cases for Cyprus is not available in 2022.

The reason for not having data for the subcategories of cases is that there is no electronic filing system that would enable Cyprus to have statistical data on different types of cases.

◦ Clearance Rate and Disposition Time

First instance Civil (and commercial) litigious cases	Clearance Rate (%)		Disposition Time (days)	
	Cyprus	EU Median	Cyprus	EU Median
2012	NA	100,4%	NA	218
2013	78,3%	101,2%	638	247
2014	NA	101,8%	NA	201
2015	NA	102,5%	NA	182
2016	NA	102,0%	NA	196
2017	NA	101,3%	NA	204
2018	NA	101,2%	NA	220
2019	NA	99,9%	NA	213
2020	NA	98,5%	NA	221
2021	NA	102,5%	NA	234
2022	NA	100,5%	NA	239



Due to the unavailability of data, the Clearance Rate and Disposition Time of first instance Civil (and commercial) litigious cases and variations with previous cycles cannot be calculated.

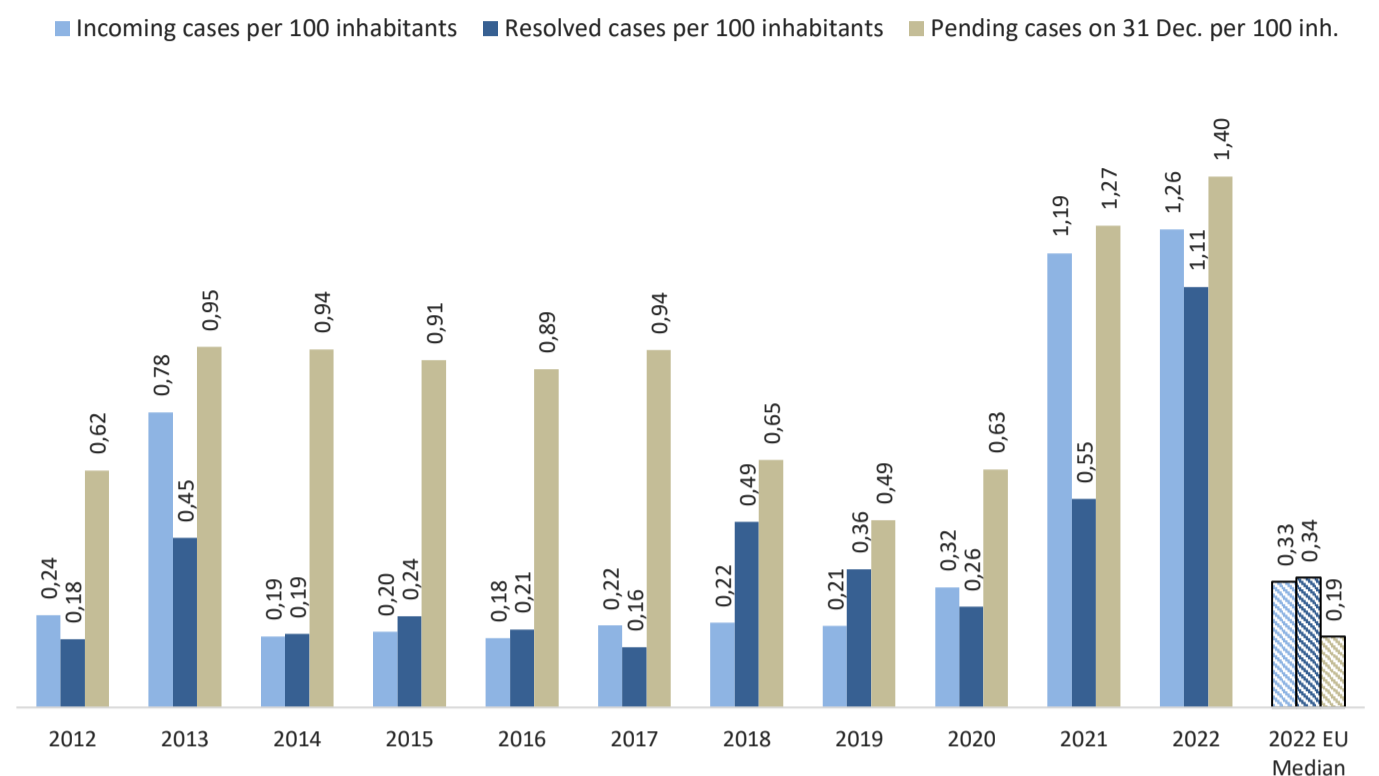
Only in 2013 the CR and DT was civil and commercial litigious cases was possible to calculate.

First instance Administrative law cases

◦ Incoming, resolved and pending cases

First instance Administrative law cases	Incoming cases per 100 inhabitants	Resolved cases per 100 inhabitants	Pending cases on 31 Dec. per 100 inh.
2012	0,24	0,18	0,62
2013	0,78	0,45	0,95
2014	0,19	0,19	0,94
2015	0,20	0,24	0,91
2016	0,18	0,21	0,89
2017	0,22	0,16	0,94
2018	0,22	0,49	0,65
2019	0,21	0,36	0,49
2020	0,32	0,26	0,63
2021	1,19	0,55	1,27
2022	1,26	1,11	1,40
2022 EU Median	0,33	0,34	0,19

Evolution of number of first instance Administrative law cases per 100 inhabitants



The number of incoming administrative cases in 2022 in Cyprus (1,26 per 100 inhabitants) is well above the EU median (0,33 per 100 inhabitants).

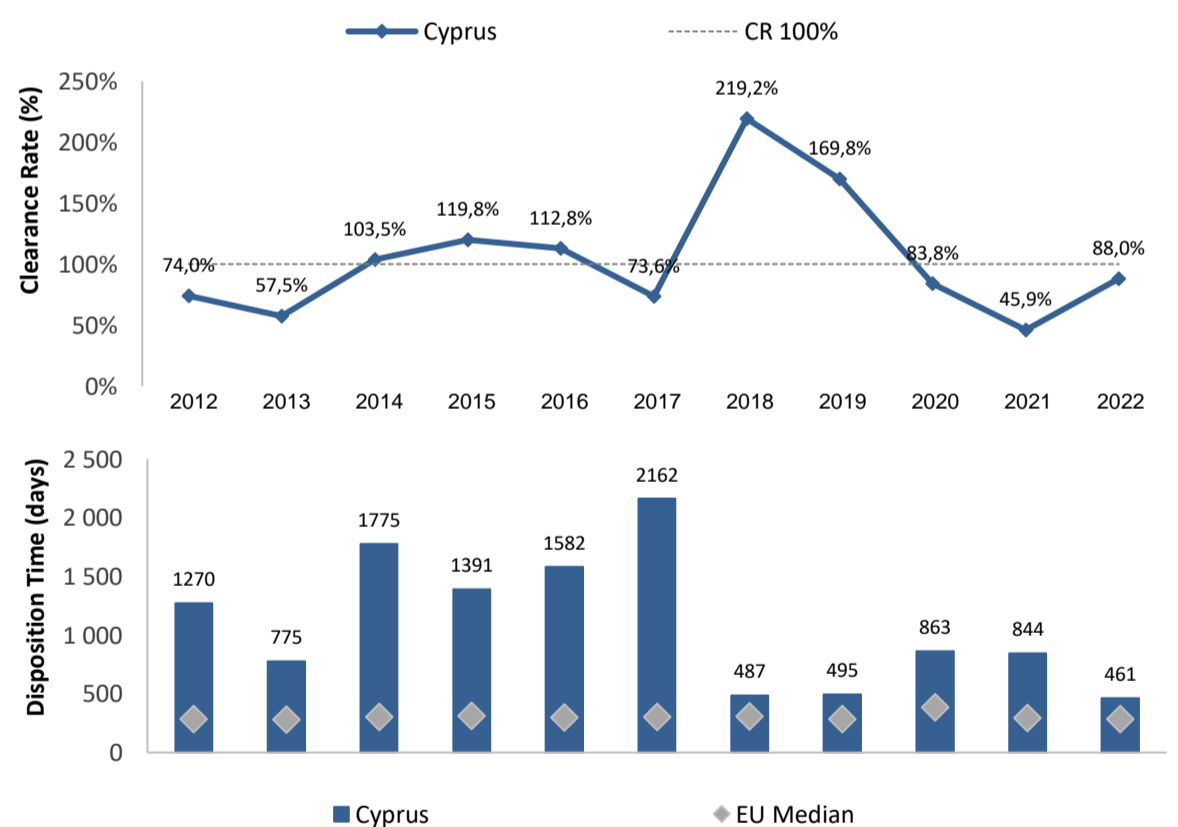
The number of resolved administrative cases in 2022 in Cyprus (1,11 per 100 inhabitants) is well above the EU median (0,34 per 100 inhabitants).

The number of pending administrative cases at the end of 2022 in Cyprus (1,40 per 100 inhabitants) is well above the EU median (0,19 per 100 inhabitants).

◦ Clearance Rate and Disposition Time

First instance Administrative law cases	Clearance Rate (%)		Disposition Time (days)	
	Cyprus	EU Median	Cyprus	EU Median
2012	74,0%	101,0%	1270	286
2013	57,5%	100,3%	775	281
2014	103,5%	99,6%	1775	305
2015	119,8%	103,3%	1391	313
2016	112,8%	103,0%	1582	297
2017	73,6%	102,1%	2162	303
2018	219,2%	99,7%	487	308
2019	169,8%	102,1%	495	284
2020	83,8%	100,1%	863	388
2021	45,9%	101,7%	844	296
2022	88,0%	98,7%	461	286

Clearance Rate (%) and Disposition Time (days) for first instance Administrative cases



With a Clearance Rate calculated at 88,0% in 2022 Cyprus seems encounter some difficulties in dealing with its first instance Administrative law cases.

Between 2021 and 2022, the Clearance Rate has increased by 42,1 points.

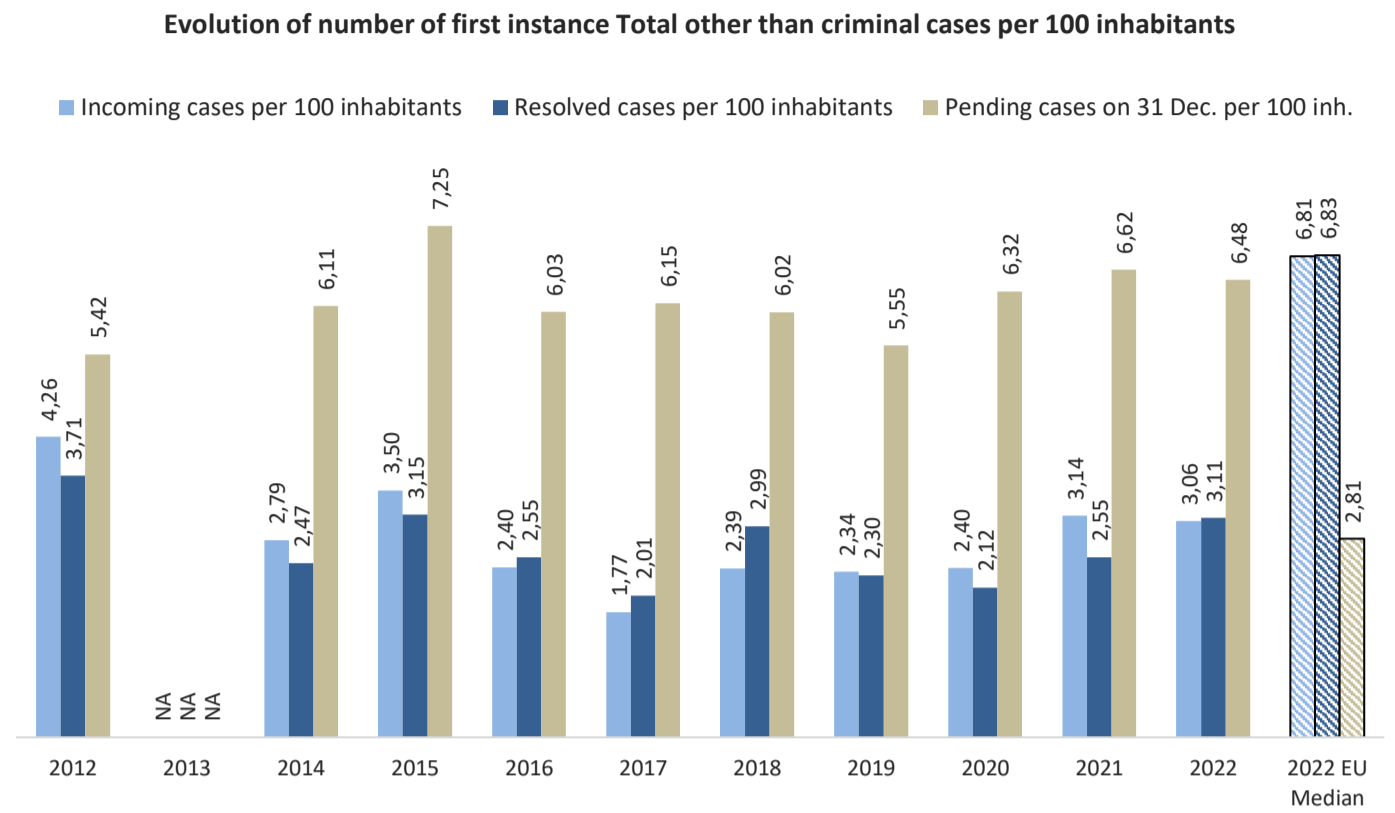
In 2022, first instance Administrative law cases are solved in approximately 461 days, which is significantly above the EU median of 286 days.

The analysis of the 2021 - 2022 period reveals a -45,4% decrease of the Disposition Time.

First instance Total of other than criminal cases

◦ Incoming, resolved and pending cases

First instance Total other than criminal cases	Incoming cases per 100 inhabitants	Resolved cases per 100 inhabitants	Pending cases on 31 Dec. per 100 inh.
2012	4,26	3,71	5,42
2013	NA	NA	NA
2014	2,79	2,47	6,11
2015	3,50	3,15	7,25
2016	2,40	2,55	6,03
2017	1,77	2,01	6,15
2018	2,39	2,99	6,02
2019	2,34	2,30	5,55
2020	2,40	2,12	6,32
2021	3,14	2,55	6,62
2022	3,06	3,11	6,48
2022 EU Median	6,81	6,83	2,81



The number of incoming cases in 2022 in Cyprus (3,06 per 100 inhabitants) is significantly below the EU median (6,81 per 100 inhabitants).

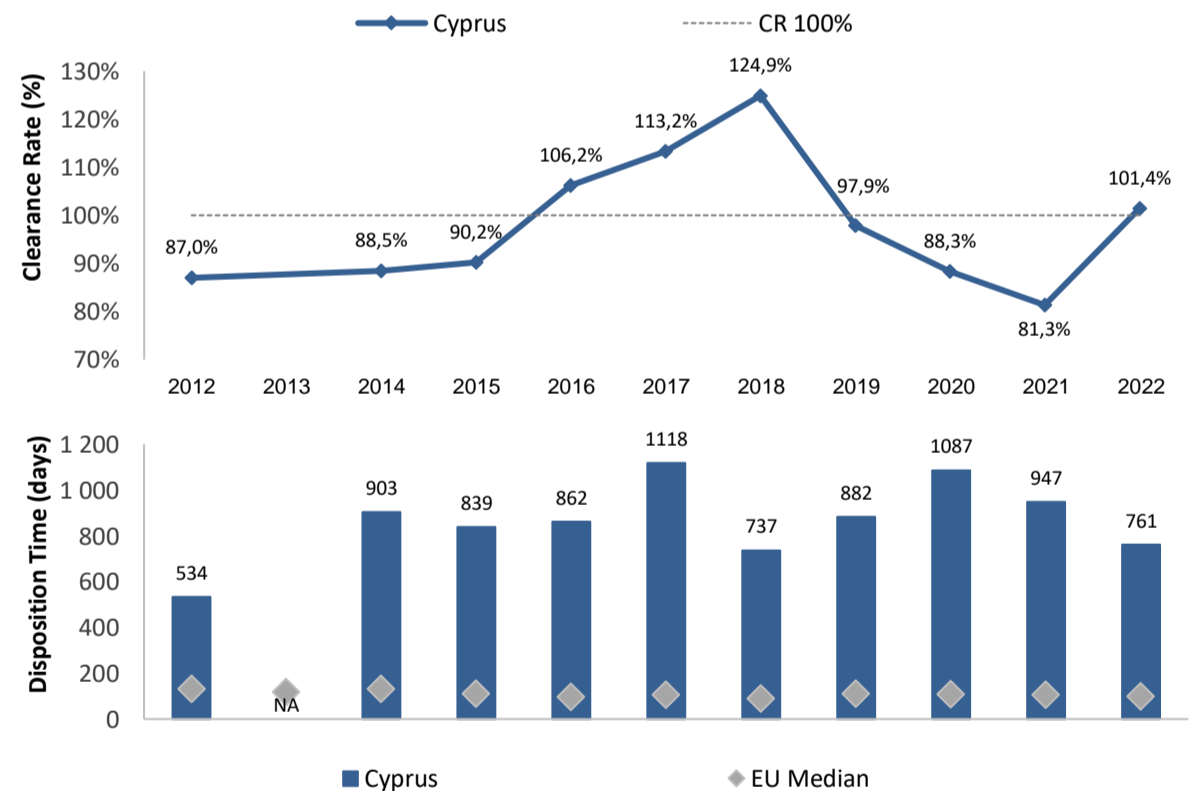
The number of resolved cases in 2022 in Cyprus (3,11 per 100 inhabitants) is significantly below the EU median (6,83 per 100 inhabitants).

The number of pending cases at the end of 2022 in Cyprus (6,48 per 100 inhabitants) is significantly above the EU median (2,81 per 100 inhabitants).

◦ Clearance Rate and Disposition Time

First instance Total other than criminal cases	Clearance Rate (%)		Disposition Time (days)	
	Cyprus	EU Median	Cyprus	EU Median
2012	87,0%	100,5%	534	133
2013	NA	100,7%	NA	119
2014	88,5%	101,9%	903	133
2015	90,2%	101,2%	839	111
2016	106,2%	101,5%	862	98
2017	113,2%	100,6%	1118	107
2018	124,9%	100,6%	737	91
2019	97,9%	99,8%	882	111
2020	88,3%	98,7%	1087	109
2021	81,3%	101,2%	947	107
2022	101,4%	99,8%	761	100

Clearance Rate (%) and Disposition Time (days) for first instance Total of other than criminal cases



With a Clearance Rate calculated at 101,4% in 2022 Cyprus seems to be able to deal with its other than criminal cases.

Between 2021 and 2022, the Clearance Rate has increased by 20,1 points.

In 2022, other than criminal cases are solved in approximately 761 days, which is well above the EU median of 100 days.

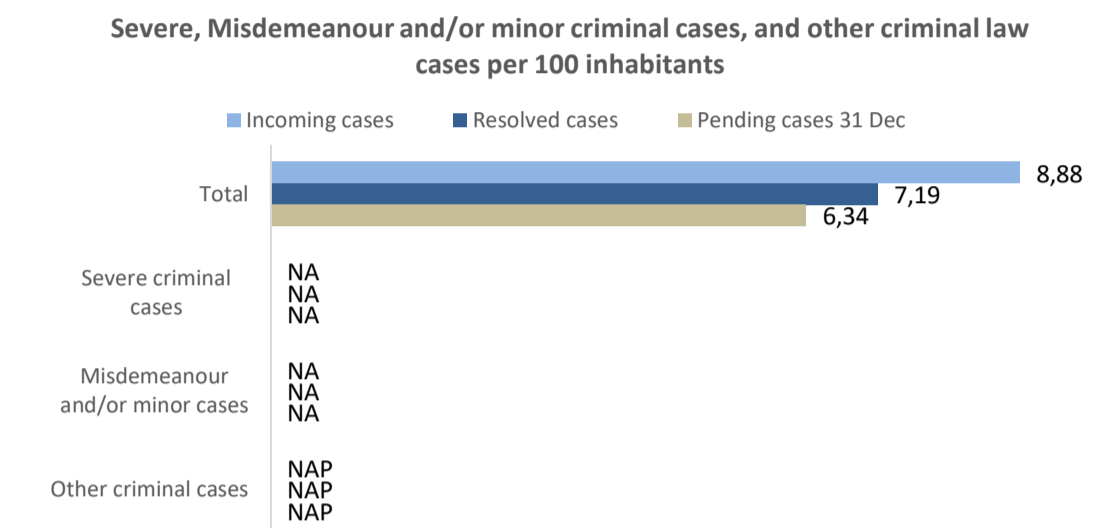
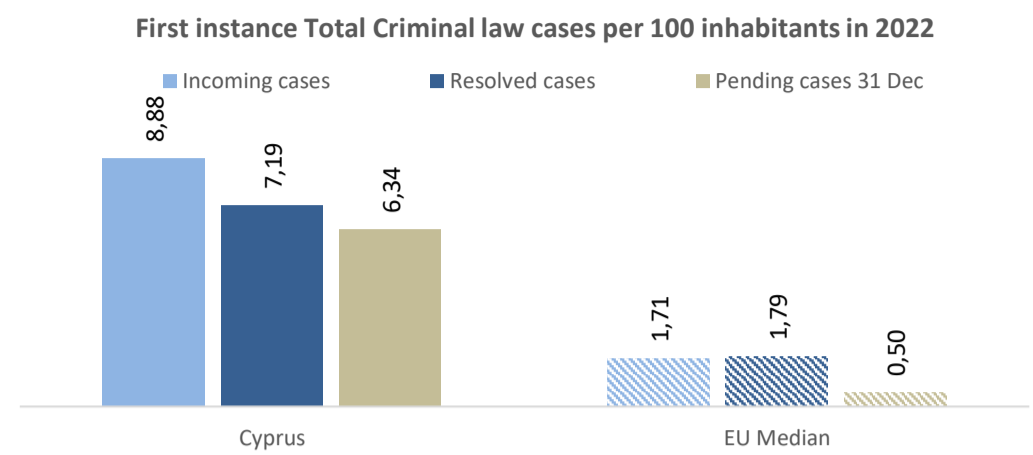
The analysis of the 2021 - 2022 period reveals a -19,7% decrease of the Disposition Time.

First instance Criminal Law Cases

◦ Incoming, resolved and pending cases

First instance Criminal Law Cases	Pending cases 1 Jan	Incoming cases	Resolved cases	Pending cases 31 Dec
Total	42 863	81 716	66 194	58 385
Severe criminal cases	NA	NA	NA	NA
Misdemeanour and/or minor cases	NA	NA	NA	NA
Other criminal cases	NAP	NAP	NAP	NAP

First instance Criminal Law Cases Per 100 inh.	Pending cases 1 Jan	Incoming cases	Resolved cases	Pending cases 31 Dec
Total	4,66	8,88	7,19	6,34
Severe criminal cases	NA	NA	NA	NA
Misdemeanour and/or minor cases	NA	NA	NA	NA
Other criminal cases	NAP	NAP	NAP	NAP



The number of total incoming criminal cases in 2022 in Cyprus (8,88 per 100 inhabitants) is significantly above the EU median (1,71 per 100 inhabitants).

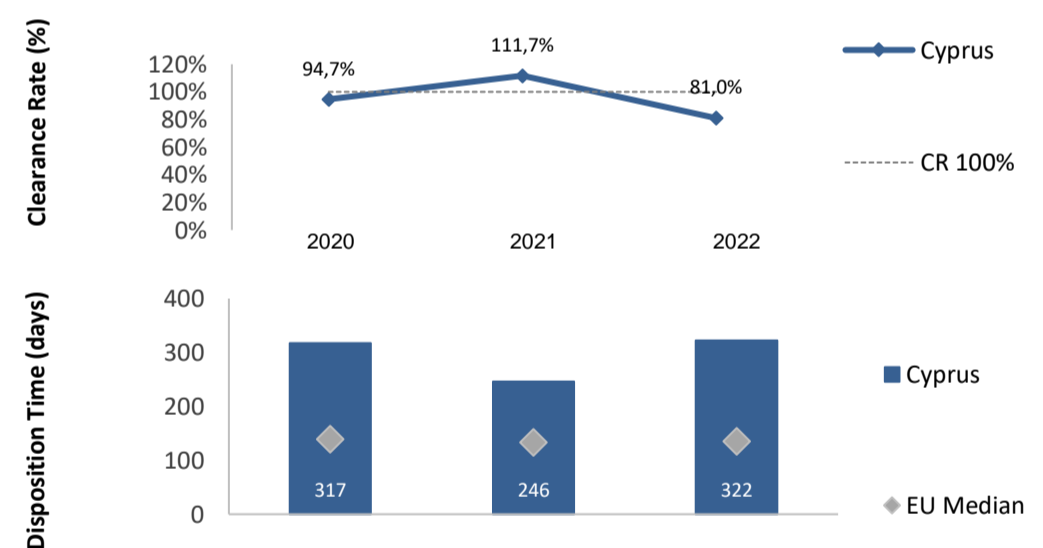
The number of total resolved criminal cases in 2022 in Cyprus (7,19 per 100 inhabitants) is significantly above the EU median (1,79 per 100 inhabitants).

The number of total pending criminal cases at the end of 2022 in Cyprus (6,34 per 100 inhabitants) is significantly above the EU median (0,50 per 100 inhabitants).

◦ Clearance Rate and Disposition Time

First instance Total criminal law cases	Clearance Rate (%)		Disposition Time (days)	
	Cyprus	EU Median	Cyprus	EU Median
2020	94,7%	95,2%	317	139
2021	111,7%	100,0%	246	134
2022	81,0%	100,0%	322	136

Clearance Rate (%) and Disposition Time (days) for First Instance Total criminal law cases



With a Clearance Rate calculated at 81,0% in 2022 Cyprus seems to encounter some difficulties in dealing with its first instance total criminal law cases.

Between 2021 and 2022, the Clearance Rate has decreased by -30,7 points.

In 2022, first instance total criminal law cases are solved in approximately 322 days, which is well above the EU median of 136 days.

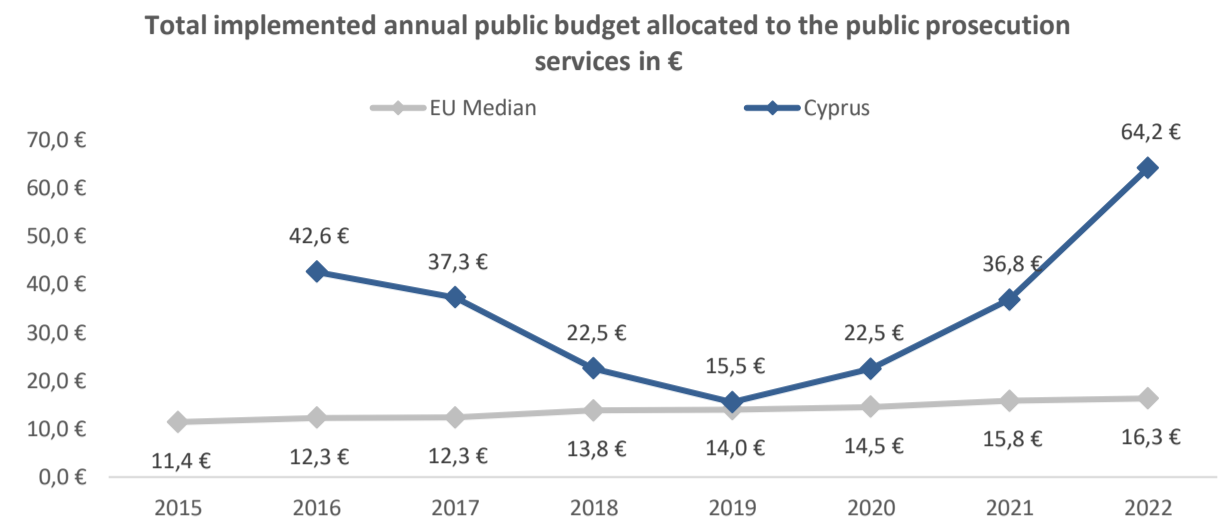
The analysis of the 2021 - 2022 period reveals a 30,8% increase of the Disposition Time.

The reason for not having data for the subcategories of cases is that there was no electronic filing system that would enable us to have statistical data on different types of cases.

5. Public prosecution services in Cyprus (2022 data)

Public prosecution implemented budget

Total implemented annual public budget allocated to the public prosecution services in €	Absolute Number	Per inhabitant	
	Cyprus	Cyprus	EU Median
2015	NA	NA	11,4 €
2016	36 139 641 €	42,6 €	12,3 €
2017	31 872 434 €	37,3 €	12,3 €
2018	19 706 797 €	22,5 €	13,8 €
2019	13 807 046 €	15,5 €	14,0 €
2020	20 126 033 €	22,5 €	14,5 €
2021	33 317 620 €	36,8 €	15,8 €
2022	59 087 055 €	64,2 €	16,3 €



Implemented annual public budget allocated to training of public prosecution services in € (included in the total)	Absolute Number	Per inhabitant	
	Cyprus	Cyprus	EU Median
2019	NA	NA	0,03 €
2020	12 250 €	0,01 €	0,01 €
2021	19 689 €	0,02 €	0,02 €
2022	28 740 €	0,03 €	0,01 €

In 2022, there was a major restructuring of the posts in the public prosecution service as a number of new posts were created. At the same time, there was an increase in the salaries of the counsels working at the Attorney General's Office.

Public prosecution caseload: Number of first instance criminal cases

Public prosecution caseload: Number of first instance criminal cases	Absolute Number *		Per 100 inhabitants	
	Cyprus	% Variation 2021 - 2022	Cyprus	Eu Median
1. Pending cases on 1 Jan. ref. year	NA	NA	NA	0,88
2. Incoming/received cases	NA	NA	NA	2,89
3. Processed cases (3.1 + 3.2 + 3.3 + 3.4)	NA	NA	NA	3,15
3.1. Discontinued during the reference year (3.1.1 + 3.1.2 + 3.1.3 + 3.1.4)	NA	NA	NA	2,08
3.1.1 Discontinued by the public prosecutor because the offender could not be identified	NA	NA	NA	0,61
3.1.2 Discontinued by the public prosecutor due to the lack of an established offence or a specific legal situation	NA	NA	NA	0,64
3.1.3 Discontinued by the public prosecutor for reasons of opportunity	NA	NA	NA	0,12
3.1.4 Discontinued for other reasons	NA	NA	NA	0,06
3.2. Concluded by a penalty or a measure imposed or negotiated by the public prosecutor	NA	NA	NA	0,17
3.3. Cases brought to court	NA	NA	NA	0,63
4. Pending cases on 31 Dec. ref. year	NA	NA	NA	0,97

* Please note that these figures include traffic offence cases.

The data for the public prosecutors' first instance criminal cases are not available.

◦ Evolution of incoming, processed and pending cases

First instance Total other than criminal cases	Incoming cases per 100 inhabitants	Processed cases per 100 inhabitants	Pending cases on 31 Dec. per 100 inh.
2020	NA	NA	NA
2021	NA	NA	NA
2022	NA	NA	NA
2022 EU Median	2,89	3,15	0,97

The data for incoming, resolved and pending cases for Cyprus are not available.

6. Mediators and notaries in Cyprus (2022 data)

Number of mediators in 2022

Mediators	Absolute Number	Per 100 000 inhabitants	
	Cyprus	Cyprus	EU Median
2012	NA	NA	9,5
2013	NA	NA	9,6
2014	NA	NA	8,9
2015	NA	NA	11,3
2016	NA	NA	13,0
2017	NA	NA	13,2
2018	NA	NA	14,9
2019	NA	NA	14,3
2020	NA	NA	14,4
2021	NA	NA	16,2
2022	NA	NA	17,4

The information about the number of mediators is not available (NA).

A person, in order to be registered in the Register of Mediators where the mediation in question concerns a commercial dispute must:

- (a) (i) be enrolled in the Roll of Advocates and holds an annual license of practising as an advocate in accordance with the Advocate's Law, or
- (ii) be a member of the Cyprus Chamber of Commerce and Industry or the Cyprus Scientific and Technical Chamber, is the holder of a recognized university degree and has attended a special training programme to become a mediator of total forty (40) hours, organized by the Cyprus Chamber of Commerce and Industry, or the Technical Chamber of Cyprus, or has attended an equivalent programme;
- (b) does not hold any public post, either permanent, or temporary, or by substitution in the public service;
- (c) has not been convicted of a serious criminal offence or an offence involving dishonesty or moral turpitude;
- (d) is not under a trusteeship or guardianship and he is not deprived of his legal capacity;
- (e) pay a registration fee of €30 in the Minister of Justice and Public Order.

(2) A person, in order to be registered in the Register of Mediators where the mediation in question concerns a civil dispute other than commercial must:

- (a) be enrolled in the Roll of Advocates and holds an annual license of practising as an advocate in accordance with the Advocate's Law and shall submit to the Minister certification that he has attended a programme of training as a Mediator,
- (b) does not hold any public post, either permanent, or temporary, or by substitution in the public service;
- (c) has not been convicted of a serious criminal offence or an offence involving dishonesty or moral turpitude;
- (d) is not under a trusteeship or guardianship and he is not deprived of his legal capacity;
- (e) pay a registration fee of €30 in the Minister of Justice and Public Order.

Also, every person who is registered in the Registers of Mediators, must continue his training in mediation matters, attending at least twenty-four (24) hours of education every three (3) years from the date of his registration to the Register of Mediators, and submit a relevant certification to the Minister.

Number of notaries in 2022

Notaries	Absolute Number	Per 100 000 inhabitants	
	Cyprus	Cyprus	EU Median
Total	NAP	NAP	7,6
1.Private professionals	NAP	NAP	-
2.Holders of public offices appointed by the State	NAP	NAP	7,6
3.Civil servants	NAP	NAP	-
4.Other	NAP	NAP	-

Cyprus does not have notaries but certifying officers whose competences are to authenticate as true copies of documents.

7. ICT tools of courts in Cyprus (2022 data)

The ICT questions

The answers to the ICT questions in 2022 can be summarised to:

Writing assistance tools

- Deployment rate
- Usage rate

Civil and/or commercial	Administrative	Criminal
NAP	NAP	NAP
NAP	NAP	NAP

Features of the writing assistance tools

- Templates
- Automatically generated text
- Automatically suggested decision
- Speech-to-text
- Electronic signature
- Other special functionality

Civil and/or commercial	Administrative	Criminal
NAP	NAP	NAP
NAP	NAP	NAP
NAP	NAP	NAP
NAP	NAP	NAP
NAP	NAP	NAP
NAP	NAP	NAP

Recording of court hearings

- Deployment rate
- Usage rate

Civil and/or commercial	Administrative	Criminal
NAP	NAP	NAP
NAP	NAP	NAP

Features of the recording of court hearings

- Audio recording
- Video recording
- Systematic recording for all hearings
- Automatically indexed recording
- Automatic transcript from recording
- Possibility to request a copy of the recording
- Other special functionality

Civil and/or commercial	Administrative	Criminal
NAP	NAP	NAP
NAP	NAP	NAP
NAP	NAP	NAP
NAP	NAP	NAP
NAP	NAP	NAP
NAP	NAP	NAP
NAP	NAP	NAP

8. Systems for measuring and evaluating the performance of courts and public prosecution services in Cyprus (2022 data)

In Cyprus, quality standards are determined for the judicial system at national level (e.g. quality systems for the judiciary and/or judicial quality policies). However, there is no specialised personnel within the courts or the public prosecution services entrusted with implementation of these national level quality standards.

Systems for measuring and evaluating courts' performance

A regular monitoring system of court activities is in place concerning:

Number of incoming cases	✔	Satisfaction of users (regarding the services delivered by the courts)	✘
Length of proceedings (timeframes)	✔	Costs of the judicial procedures	✘
Number of resolved cases	✔	Number of appeals	✔
Number of pending cases	✔	Appeal ratio	✘
Backlogs	✔	Clearance rate	✘
Productivity of judges and court staff	✘	Disposition time	✘
Satisfaction of court staff	✘	Other	✘

Quantitative performance targets do not exist for judges. ✘

Without disciplinary procedure

Warning by court's president	NAP
Temporary salary reduction	NAP
Reflected in the individual assessment	NAP
Other	NAP

With disciplinary procedure

Warning by court's president	NAP
Temporary salary reduction	NAP
Reflected in the individual assessment	NAP
Other	NAP

Systems for measuring and evaluating public prosecution services' performance

A regular monitoring system of public prosecution services activities is in place concerning:

Number of incoming cases	✘	Satisfaction of users (regarding the services delivered by the public prosecution)	✘
Length of proceedings (timeframes)	✘	Costs of the judicial procedures	✘
Number of resolved cases	✔	Clearance rate	✘
Number of pending cases	✔	Disposition time	✘
Backlogs	✔	Percentage of convictions and acquittals	✘
Productivity of prosecutors and prosecution staff	✔	Other	✘
Satisfaction of prosecution staff	✘		

In Cyprus, there is a system to regularly evaluate the activity of each public prosecution service qualitatively but not quantitatively.

Quantitative performance targets do not exist for public prosecutors. ✘

Without disciplinary procedure

Warning by head of prosecution	NAP
Temporary salary reduction	NAP
Reflected in the individual assessment	NAP
Other	NAP

With disciplinary procedure

Warning by head of prosecution	NAP
Temporary salary reduction	NAP
Reflected in the individual assessment	NAP
Other	NAP

Cyprus

(2012-2022) data tables

Question	2012	2013	2014	2015	2016	2017	2018	2019	2020	2021	2022	Variations for quantitative questions		
												2012-2022	2021-2022	
Table General Data: Economic and demographic data, in absolute values (Q1, Q3, Q5)														
Q1 Number of inhabitants	865 900	858 000	858 000	848 300	848 300	854 800	875 900	888 000	896 000	904 700	920 701		6,3%	1,8%
Q.3 GDP Per capita (in €) in current prices	20 512	19 033	20 454	20 931	21 282	22 770	24 633	25 270	23 397	23 436	27 777		35,4%	18,5%
Q5. Exchange rate of Nat currency to € on 1 Jan	NAP	NAP	NAP	NAP	NAP	NAP	NAP	NAP	NAP	NAP	NAP		-	-
Indicator 1: Systems for measuring and evaluating the performance of courts and prosecution services														
(Q66, Q67, Q77, Q78, Q77-1, Q78-1, Q73, Q73-0, Q73-1, Q73-2, Q73-3, Q73-4, Q73-5, Q73-6, Q70, Q70-1, Q71, Q72, Q83-2, Q83-3, Q120 and Q120-1)														
66 Qlty standards formulated_jud system	No	No	No	No	True	True	True	True	True	True	True	True		
67 Specialised court staff entrusted_qlty standards	No	No	No	No	False	False	False	False	False	False	False	False		
070.1.1 number of incoming cases	Yes	Yes	Yes	Yes	True	True	True	True	True	True	True	True		
070.1.2 length of proceedings (timeframes)	Yes	Yes	Yes	Yes	True	True	True	True	True	True	True	True		
070.1.3 number of resolved cases	Yes	Yes	Yes	Yes	True	True	True	True	True	True	True	True		
070.1.4 number of pending cases							True	True	True	True	True	True		
070.1.5 backlogs							True	True	True	True	True	True		
070.1.6 productivity of judges and court staff							False	True	False	False	False	False		
070.1.7 satisfaction of court staff							False	False	False	False	False	False		
070.1.8 satisfaction of users (regarding the services delivered by the courts)							False	False	False	False	False	False		
070.1.9 costs of the judicial procedures							False	False	False	False	False	False		
070.1.10 number of appeals							False	False	False	True	True	True		
070.1.11 appeal ratio							False	False	False	False	False	False		
070.1.12 clearance rate							False	False	False	False	False	False		
070-1.1.1 Number of incoming cases										-	False	False		
070-1.1.2 Length of proceedings (timeframes)										-	False	False		

Cyprus

(2012-2022) data tables

Question	2012	2013	2014	2015	2016	2017	2018	2019	2020	2021	2022	Variations for quantitative questions	
												2012-2022	2021-2022
070-1.1.3 Number of resolved cases									-	True	True		
070-1.1.4 Number of pending cases									-	True	True		
070-1.1.5 Backlogs									-	True	True		
070-1.1.6 Productivity of prosecutors and prosecution staff									-	True	True		
070-1.1.7 Satisfaction of prosecution staff									-	False	False		
070-1.1.8 Satisfaction of users (regarding the services delivered by the public prosecution)									-	False	False		
070-1.1.9 Costs of the judicial procedures									-	False	False		
070-1.1.10 Clearance rate									-	False	False		
070-1.1.11 Disposition time									-	False	False		
070-1.1.12 Percentage of convictions and acquittals									-	False	False		
070-1.1.13 Other									-	False	False		
071.1.1 Monitoring backlogs in Civil law cases									True	True	True		
071.1.2 Monitoring backlogs in Criminal law cases									True	True	True		
071.1.3 Monitoring backlogs in Administrative law cases									True	True	True		
072.1.1 Monitoring timeframes Within the courts									False	False	False		
072.1.2 Monitoring timeframes Within the public prosecution services									False	False	False		
083-2.1.1 Quantitative performance targets defined for each prosecutors									False	False	False		
083-3.1.1 Body responsible - Executive power (for example the Ministry of Justice)									NAP	NAP	NAP		
083-3.1.2 Body responsible - Prosecutor General /State public prosecutor									NAP	NAP	NAP		
083-3.1.3 Body responsible - Public Prosecutorial Council									NAP	NAP	NAP		
083-3.1.4 Body responsible - Head of the organisational unit or hierarchically superior public prosecutor									NAP	NAP	NAP		
083-3.1.5 Body responsible - Other									NAP	NAP	NAP		

Cyprus

(2012-2022) data tables

Question	2012	2013	2014	2015	2016	2017	2018	2019	2020	2021	2022	Variations for quantitative questions	
												2012-2022	2021-2022
120.1.1 Qualitative individual assessment of the public prosecutors' work									-	-	-		
120-1.1.1 Feequency - Annual									-	True	True		
120-1.1.2 Feequency - Less frequent									-	False	False		
120-1.1.3 Feequency - More frequent									-	False	False		

Indicator 2: The judicial organisation

(Q42, Q43 and Q44)

Q42.1.1 Total number of all courts - legal entities										23	31	31	-	0,0%
Q42.1.2 Total number of courts of general jurisdiction - legal entities										7	12	12	-	0,0%
Q42.1.3 First instance courts of general jurisdiction - legal entities	6	6	6	6	6	6	6	6	6	6	11	11	83,3%	0,0%
Q42.1.4 Second instance courts of general jurisdiction - legal entities										NAP	NAP	NAP	-	-
Q42.1.5 Highest instance courts of general jurisdiction - legal entities										1	1	1	-	0,0%
Q42.1.6 Total number of specialised courts - legal entities										16	19	19	-	0,0%
43.1.1 Total number of specialised courts of first instance	14	13	13	15	15	15	15	16	16	16	19	19	35,7%	0,0%
43.1.2 Commercial courts (excluded insolvency courts)	NAP	NAP	NAP	NAP	NAP	NAP	NAP	NAP	NAP	NAP	NAP	NAP	-	-
43.1.3 Insolvency courts	NAP	NAP	NAP	NAP	NAP	NAP	NAP	NAP	NAP	NAP	NAP	NAP	-	-
43.1.4 Labour courts	1	1	3	3	3	3	3	3	3	3	4	4	300,0%	0,0%
43.1.5 Family courts	3	3	3	3	3	3	3	3	3	3	4	4	33,3%	0,0%
43.1.6 Rent and tenancies courts	3	2	3	2	2	2	2	2	2	2	3	3	0,0%	0,0%
43.1.7 Enforcement of criminal sanctions courts	NAP	NAP	NAP	NAP	NAP	NAP	NAP	NAP	NAP	NAP	NAP	NAP	-	-
43.1.8 Fight against terrorism, organised crime and corruption	NAP	NAP	NAP	NAP	NAP	NAP	NAP	NAP	NAP	NAP	NAP	NAP	-	-
43.1.9 Internet related disputes	NAP	NAP	NAP	NAP	NAP	NAP	NAP	NAP	NAP	NAP	NAP	NAP	-	-
43.1.10 Administrative courts	NAP	NAP	NAP	1	1	1	1	1	1	1	1	1	-	0,0%

Cyprus

(2012-2022) data tables

Question	2012	2013	2014	2015	2016	2017	2018	2019	2020	2021	2022	Variations for quantitative questions	
												2012-2022	2021-2022
43.1.11 Insurance and / or social welfare courts	NAP	NAP	NAP	NAP	NAP	NAP	NAP	NAP	NAP	NAP	NAP	-	-
43.1.12 Military courts	1	1	1	1	1	1	1	1	1	1	1	0,0%	0,0%
43.1.13 Juvenile courts									NAP	5	5	-	0,0%
43.1.14 Other specialised courts	NA	NAP	3	5	5	5	5	6	6	1	1	-	0,0%
43.2.1 Total number of specialised courts of higher instances									NAP	NAP	NAP	-	-
43.2.2 Commercial courts (excluded insolvency courts)									NAP	NAP	NAP	-	-
43.2.3 Insolvency courts									NAP	NAP	NAP	-	-
43.2.4 Labour courts									NAP	NAP	NAP	-	-
43.2.5 Family courts									NAP	NAP	NAP	-	-
43.2.6 Rent and tenancies courts									NAP	NAP	NAP	-	-
43.2.7 Enforcement of criminal sanctions courts									NAP	NAP	NAP	-	-
43.2.8 Fight against terrorism, organised crime and corruption									NAP	NAP	NAP	-	-
43.2.9 Internet related disputes									NAP	NAP	NAP	-	-
43.2.10 Administrative courts									NAP	NAP	NAP	-	-
43.2.11 Insurance and / or social welfare courts									NAP	NAP	NAP	-	-
43.2.12 Military courts									NAP	NAP	NAP	-	-
43.2.13 Juvenile courts									NAP	NAP	NAP	-	-
43.2.14 Other specialised courts									NAP	NAP	NAP	-	-
44.1.1 First instance courts geographic locations									22	30	30	-	0,0%
44.1.2 All courts geographic locations	21	19	21	22	22	22	21	22	23	31	31	47,6%	0,0%

Indicator 3: The performance of courts at all stages of the proceedings

First instance other than criminal cases (Q91)

Cyprus

(2012-2022) data tables

Question	2012	2013	2014	2015	2016	2017	2018	2019	2020	2021	2022	Variations for quantitative questions	
												2012-2022	2021-2022
91.1.1 1st inst courts_Pending cases on 1 Jan. Total of other than criminal law cases (1+2+3+4)	42 179	NA	49 655	58 568	52 412	54 586	57 972	48 837	54 058	54 620	60 037	42,3%	9,9%
91.1.2 1st inst courts_Pending cases on 1 Jan. Civil (and commercial) litigious cases	NA	44 285	NA	NA	NA	NA	NA	NA	NA	NA	NA	-	-
91.1.3 1st inst courts_Pending cases on 1 Jan. Non litigious cases (2.1+2.2+2.3)			NA	NA	NA	NA	NA	NA	NA	NA	NA	-	-
91.1.4 1st inst courts_Pending cases on 1 Jan. General civil (and commercial) non-litigious cases	NA	NA	NA	NA	NA	NA	NA	NA	NA	NA	NA	-	-
91.1.5 1st inst courts_Pending cases on 1 Jan. Registry cases (2.2.1+2.2.2+2.2.3)			NA	NA	NA	NA	NA	NA	NA	NA	NA	-	-
91.1.6 1st inst courts_Pending cases on 1 Jan. Non litigious land registry cases	NA	NA	NA	NA	NA	NA	NA	NA	NA	NA	NA	-	-
91.1.7 1st inst courts_Pending cases on 1 Jan. Non-litigious business registry cases	NA	NA	NA	NA	NA	NA	NA	NA	NA	NA	NA	-	-
91.1.8 1st inst courts_Pending cases on 1 Jan. Other registry cases			NA	NA	NA	NA	NA	NAP	NA	NA	NA	-	-
91.1.9 1st inst courts_Pending cases on 1 Jan. Other non-litigious cases			NA	NA	NA	NA	NA	NA	NA	NA	NA	-	-
91.1.10 1st inst courts_Pending cases on 1 Jan. Administrative law cases	4 851	5 395	8 130	8 074	7 737	7 540	8 025	5 700	5 146	5 616	11 462	136,3%	104,1%
91.1.11 1st inst courts_Pending cases on 1 Jan. Other cases (e.g. insolvency registry cases)	NA	NA	NA	NA	NA	898	NA	NA	NA	NA	NA	-	-
91.2.1 1st inst courts_Incoming cases_Total of other than criminal law cases (1+2+3+4)	36 868	NA	23 939	29 667	20 394	15 160	20 937	20 817	21 530	28 386	28 202	-23,5%	-0,6%
91.2.2 1st inst courts_Incoming cases_Civil (and commercial) litigious cases	NA	38 473	NA	NA	NA	NA	NA	NA	NA	NA	NA	-	-
91.2.3 1st inst courts_Incoming cases_Non litigious cases (2.1+2.2+2.3)			NA	NA	NA	NA	NA	NA	NA	NA	NA	-	-
91.2.4 1st inst courts_Incoming cases_General civil (and commercial) non-litigious cases	NA	NA	NA	NA	NA	NA	NA	NA	NA	NA	NA	-	-
91.2.5 1st inst courts_Incoming cases_Registry cases (2.2.1+2.2.2+2.2.3)			NA	NA	NA	NA	NA	NA	NA	NA	NA	-	-
91.2.6 1st inst courts_Incoming cases_Non litigious land registry cases	NA	NA	NA	NA	NA	NA	NA	NA	NA	NA	NA	-	-
91.2.7 1st inst courts_Incoming cases_Non-litigious business registry cases	NA	NA	NA	NA	NA	NA	NA	NA	NA	NA	NA	-	-
91.2.8 1st inst courts_Incoming cases_Other registry cases			NA	NA	NA	NA	NAP	NAP	NA	NA	NA	-	-
91.2.9 1st inst courts_Incoming cases_Other non-litigious cases			NA	NA	NA	NA	NA	NA	NA	NA	NA	-	-
91.2.10 1st inst courts_Incoming cases_Administrative law cases	2 094	6 653	1 604	1 694	1 543	1 840	1 950	1 900	2 829	10 797	11 561	452,1%	7,1%
91.2.11 1st inst courts_Incoming cases_Other cases (e.g. insolvency registry cases)	NA	NA	NA	NA	NA	1 031	NA	NA	NA	NA	NA	-	-

Cyprus

(2012-2022) data tables

Question	2012	2013	2014	2015	2016	2017	2018	2019	2020	2021	2022	Variations for quantitative questions	
												2012-2022	2021-2022
91.3.1 1st inst courts_Resolved cases_Total of other than criminal law cases (1+2+3+4)	32 092	NA	21 182	26 751	21 661	17 168	26 147	20 382	19 005	23 084	28 598	-10,9%	23,9%
91.3.2 1st inst courts_Resolved cases_Civil (and commercial) litigious cases	NA	30 125	NA	NA	NA	NA	NA	NA	NA	NA	NA	-	-
91.3.3 1st inst courts_Resolved cases_Non litigious cases (2.1+2.2+2.3)			NA	NA	NA	NA	NA	NA	NA	NA	NA	-	-
91.3.4 1st inst courts_Resolved cases_General civil (and commercial) non-litigious cases	NA	NA	NA	NA	NA	NA	NA	NA	NA	NA	NA	-	-
91.3.5 1st inst courts_Resolved cases_Registry cases (2.2.1+2.2.2+2.2.3)			NA	NA	NA	NA	NA	NA	NA	NA	NA	-	-
91.3.6 1st inst courts_Resolved cases_Non litigious land registry cases	NA	NA	NA	NA	NA	NA	NA	NA	NA	NA	NA	-	-
91.3.7 1st inst courts_Resolved cases_Non-litigious business registry cases	NA	NA	NA	NA	NA	NA	NA	NA	NA	NA	NA	-	-
91.3.8 1st inst courts_Resolved cases_Other registry cases			NA	NA	NA	NA	NA	NAP	NA	NA	NA	-	-
91.3.9 1st inst courts_Resolved cases_Other non-litigious cases			NA	NA	NA	NA	NA	NA	NA	NA	NA	-	-
91.3.10 1st inst courts_Resolved cases_Administrative law cases	1 550	3 828	1 660	2 030	1 740	1 355	4 275	3 227	2 371	4 957	10 176	556,5%	105,3%
91.3.11 1st inst courts_Resolved cases_Other cases (e.g. insolvency registry cases)	NA	NA	NA	NA	NA	1 065	NA	NA	NA	NA	NA	-	-
91.4.1 1st inst courts_Pending cases on 31 Dec. Total of other than criminal law cases (1+2+3+4)	46 955	NA	52 412	61 484	51 145	52 578	52 762	49 272	56 583	59 922	59 641	27,0%	-0,5%
91.4.2 1st inst courts_Pending cases on 31 Dec. Civil (and commercial) litigious cases	NA	52 633	NA	NA	NA	NA	NA	NA	NA	NA	NA	-	-
91.4.3 1st inst courts_Pending cases on 31 Dec. Non litigious cases (2.1+2.2+2.3)			NA	NA	NA	NA	NA	NA	NA	NA	NA	-	-
91.4.4 1st inst courts_Pending cases on 31 Dec. General civil (and commercial) non-litigious cases	NA	NA	NA	NA	NA	NA	NA	NA	NA	NA	NA	-	-
91.4.5 1st inst courts_Pending cases on 31 Dec. Registry cases (2.2.1+2.2.2+2.2.3)			NA	NA	NA	NA	NA	NA	NA	NA	NA	-	-
91.4.6 1st inst courts_Pending cases on 31 Dec. Non litigious land registry cases	NA	NA	NA	NA	NA	NA	NA	NA	NA	NA	NA	-	-
91.4.7 1st inst courts_Pending cases on 31 Dec. Non-litigious business registry cases	NA	NA	NA	NA	NA	NA	NA	NA	NA	NA	NA	-	-
91.4.8 1st inst courts_Pending cases on 31 Dec. Other registry cases			NA	NA	NA	NA	NA	NAP	NA	NA	NA	-	-
91.4.9 1st inst courts_Pending cases on 31 Dec. Other non-litigious cases			NA	NA	NA	NA	NA	NA	NA	NA	NA	-	-
91.4.10 1st inst courts_Pending cases on 31 Dec. Administrative law cases	5 395	8 130	8 074	7 738	7 540	8 025	5 700	4 373	5 604	11 456	12 847	138,1%	12,1%
91.4.11 1st inst courts_Pending cases on 31 Dec. Other cases (e.g. insolvency registry cases)	NA	NA	NA	NA	NA	864	NA	NA	NA	NA	NA	-	-

Cyprus

(2012-2022) data tables

Question	2012	2013	2014	2015	2016	2017	2018	2019	2020	2021	2022	Variations for quantitative questions	
												2012-2022	2021-2022
Clearance rate and Disposition time for first instance other than criminal cases (Q91)													
CR Total of other than criminal law cases	87,0%	NA	88,5%	90,2%	106,2%	113,2%	124,9%	97,9%	88,3%	81,3%	101,4%	14,36	20,08
CR Civil (and commercial) litigious cases	NA	78,3%	NA	NA	NA	NA	NA	NA	NA	NA	NA	-	-
CR Non litigious cases (2.1+2.2+2.3)	-	-	NA	NA	NA	NA	NA	NA	NA	NA	NA	-	-
CR General civil (and commercial) non-litigious cases	NA	NA	NA	NA	NA	NA	NA	NA	NA	NA	NA	-	-
CR Registry cases (2.2.1+2.2.2+2.2.3)	-	-	NA	NA	NA	NA	NA	NA	NA	NA	NA	-	-
CR Non litigious land registry cases	NA	NA	NA	NA	NA	NA	NA	NA	NA	NA	NA	-	-
CR Non-litigious business registry cases	NA	NA	NA	NA	NA	NA	NA	NA	NA	NA	NA	-	-
CR Other registry cases	-	-	NA	NA	NA	NA	NA	NAP	NA	NA	NA	-	-
CR Other non-litigious cases	-	-	NA	NA	NA	NA	NA	NA	NA	NA	NA	-	-
CR Administrative law cases	74,0%	57,5%	103,5%	119,8%	112,8%	73,6%	219,2%	169,8%	83,8%	45,9%	88,0%	14,00	42,11
CR Other cases (e.g. insolvency registry cases)	NA	NA	NA	NA	NA	103,3%	NA	NA	NA	NA	NA	-	-
DT Total of other than criminal law cases	534	NA	903	839	862	1118	737	882	1087	947	761	42,5%	-19,7%
DT Civil (and commercial) litigious cases	NA	638	NA	NA	NA	NA	NA	NA	NA	NA	NA	-	-
DT Non litigious cases (2.1+2.2+2.3)	-	-	NA	NA	NA	NA	NA	NA	NA	NA	NA	-	-
DT General civil (and commercial) non-litigious cases	NA	NA	NA	NA	NA	NA	NA	NA	NA	NA	NA	-	-
DT Registry cases (2.2.1+2.2.2+2.2.3)	-	-	NA	NA	NA	NA	NA	NA	NA	NA	NA	-	-
DT Non litigious land registry cases	NA	NA	NA	NA	NA	NA	NA	NA	NA	NA	NA	-	-
DT Non-litigious business registry cases	NA	NA	NA	NA	NA	NA	NA	NA	NA	NA	NA	-	-
DT Other registry cases	-	-	NA	NA	NA	NA	NA	NAP	NA	NA	NA	-	-
DT Other non-litigious cases	-	-	NA	NA	NA	NA	NA	NA	NA	NA	NA	-	-
DT Administrative law cases	1270	775	1775	1391	1582	2162	487	495	863	844	461	-63,7%	-45,4%

Cyprus

(2012-2022) data tables

Question	2012	2013	2014	2015	2016	2017	2018	2019	2020	2021	2022	Variations for quantitative questions	
												2012-2022	2021-2022
DT Other cases (e.g. insolvency registry cases)	NA	NA	NA	NA	NA	296	NA	NA	NA	NA	NA	-	-
Second instance other than criminal cases (Q97)													
97.1.1 2nd inst courts_Pending cases on 1 Jan. Total of other than criminal law cases (1+2+3+4)				2 868	3 230	3 816	4 186	4 215	4 412	4 828	4 899	-	1,5%
97.1.2 2nd inst courts_Pending cases on 1 Jan. Civil (and commercial) litigious cases				NA	NA	NA	NA	NA	NA	3 753	3 722	-	-0,8%
97.1.3 2nd inst courts_Pending cases on 1 Jan. Non litigious cases (2.1+2.2+2.3)				NA	NA	NA	NA	NA	NA	NA	NA	-	-
97.1.4 2nd inst courts_Pending cases on 1 Jan. General civil (and commercial) non-litigious cases				NA	NA	NA	NA	NA	NA	NA	NA	-	-
97.1.5 2nd inst courts_Pending cases on 1 Jan. Registry cases (2.2.1+2.2.2+2.2.3)				NA	NA	NA	NA	NA	NA	NA	NA	-	-
97.1.6 2nd inst courts_Pending cases on 1 Jan. Non litigious land registry cases				NA	NA	NA	NA	NA	NA	NA	NA	-	-
97.1.7 2nd inst courts_Pending cases on 1 Jan. Non-litigious business registry cases				NA	NA	NA	NA	NA	NA	NA	NA	-	-
97.1.8 2nd inst courts_Pending cases on 1 Jan. Other registry cases				NA	NA	NA	NA	NA	NA	NA	NA	-	-
97.1.9 2nd inst courts_Pending cases on 1 Jan. Other non-litigious cases				NA	NA	NA	NA	NA	NA	NA	NA	-	-
97.1.10 2nd inst courts_Pending cases on 1 Jan. Administrative law cases				871	886	957	909	939	968	1 075	1 167	-	8,6%
97.1.11 2nd inst courts_Pending cases on 1 Jan. Other cases				NA	NA	104	NA	NA	NA	NA	NA	-	-
97.2.1 2nd inst courts_Incoming cases_Total of other than criminal law cases (1+2+3+4)				788	919	786	843	930	1 021	1 148	1 185	-	3,2%
97.2.2 2nd inst courts_Incoming cases_Civil (and commercial) litigious cases				NA	NA	NA	NA	NA	NA	920	930	-	1,1%
97.2.3 2nd inst courts_Incoming cases_Non litigious cases (2.1+2.2+2.3)				NA	NA	NA	NA	NA	NA	NA	NA	-	-
97.2.4 2nd inst courts_Incoming cases_General civil (and commercial) non-litigious cases				NA	NA	NA	NA	NA	NA	NA	NA	-	-
97.2.5 2nd inst courts_Incoming cases_Registry cases (2.2.1+2.2.2+2.2.3)				NA	NA	NA	NA	NA	NA	NA	NA	-	-
97.2.6 2nd inst courts_Incoming cases_Non litigious land registry cases				NA	NA	NA	NA	NA	NA	NA	NA	-	-
97.2.7 2nd inst courts_Incoming cases_Non-litigious business registry cases				NA	NA	NA	NA	NA	NA	NA	NA	-	-
97.2.8 2nd inst courts_Incoming cases_Other registry cases				NA	NA	NA	NA	NA	NA	NA	NA	-	-

Cyprus

(2012-2022) data tables

Question	2012	2013	2014	2015	2016	2017	2018	2019	2020	2021	2022	Variations for quantitative questions	
												2012-2022	2021-2022
97.2.9 2nd inst courts_Incoming cases_Other non-litigious cases				NA	NA	NA	NA	NA	NA	NA	NA	-	-
97.2.10 2nd inst courts_Incoming cases_Administrative law cases				133	63	120	189	234	203	228	255	-	11,8%
97.2.11 2nd inst courts_Incoming cases_Other cases				NA	NA	34	NA	NA	NA	NA	NA	-	-
97.3.1 2nd inst courts_Resolved cases_Total of other than criminal law cases (1+2+3+4)				426	461	529	737	810	790	1 060	1 004	-	-5,3%
97.3.2 2nd inst courts_Resolved cases_Civil (and commercial) litigious cases				NA	NA	NA	NA	NA	NA	924	810	-	-12,3%
97.3.3 2nd inst courts_Resolved cases_Non litigious cases (2.1+2.2+2.3)				NA	NA	NA	NA	NA	NA	NA	NA	-	-
97.3.4 2nd inst courts_Resolved cases_General civil (and commercial) non-litigious cases				NA	NA	NA	NA	NA	NA	NA	NA	-	-
97.3.5 2nd inst courts_Resolved cases_Registry cases (2.2.1+2.2.2+2.2.3)				NA	NA	NA	NA	NA	NA	NA	NA	-	-
97.3.6 2nd inst courts_Resolved cases_Non litigious land registry cases				NA	NA	NA	NA	NA	NA	NA	NA	-	-
97.3.7 2nd inst courts_Resolved cases_Non-litigious business registry cases				NA	NA	NA	NA	NA	NA	NA	NA	-	-
97.3.8 2nd inst courts_Resolved cases_Other registry cases				NA	NA	NA	NA	NA	NA	NA	NA	-	-
97.3.9 2nd inst courts_Resolved cases_Other non-litigious cases				NA	NA	NA	NA	NA	NA	NA	NA	-	-
97.3.10 2nd inst courts_Resolved cases_Administrative law cases				118	120	168	159	205	140	136	194	-	42,6%
97.3.11 2nd inst courts_Resolved cases_Other cases				NA	NA	27	NA	NA	NA	NA	NA	-	-
97.4.1 2nd inst courts_Pending cases on 31 Dec. Total of other than criminal law cases (1+2+3+4)				3 230	3 688	4 073	4 292	4 335	4 710	4 916	5 080	-	3,3%
97.4.2 2nd inst courts_Pending cases on 31 Dec. Civil (and commercial) litigious cases				NA	NA	NA	NA	NA	NA	3 749	3 852	-	2,7%
97.4.3 2nd inst courts_Pending cases on 31 Dec. Non litigious cases (2.1+2.2+2.3)				NA	NA	NA	NA	NA	NA	NA	NA	-	-
97.4.4 2nd inst courts_Pending cases on 31 Dec. General civil (and commercial) non-litigious cases				NA	NA	NA	NA	NA	NA	NA	NA	-	-
97.4.5 2nd inst courts_Pending cases on 31 Dec. Registry cases (2.2.1+2.2.2+2.2.3)				NA	NA	NA	NA	NA	NA	NA	NA	-	-
97.4.6 2nd inst courts_Pending cases on 31 Dec. Non litigious land registry cases				NA	NA	NA	NA	NA	NA	NA	NA	-	-
97.4.7 2nd inst courts_Pending cases on 31 Dec. Non-litigious business registry cases				NA	NA	NA	NA	NA	NA	NA	NA	-	-
97.4.8 2nd inst courts_Pending cases on 31 Dec. Other registry cases				NA	NA	NA	NA	NA	NA	NA	NA	-	-

Cyprus

(2012-2022) data tables

Question	2012	2013	2014	2015	2016	2017	2018	2019	2020	2021	2022	Variations for quantitative questions	
												2012-2022	2021-2022
97.4.9 2nd inst courts_Pending cases on 31 Dec. Other non-litigious cases				NA	NA	NA	NA	NA	NA	NA	NA	-	-
97.4.10 2nd inst courts_Pending cases on 31 Dec. Administrative law cases				886	829	909	939	968	1 031	1 167	1 228	-	5,2%
97.4.11 2nd inst courts_Pending cases on 31 Dec. Other cases				NA	NA	111	NA	NA	NA	NA	NA	-	-
97.5.1 2nd inst courts_Pending more than 2 years - Total of other than criminal law cases (1+2+3+4)				-	NA	NA	NA	NA	NA	NA	NA	-	-
97.5.2 2nd inst courts_Pending more than 2 years - Civil (and commercial) litigious cases				-	NA	NA	NA	NA	NA	NA	NA	-	-
97.5.10 2nd inst courts_Pending more than 2 years - Administrative law cases				-	NA	NA	NA	NA	NA	NA	NA	-	-
Clearance rate and disposition time for second instance other than criminal law cases (Q97)													
CR Total of other than criminal law cases				54,1%	50,2%	67,3%	87,4%	87,1%	77,4%	92,3%	84,7%	-	(7,61)
CR Civil (and commercial) litigious cases				NA	NA	NA	NA	NA	NA	100,4%	87,1%	-	(13,34)
CR Non litigious cases (2.1+2.2+2.3)				NA	NA	NA	NA	NA	NA	NA	NA	-	-
CR General civil (and commercial) non-litigious cases				NA	NA	NA	NA	NA	NA	NA	NA	-	-
CR Registry cases (2.2.1+2.2.2+2.2.3)				NA	NA	NA	NA	NA	NA	NA	NA	-	-
CR Non litigious land registry cases				NA	NA	NA	NA	NA	NA	NA	NA	-	-
CR Non-litigious business registry cases				NA	NA	NA	NA	NA	NA	NA	NA	-	-
CR Other registry cases				NA	NA	NA	NA	NA	NA	NA	NA	-	-
CR Other non-litigious cases				NA	NA	NA	NA	NA	NA	NA	NA	-	-
CR Administrative law cases				88,7%	190,5%	140,0%	84,1%	87,6%	69,0%	59,6%	76,1%	-	16,43
CR Other cases (e.g. insolvency registry cases)				NA	NA	79,4%	NA	NA	NA	NA	NA	-	-
DT Total of other than criminal law cases				2767	2920	2810	2126	1953	2176	1693	1847	-	9,1%
DT Civil (and commercial) litigious cases				NA	NA	NA	NA	NA	NA	1481	1736	-	17,2%
DT Non litigious cases (2.1+2.2+2.3)				NA	NA	NA	NA	NA	NA	NA	NA	-	-
DT General civil (and commercial) non-litigious cases				NA	NA	NA	NA	NA	NA	NA	NA	-	-

Cyprus

(2012-2022) data tables

Question	2012	2013	2014	2015	2016	2017	2018	2019	2020	2021	2022	Variations for quantitative questions	
												2012-2022	2021-2022
DT Registry cases (2.2.1+2.2.2+2.2.3)				NA	NA	NA	NA	NA	NA	NA	NA	-	-
DT Non litigious land registry cases				NA	NA	NA	NA	NA	NA	NA	NA	-	-
DT Non-litigious business registry cases				NA	NA	NA	NA	NA	NA	NA	NA	-	-
DT Other registry cases				NA	NA	NA	NA	NA	NA	NA	NA	-	-
DT Other non-litigious cases				NA	NA	NA	NA	NA	NA	NA	NA	-	-
DT Administrative law cases				2741	2522	1975	2156	1724	2688	3132	2310	-	-26,2%
DT Other cases (e.g. insolvency registry cases)				NA	NA	1501	NA	NA	NA	NA	NA	-	-

Supreme courts' other than criminal law cases (Q99)

99.1.1 High inst courts_Pending cases on 1 Jan. Total of other than criminal law cases (1+2+3+4)				NAP	NAP	NAP	NAP	NAP	NAP	NAP	NAP	-	-
99.1.2 High inst courts_Pending cases on 1 Jan. Civil (and commercial) litigious cases				NAP	NAP	NAP	NAP	NAP	NAP	NAP	NAP	-	-
99.1.3 High inst courts_Pending cases on 1 Jan. Non litigious cases (2.1+2.2+2.3)				NAP	NAP	NAP	NAP	NAP	NAP	NAP	NAP	-	-
99.1.4 High inst courts_Pending cases on 1 Jan. General civil (and commercial) non-litigious cases				NAP	NAP	NAP	NAP	NAP	NAP	NAP	NAP	-	-
99.1.5 High inst courts_Pending cases on 1 Jan. Registry cases (2.2.1+2.2.2+2.2.3)				NAP	NAP	NAP	NAP	NAP	NAP	NAP	NAP	-	-
99.1.6 High inst courts_Pending cases on 1 Jan. Non litigious land registry cases				NAP	NAP	NAP	NAP	NAP	NAP	NAP	NAP	-	-
99.1.7 High inst courts_Pending cases on 1 Jan. Non-litigious business registry cases				NAP	NAP	NAP	NAP	NAP	NAP	NAP	NAP	-	-
99.1.8 High inst courts_Pending cases on 1 Jan. Other registry cases				NAP	NAP	NAP	NAP	NAP	NAP	NAP	NAP	-	-
99.1.9 High inst courts_Pending cases on 1 Jan. Other non-litigious cases				NAP	NAP	NAP	NAP	NAP	NAP	NAP	NAP	-	-
99.1.10 High inst courts_Pending cases on 1 Jan. Administrative law cases				NAP	NAP	NAP	NAP	NAP	NAP	NAP	NAP	-	-
99.1.11 High inst courts_Pending cases on 1 Jan. Other cases (e.g. insolvency registry cases)				NAP	NAP	NAP	NAP	NAP	NAP	NAP	NAP	-	-
99.2.1 High inst courts_Incoming cases_Total of other than criminal law cases (1+2+3+4)				NAP	NAP	NAP	NAP	NAP	NAP	NAP	NAP	-	-
99.2.2 High inst courts_Incoming cases_Civil (and commercial) litigious cases				NAP	NAP	NAP	NAP	NAP	NAP	NAP	NAP	-	-
99.2.3 High inst courts_Incoming cases_Non litigious cases (2.1+2.2+2.3)				NAP	NAP	NAP	NAP	NAP	NAP	NAP	NAP	-	-

Cyprus

(2012-2022) data tables

Question	2012	2013	2014	2015	2016	2017	2018	2019	2020	2021	2022	Variations for quantitative questions	
												2012-2022	2021-2022
99.2.4 High inst courts_Incoming cases_General civil (and commercial) non-litigious cases				NAP	NAP	NAP	NAP	NAP	NAP	NAP	NAP	-	-
99.2.5 High inst courts_Incoming cases_Registry cases (2.2.1+2.2.2+2.2.3)				NAP	NAP	NAP	NAP	NAP	NAP	NAP	NAP	-	-
99.2.6 High inst courts_Incoming cases_Non litigious land registry cases				NAP	NAP	NAP	NAP	NAP	NAP	NAP	NAP	-	-
99.2.7 High inst courts_Incoming cases_Non-litigious business registry cases				NAP	NAP	NAP	NAP	NAP	NAP	NAP	NAP	-	-
99.2.8 High inst courts_Incoming cases_Other registry cases				NAP	NAP	NAP	NAP	NAP	NAP	NAP	NAP	-	-
99.2.9 High inst courts_Incoming cases_Other non-litigious cases				NAP	NAP	NAP	NAP	NAP	NAP	NAP	NAP	-	-
99.2.10 High inst courts_Incoming cases_Administrative law cases				NAP	NAP	NAP	NAP	NAP	NAP	NAP	NAP	-	-
99.2.11 High inst courts_Incoming cases_Other cases (e.g. insolvency registry cases)				NAP	NAP	NAP	NAP	NAP	NAP	NAP	NAP	-	-
99.3.1 High inst courts_Resolved cases_Total of other than criminal law cases (1+2+3+4)				NAP	NAP	NAP	NAP	NAP	NAP	NAP	NAP	-	-
99.3.2 High inst courts_Resolved cases_Civil (and commercial) litigious cases				NAP	NAP	NAP	NAP	NAP	NAP	NAP	NAP	-	-
99.3.3 High inst courts_Resolved cases_Non litigious cases (2.1+2.2+2.3)				NAP	NAP	NAP	NAP	NAP	NAP	NAP	NAP	-	-
99.3.4 High inst courts_Resolved cases_General civil (and commercial) non-litigious cases				NAP	NAP	NAP	NAP	NAP	NAP	NAP	NAP	-	-
99.3.5 High inst courts_Resolved cases_Registry cases (2.2.1+2.2.2+2.2.3)				NAP	NAP	NAP	NAP	NAP	NAP	NAP	NAP	-	-
99.3.6 High inst courts_Resolved cases_Non litigious land registry cases				NAP	NAP	NAP	NAP	NAP	NAP	NAP	NAP	-	-
99.3.7 High inst courts_Resolved cases_Non-litigious business registry cases				NAP	NAP	NAP	NAP	NAP	NAP	NAP	NAP	-	-
99.3.8 High inst courts_Resolved cases_Other registry cases				NAP	NAP	NAP	NAP	NAP	NAP	NAP	NAP	-	-
99.3.9 High inst courts_Resolved cases_Other non-litigious cases				NAP	NAP	NAP	NAP	NAP	NAP	NAP	NAP	-	-
99.3.10 High inst courts_Resolved cases_Administrative law cases				NAP	NAP	NAP	NAP	NAP	NAP	NAP	NAP	-	-
99.3.11 High inst courts_Resolved cases_Other cases (e.g. insolvency registry cases)				NAP	NAP	NAP	NAP	NAP	NAP	NAP	NAP	-	-
99.4.1 High inst courts_Pending cases on 31 Dec. Total of other than criminal law cases (1+2+3+4)				NAP	NAP	NAP	NAP	NAP	NAP	NAP	NAP	-	-
99.4.2 High inst courts_Pending cases on 31 Dec. Civil (and commercial) litigious cases				NAP	NAP	NAP	NAP	NAP	NAP	NAP	NAP	-	-
99.4.3 High inst courts_Pending cases on 31 Dec. Non litigious cases (2.1+2.2+2.3)				NAP	NAP	NAP	NAP	NAP	NAP	NAP	NAP	-	-

Cyprus

(2012-2022) data tables

Question	2012	2013	2014	2015	2016	2017	2018	2019	2020	2021	2022	Variations for quantitative questions	
												2012-2022	2021-2022
99.4.4 High inst courts_Pending cases on 31 Dec. General civil (and commercial) non-litigious cases				NAP	NAP	NAP	NAP	NAP	NAP	NAP	NAP	-	-
99.4.5 High inst courts_Pending cases on 31 Dec. Registry cases (2.2.1+2.2.2+2.2.3)				NAP	NAP	NAP	NAP	NAP	NAP	NAP	NAP	-	-
99.4.6 High inst courts_Pending cases on 31 Dec. Non litigious land registry cases				NAP	NAP	NAP	NAP	NAP	NAP	NAP	NAP	-	-
99.4.7 High inst courts_Pending cases on 31 Dec. Non-litigious business registry cases				NAP	NAP	NAP	NAP	NAP	NAP	NAP	NAP	-	-
99.4.8 High inst courts_Pending cases on 31 Dec. Other registry cases				NAP	NAP	NAP	NAP	NAP	NAP	NAP	NAP	-	-
99.4.9 High inst courts_Pending cases on 31 Dec. Other non-litigious cases				NAP	NAP	NAP	NAP	NAP	NAP	NAP	NAP	-	-
99.4.10 High inst courts_Pending cases on 31 Dec. Administrative law cases				NAP	NAP	NAP	NAP	NAP	NAP	NAP	NAP	-	-
99.4.11 High inst courts_Pending cases on 31 Dec. Other cases (e.g. insolvency registry cases)				NAP	NAP	NAP	NAP	NAP	NAP	NAP	NAP	-	-
99.5.1 High inst courts_Pending more than 2 years - Total of other than criminal law cases (1+2+3+4)				-	NAP	NAP	NAP	NAP	NAP	NAP	NAP	-	-
99.5.2 High inst courts_Pending more than 2 years - Civil (and commercial) litigious cases				-	NAP	NAP	NAP	NAP	NAP	NAP	NAP	-	-
99.5.10 High inst courts_Pending more than 2 years - Administrative law cases				-	NAP	NAP	NAP	NAP	NAP	NAP	NAP	-	-
Clearance rate and disposition time for Supreme courts' other than criminal law cases (Q97)													
CR Total of other than criminal law cases				NAP	NAP	NAP	NAP	NAP	NAP	NAP	NAP	-	-
CR Civil (and commercial) litigious cases				NAP	NAP	NAP	NAP	NAP	NAP	NAP	NAP	-	-
CR Non litigious cases (2.1+2.2+2.3)				NAP	NAP	NAP	NAP	NAP	NAP	NAP	NAP	-	-
CR General civil (and commercial) non-litigious cases				NAP	NAP	NAP	NAP	NAP	NAP	NAP	NAP	-	-
CR Registry cases (2.2.1+2.2.2+2.2.3)				NAP	NAP	NAP	NAP	NAP	NAP	NAP	NAP	-	-
CR Non litigious land registry cases				NAP	NAP	NAP	NAP	NAP	NAP	NAP	NAP	-	-
CR Non-litigious business registry cases				NAP	NAP	NAP	NAP	NAP	NAP	NAP	NAP	-	-
CR Other registry cases				NAP	NAP	NAP	NAP	NAP	NAP	NAP	NAP	-	-
CR Other non-litigious cases				NAP	NAP	NAP	NAP	NAP	NAP	NAP	NAP	-	-
CR Administrative law cases				NAP	NAP	NAP	NAP	NAP	NAP	NAP	NAP	-	-

Cyprus

(2012-2022) data tables

Question	2012	2013	2014	2015	2016	2017	2018	2019	2020	2021	2022	Variations for quantitative questions	
												2012-2022	2021-2022
CR Other cases (e.g. insolvency registry cases)				NAP	NAP	NAP	NAP	NAP	NAP	NAP	NAP	-	-
DT Total of other than criminal law cases				NAP	NAP	NAP	NAP	NAP	NAP	NAP	NAP	-	-
DT Civil (and commercial) litigious cases				NAP	NAP	NAP	NAP	NAP	NAP	NAP	NAP	-	-
DT Non litigious cases (2.1+2.2+2.3)				NAP	NAP	NAP	NAP	NAP	NAP	NAP	NAP	-	-
DT General civil (and commercial) non-litigious cases				NAP	NAP	NAP	NAP	NAP	NAP	NAP	NAP	-	-
DT Registry cases (2.2.1+2.2.2+2.2.3)				NAP	NAP	NAP	NAP	NAP	NAP	NAP	NAP	-	-
DT Non litigious land registry cases				NAP	NAP	NAP	NAP	NAP	NAP	NAP	NAP	-	-
DT Non-litigious business registry cases				NAP	NAP	NAP	NAP	NAP	NAP	NAP	NAP	-	-
DT Other registry cases				NAP	NAP	NAP	NAP	NAP	NAP	NAP	NAP	-	-
DT Other non-litigious cases				NAP	NAP	NAP	NAP	NAP	NAP	NAP	NAP	-	-
DT Administrative law cases				NAP	NAP	NAP	NAP	NAP	NAP	NAP	NAP	-	-
DT Other cases (e.g. insolvency registry cases)				NAP	NAP	NAP	NAP	NAP	NAP	NAP	NAP	-	-

First instance criminal law cases (Q94)

094.1.1 Total - pending 1 Jan									45 674	49 542	42 863	-	-13,5%
094.1.2 Severe cases - pending 1 Jan									NA	NA	NA	-	-
094.1.3 Misdemeanour cases - pending 1 Jan									NA	NA	NA	-	-
094.1.4 Other - pending 1 Jan									NA	NA	NAP	-	-
094.2.1 Total -incoming									59 300	56 867	81 716	-	43,7%
094.2.2 Severe cases - incoming									NA	NA	NA	-	-
094.2.3 Misdemeanour cases - incoming									NA	NA	NA	-	-
094.2.4 Other - incoming									NA	NA	NAP	-	-
094.3.1 Total - resolved									56 142	63 546	66 194	-	4,2%

Cyprus

(2012-2022) data tables

Question	2012	2013	2014	2015	2016	2017	2018	2019	2020	2021	2022	Variations for quantitative questions	
												2012-2022	2021-2022
094.3.2 Severe cases -resolved									NA	NA	NA	-	-
094.3.3 Misdemeanour cases - resolved									NA	NA	NA	-	-
094.3.4 Other - resolved									NA	NA	NAP	-	-
094.4.1 Total - pending 31 Dec									48 832	42 863	58 385	-	36,2%
094.4.2 Severe cases - pending 31 Dec									NA	NA	NA	-	-
094.4.3 Misdemeanour cases - pending 31 Dec									NA	NA	NA	-	-
094.4.4 Other - pending 31 Dec									NA	NA	NAP	-	-
094.5.1 Total - pending more then 2 years									NA	NA	NA	-	-
094.5.2 Severe cases - pending more then 2 years									NA	NA	NA	-	-
094.5.3 Misdemeanour cases - pending more then 2 years									NA	NA	NA	-	-
094.5.4 Other - pending more then 2 years									NA	NA	NAP	-	-

Clearance rate and disposition time for first instance criminal law cases (Q94)

CR of Total									95%	112%	81%	-	(30,7)
CR of Severe cases									NA	NA	NA	-	-
CR of Misdemeanour cases									NA	NA	NA	-	-
CR of Other									NA	NA	NAP	-	-
DT of Total									317	246	322	-	30,8%
DT of Severe cases									NA	NA	NA	-	-
DT of Misdemeanour cases									NA	NA	NA	-	-
DT of Other									NA	NA	NAP	-	-

Second instance criminal law cases (Q98)

098.1.1 Total - pending 1 Jan									278	245	235	-	-4,1%
-------------------------------	--	--	--	--	--	--	--	--	-----	-----	-----	---	-------

Cyprus

(2012-2022) data tables

Question	2012	2013	2014	2015	2016	2017	2018	2019	2020	2021	2022	Variations for quantitative questions	
												2012-2022	2021-2022
098.1.2 Severe cases - pending 1 Jan									NA	NA	NA	-	-
098.1.3 Misdemeanour cases - pending 1 Jan									NA	NA	NA	-	-
098.1.4 Other - pending 1 Jan									NA	NA	NAP	-	-
098.2.1 Total -incoming									249	226	293	-	29,6%
098.2.2 Severe cases - incoming									NA	NA	NA	-	-
098.2.3 Misdemeanour cases - incoming									NA	NA	NA	-	-
098.2.4 Other - incoming									NA	NA	NAP	-	-
098.3.1 Total - resolved									270	239	272	-	13,8%
098.3.2 Severe cases -resolved									NA	NA	NA	-	-
098.3.3 Misdemeanour cases - resolved									NA	NA	NA	-	-
098.3.4 Other - resolved									NA	NA	NAP	-	-
098.4.1 Total - pending 31 Dec									257	232	256	-	10,3%
098.4.2 Severe cases - pending 31 Dec									NA	NA	NA	-	-
098.4.3 Misdemeanour cases - pending 31 Dec									NA	NA	NA	-	-
098.4.4 Other - pending 31 Dec									NA	NA	NAP	-	-
098.5.1 Total - pending more then 2 years									NA	NA	NA	-	-
098.5.2 Severe cases - pending more then 2 years									NA	NA	NA	-	-
098.5.3 Misdemeanour cases - pending more then 2 years									NA	NA	NA	-	-
098.5.4 Other - pending more then 2 years									NA	NA	NAP	-	-
Clearance rate and disposition time for second instance criminal law cases (Q98)													
CR of Total									108,4%	105,8%	92,8%	-	(12,22)
CR o2 Severe cases									NA	NA	NA	-	-

Cyprus

(2012-2022) data tables

Question	2012	2013	2014	2015	2016	2017	2018	2019	2020	2021	2022	Variations for quantitative questions	
												2012-2022	2021-2022
CR of Misdemeanour cases									NA	NA	NA	-	-
CR of Other									NA	NA	NAP	-	-
DT of Total									347	354	344	-	-3,0%
DT of Severe cases									NA	NA	NA	-	-
DT of Misdemeanour cases									NA	NA	NA	-	-
DT of Other									NA	NA	NAP	-	-
Supreme courts' criminal law cases (Q100)													
100.1.1 Total - pending 1 Jan									NAP	NAP	NAP	-	-
100.1.2 Severe cases - pending 1 Jan									NAP	NAP	NAP	-	-
100.1.3 Misdemeanour cases - pending 1 Jan									NAP	NAP	NAP	-	-
100.1.4 Other - pending 1 Jan									NAP	NAP	NAP	-	-
100.2.1 Total -incoming									NAP	NAP	NAP	-	-
100.2.2 Severe cases - incoming									NAP	NAP	NAP	-	-
100.2.3 Misdemeanour cases - incoming									NAP	NAP	NAP	-	-
100.2.4 Other - incoming									NAP	NAP	NAP	-	-
100.3.1 Total - resolved									NAP	NAP	NAP	-	-
100.3.2 Severe cases -resolved									NAP	NAP	NAP	-	-
100.3.3 Misdemeanour cases - resolved									NAP	NAP	NAP	-	-
100.3.4 Other - resolved									NAP	NAP	NAP	-	-
100.4.1 Total - pending 31 Dec									NAP	NAP	NAP	-	-
100.4.2 Severe cases - pending 31 Dec									NAP	NAP	NAP	-	-
100.4.3 Misdemeanour cases - pending 31 Dec									NAP	NAP	NAP	-	-

Cyprus

(2012-2022) data tables

Question	2012	2013	2014	2015	2016	2017	2018	2019	2020	2021	2022	Variations for quantitative questions	
												2012-2022	2021-2022
100.4.4 Other - pending 31 Dec									NAP	NAP	NAP	-	-
100.5.1 Total - pending more than 2 years									NAP	NAP	NAP	-	-
100.5.2 Severe cases - pending more than 2 years									NAP	NAP	NAP	-	-
100.5.3 Misdemeanour cases - pending more than 2 years									NAP	NAP	NAP	-	-
100.5.4 Other - pending more than 2 years									NAP	NAP	NAP	-	-
Clearance rate and disposition time for supreme courts' criminal law cases (Q100)													
CR of Total									NAP	NAP	NAP	-	-
CR of Severe cases									NAP	NAP	NAP	-	-
CR of Misdemeanour cases									NAP	NAP	NAP	-	-
CR of Other									NAP	NAP	NAP	-	-
DT of Total									NAP	NAP	NAP	-	-
DT of Severe cases									NAP	NAP	NAP	-	-
DT of Misdemeanour cases									NAP	NAP	NAP	-	-
DT of Other									NAP	NAP	NAP	-	-
Indicator 4: Public prosecution services													
(Q107, Q107-1, Q109)													
1. Pending cases on 1 Jan. ref. year									NA	NA	NA	-	-
2. Incoming/received cases									NA	NA	NA	-	-
3. Processed cases (3.1 + 3.2 + 3.3 + 3.4)									NA	NA	NA	-	-
3.1. Discontinued during the reference year (3.1.1+3.1.2+3.1.3+3.1.4.)									NA	NA	NA	-	-
3.1.1 Discontinued by the public prosecutor because the offender could not be identified									NA	NA	NA	-	-
3.1.2 Discontinued by the public prosecutor due to the lack of an established offence or a specific legal situation									NA	NA	NA	-	-

Cyprus

(2012-2022) data tables

Question	2012	2013	2014	2015	2016	2017	2018	2019	2020	2021	2022	Variations for quantitative questions	
												2012-2022	2021-2022
3.1.3 Discontinued by the public prosecutor for reasons of opportunity									NA	NA	NA	-	-
3.1.4 Discontinued for other reasons									NA	NA	NA	-	-
3.2. Concluded by a penalty or a measure imposed or negotiated by the public prosecutor									NA	NA	NA	-	-
3.3. Cases brought to court									NA	NA	NA	-	-
4. Pending cases on 31 Dec. ref. year									NA	NA	NA	-	-
Public prosecution: Ratio of processed cases with incoming cases									NA	NA	NA	-	-
Public prosecution: Ratio of pending cases with incoming cases									NA	NA	NA	-	-
Number of cases concluded with the guilty plea procedure - Total									NAP	NAP	NAP	-	-
Number of cases concluded with the guilty plea procedure - Total - Severe criminal cases									NAP	NAP	NAP	-	-
Number of cases concluded with the guilty plea procedure - Total - Misdemeanour and / or minor criminal cases									NAP	NAP	NAP	-	-
Number of cases concluded with the guilty plea procedure - Before the main trial - Total									NAP	NAP	NAP	-	-
Number of cases concluded with the guilty plea procedure - Before the main trial - Severe criminal cases									NAP	NAP	NAP	-	-
Number of cases concluded with the guilty plea procedure - Before the main trial - Misdemeanour and / or minor criminal cases									NAP	NAP	NAP	-	-
Number of cases concluded with the guilty plea procedure - During the main trial - Total									NAP	NAP	NAP	-	-
Number of cases concluded with the guilty plea procedure - During the main trial - Severe criminal cases									NAP	NAP	NAP	-	-
Number of cases concluded with the guilty plea procedure - During the main trial - Misdemeanour and / or minor criminal cases									NAP	NAP	NAP	-	-

Budget of public prosecution services (Q13)

Cyprus

(2012-2022) data tables

Question	2012	2013	2014	2015	2016	2017	2018	2019	2020	2021	2022	Variations for quantitative questions	
												2012-2022	2021-2022
Total approved annual public budget allocated to the public prosecution services in €	17 971 759 €	16 600 696 €	15 798 704 €	18 562 103 €	21 953 972 €	18 184 425 €	20 478 203 €	22 640 515 €	21 117 635 €	34 446 594 €	62 341 935 €	246,9%	80,98%
Total implemented annual public budget allocated to the public prosecution services in €	-	-	NA	NA	36 139 641 €	31 872 434 €	19 706 797 €	13 807 046 €	20 126 033 €	33 317 620 €	59 087 055 €	-	77,34%
Approved annual public budget allocated to training of public prosecution services in € (included in the total)	-	-	-	-	-	-	45 800 €	NA	45 850 €	42 750 €	47 325 €	-	10,70%
Implemented annual public budget allocated to training of public prosecution services in € (included in the total)	-	-	-	-	-	-	1 100 €	NA	12 250 €	19 689 €	28 740 €	-	45,97%

Indicator 5: Access to justice

System for compensating users

(Q37)

Number of requests for compensation	2012	2013	2014	2015	2016	2017	2018	2019	2020	2021	2022	2012-2022	2021-2022
037.1.1 Total									NA	NA	NA	-	-
037.1.2 Excessive length of proceedings									NA	NA	NA	-	-
037.1.3 Non-execution of court decisions									NAP	NAP	NAP	-	-
037.1.4 Wrongful arrest/detention									NAP	NAP	NAP	-	-
037.1.5 Wrongful conviction									NAP	NAP	NAP	-	-
037.1.6 Other									NAP	NAP	NAP	-	-
Number of compensations granted													
037.2.1 Total									NA	NA	NA	-	-
037.2.2 Excessive length of proceedings									NA	NA	NA	-	-
037.2.3 Non-execution of court decisions									NAP	NAP	NAP	-	-
037.2.4 Wrongful arrest/detention									NAP	NAP	NAP	-	-

Cyprus

(2012-2022) data tables

Question	2012	2013	2014	2015	2016	2017	2018	2019	2020	2021	2022	Variations for quantitative questions	
												2012-2022	2021-2022
037.2.5 Wrongful conviction									NAP	NAP	NAP	-	-
037.2.6 Other									NAP	NAP	NAP	-	-
Amount of compensations granted (in €)													
037.3.1 Total									NA	NA	NA	-	-
037.3.2 Excessive length of proceedings									NA	NA	NA	-	-
037.3.3 Non-execution of court decisions									NAP	NAP	NAP	-	-
037.3.4 Wrongful arrest/detention									NAP	NAP	NAP	-	-
037.3.5 Wrongful conviction									NAP	NAP	NAP	-	-
037.3.6 Other									NAP	NAP	NAP	-	-

Indicator 6: The ICT tools of courts and for court users

(Q62-23, Q62-24, Q62-25, Q62-26)

Writing assistance tools													
062-23.1.1.1 Deployment rate in civil and/or commercial matter												NAP	
062-23.1.2.1 Usage rate in civil and/or commercial matter												NAP	
062-23.1.3.1 Deployment rate in administrative matter												NAP	
062-23.2.1.1 Usage rate in administrative matter												NAP	
062-23.2.2.1 Deployment rate in criminal matter												NAP	
062-23.2.3.1 Usage rate in criminal matter												NAP	
Features of the writing assistance tools													
Civil and/or commercial matter													
062-24.1.1.1 Templates												NAP	
062-24.1.1.2 Automatically generated text												NAP	

Cyprus

(2012-2022) data tables

Question	2012	2013	2014	2015	2016	2017	2018	2019	2020	2021	2022	Variations for quantitative questions	
												2012-2022	2021-2022
062-24.1.1.3 Automatically suggested decision											NAP		
062-24.1.1.4 Speech-to-text											NAP		
062-24.1.1.5 Electronic signature											NAP		
062-24.1.1.6 Other special functionality											NAP		
Administrative matter													
062-24.1.2.1 Templates											NAP		
062-24.1.2.2 Automatically generated text											NAP		
062-24.1.2.3 Automatically suggested decision											NAP		
062-24.1.2.4 Speech-to-text											NAP		
062-24.1.2.5 Electronic signature											NAP		
062-24.1.2.6 Other special functionality											NAP		
Criminal matter													
062-24.1.3.1 Templates											False		
062-24.1.3.2 Automatically generated text											False		
062-24.1.3.3 Automatically suggested decision											False		
062-24.1.3.4 Speech-to-text											False		
062-24.1.3.5 Electronic signature											False		
062-24.1.3.6 Other special functionality											False		
Recording of court hearings													
062-25.1.1.1 Deployment rate in civil and/or commercial matter											NAP		
062-25.1.2.1 Usage rate in civil and/or commercial matter											NAP		
062-25.1.3.1 Deployment rate in administrative matter											NAP		

Cyprus

(2012-2022) data tables

Question	2012	2013	2014	2015	2016	2017	2018	2019	2020	2021	2022	Variations for quantitative questions		
												2012-2022	2021-2022	
062-25.2.1.1 Usage rate in administrative matter												NAP		
062-25.2.2.1 Deployment rate in criminal matter												NAP		
062-25.2.3.1 Usage rate in criminal matter												NAP		
Features of the recording of court hearings												NAP		
Civil and/or commercial matter														
062-26.1.1.1 Audio recording												NAP		
062-26.1.1.2 Video recording												NAP		
062-26.1.1.3 Systematic recording for all hearings												NAP		
062-26.1.1.4 Automatically indexed recording												NAP		
062-26.1.1.5 Automatic transcript from recording												NAP		
062-26.1.1.6 Possibility to request a copy of the recording												NAP		
062-26.1.1.7 Other special functionality								-	-			NAP		
Administrative matter														
062-26.1.2.1 Audio recording												NAP		
062-26.1.2.2 Video recording												NAP		
062-26.1.2.3 Systematic recording for all hearings												NAP		
062-26.1.2.4 Automatically indexed recording												NAP		
062-26.1.2.5 Automatic transcript from recording												NAP		
062-26.1.2.6 Possibility to request a copy of the recording												NAP		
062-26.1.2.7 Other special functionality								-	-			NAP		
Criminal matter														
062-26.1.3.1 Audio recording												NAP		

Cyprus

(2012-2022) data tables

Question	2012	2013	2014	2015	2016	2017	2018	2019	2020	2021	2022	Variations for quantitative questions	
												2012-2022	2021-2022
062-26.1.3.2 Video recording											NAP		
062-26.1.3.3 Systematic recording for all hearings											NAP		
062-26.1.3.4 Automatically indexed recording											NAP		
062-26.1.3.5 Automatic transcript from recording											NAP		
062-26.1.3.6 Possibility to request a copy of the recording											NAP		
062-26.1.3.7 Other special functionality											NAP		

Indicator 7: Professionals of justice

(Q46, Q46-2, Q52, Q52-1, Q55, Q60, Q4, Q132, Q133, Q144, Q145, Q146)

46.1.1 Total Number of professional judges	103	101	97	113	111	119	118	115	126	129	143	38,8%	10,9%
46.1.2 Number of 1st inst professional judges	90	88	84	100	98	106	105	102	113	116	130	44,4%	12,1%
46.1.3 Number of 2nd inst professional judges	NAP	NAP	NAP	NAP	NAP	NAP	NAP	NAP	NAP	NAP	NAP	-	-
46.1.4 Number of Supreme court professional judges	13	13	13	13	13	13	13	13	13	13	13	0,0%	0,0%
46.2.1 Number of professional judges_males	56	54	53	60	57	60	59	59	60	59	66	17,9%	11,9%
46.2.2 Number of 1st instance professional judges_males	47	44	44	51	49	52	51	50	53	52	59	25,5%	13,5%
46.2.3 Number of 2nd instance professional judges_males	NAP	NAP	NAP	NAP	NAP	NAP	NAP	NAP	NAP	NAP	NAP	-	-
46.2.4 Number of Supreme court professional judges_males	9	10	9	9	8	8	8	9	7	7	7	-22,2%	0,0%
46.3.1 Number of professional judges_females	47	47	44	53	54	59	59	56	66	70	77	63,8%	10,0%
46.3.2 Number of 1st inst professional judges_females	43	44	40	49	49	54	54	52	60	64	71	65,1%	10,9%
46.3.3 Number of 2nd inst professional judges_females	NAP	NAP	NAP	NAP	NAP	NAP	NAP	NAP	NAP	NAP	NAP	-	-
46.3.4 Number of Supreme court professional judges_females	4	3	4	4	5	5	5	4	6	6	6	50,0%	0,0%
046-2.1.1 Number of professional judges (FTE) - Total									126	129	143	-	10,9%
046-2.1.2 Professional judges of first instance (FTE) - Total									113	116	130	-	12,1%

Cyprus

(2012-2022) data tables

Question	2012	2013	2014	2015	2016	2017	2018	2019	2020	2021	2022	Variations for quantitative questions	
												2012-2022	2021-2022
046-2.1.3 Professional judges of second instance (FTE) - Total									NAP	NAP	NAP	-	-
046-2.1.4 Professional judges of supreme court (FTE) - Total									13	13	13	-	0,0%
046-2.2.1 Number of professional judges (FTE) - Civil and commercial									NA	NA	NA	-	-
046-2.2.2 Professional judges of first instance (FTE) - Civil and commercial									NA	NA	NA	-	-
046-2.2.3 Professional judges of second instance (FTE) - Civil and commercial									NAP	NAP	NAP	-	-
046-2.2.4 Professional judges of supreme court (FTE) - Civil and commercial									NAP	NAP	NAP	-	-
046-2.3.1 Number of professional judges (FTE) - Criminal									NA	NA	NA	-	-
046-2.3.2 Professional judges of first instance (FTE) - Criminal									NA	NA	NA	-	-
046-2.3.3 Professional judges of second instance (FTE) - Criminal									NAP	NAP	NAP	-	-
046-2.3.4 Professional judges of supreme court (FTE) - Criminal									NAP	NAP	NAP	-	-
046-2.4.1 Number of professional judges (FTE) - Administrative									13	7	13	-	85,7%
046-2.4.2 Professional judges of first instance (FTE) - Administrative									13	7	13	-	85,7%
046-2.4.3 Professional judges of second instance (FTE) - Administrative									NAP	NAP	NAP	-	-
046-2.4.4 Professional judges of supreme court (FTE) - Administrative									NAP	NAP	NAP	-	-
046-2.5.1 Number of professional judges (FTE) - Other									113	25	35	-	40,0%
046-2.5.2 Professional judges of first instance (FTE) - Other									87	25	35	-	40,0%
046-2.5.3 Professional judges of second instance (FTE) - Other									NAP	NAP	NAP	-	-
046-2.5.4 Professional judges of supreme court (FTE) - Other									13	NAP	NAP	-	-
52.1.1 Total Number of non judge staff who are working in courts	424	427	448	424	437	441	427	475	449	496	513	21,0%	3,4%
52.1.2 Number of Non judge staff (Rechtspfleger)	NAP	NAP	NAP	NAP	NAP	NAP	NAP	NAP	NAP	NAP	NAP	-	-
52.1.3 Number of Non-judge staff assisting the judges	133	133	129	130	138	138	138	155	149	147	151	13,5%	2,7%
52.1.4 Number of Staff in charge of administrative tasks	124	131	128	130	135	135	131	147	148	154	170	37,1%	10,4%

Cyprus

(2012-2022) data tables

Question	2012	2013	2014	2015	2016	2017	2018	2019	2020	2021	2022	Variations for quantitative questions	
												2012-2022	2021-2022
52.1.5 Number of Technical staff	129	125	151	128	130	134	125	135	119	149	146	13,2%	-2,0%
52.1.6 Number of Other non judge staff	38	38	40	36	34	34	33	38	33	46	46	21,1%	0,0%
52.2.1 Total Number of non judge staff who are working in courts(men)	NA	155	178	144	146	150	143	155	145	175	170	-	-2,9%
52.2.2 Number of Non judge staff (Rechtspfleger)(men)	NAP	NAP	NAP	NAP	NAP	NAP	NAP	NAP	NAP	NAP	NAP	-	-
52.2.3 Number of Non-judge staff assisting the judges(men)	NA	7	9	9	9	9	9	9	10	10	15	-	50,0%
52.2.4 Number of Staff in charge of administrative tasks(men)	NA	10	NA	7	8	8	10	8	13	15	22	-	46,7%
52.2.5 Number of Technical staff(men)	NA	94	118	99	101	105	95	103	98	116	108	-	-6,9%
52.2.6 Number of Other non judge staff(men)	NA	38	NA	29	28	28	30	35	24	34	25	-	-26,5%
52.3.1 Total Number of non judge staff who are working in courts(women)	NA	272	284	280	291	291	284	320	304	321	343	-	6,9%
52.3.2 Number of Non judge staff (Rechtspfleger)(women)	NAP	NAP	NAP	NAP	NAP	NAP	NAP	NAP	NAP	NAP	NAP	-	-
52.3.3 Number of Non-judge staff assisting the judges(women)	NA	126	120	121	129	129	129	146	139	137	136	-	-0,7%
52.3.4 Number of Staff in charge of administrative tasks(women)	NA	121	NA	123	127	127	121	139	135	139	148	-	6,5%
52.3.5 Number of Technical staff(women)	NA	31	33	29	29	29	30	32	21	33	38	-	15,2%
52.3.6 Number of Other non judge staff(women)	NA	-	NA	7	6	6	3	3	9	12	21	-	75,0%
052-1.1.1 Non-judge staff (Total)									449	496	513	-	3,4%
052-1.1.2 Non-judge staff at first instance (total)									370	413	422	-	2,2%
052-1.1.3 Non-judge staff at second instance (total)									NAP	NAP	NAP	-	-
052-1.1.4 Non-judge staff at Supreme court (total)									79	83	91	-	9,6%
052-1.2.1 Non-judge staff (Males)									145	175	170	-	-2,9%
052-1.2.2 Non-judge staff at first instance (males)									125	152	144	-	-5,3%
052-1.2.3 Non-judge staff at second instance (males)									NAP	NAP	NAP	-	-
052-1.2.4 Non-judge staff at Supreme court (males)									20	23	26	-	13,0%

Cyprus

(2012-2022) data tables

Question	2012	2013	2014	2015	2016	2017	2018	2019	2020	2021	2022	Variations for quantitative questions	
												2012-2022	2021-2022
052-1.3.1 Non-judge staff (females)									304	321	343	-	6,9%
052-1.3.2 Non-judge staff at first instance (females)									245	261	278	-	6,5%
052-1.3.3 Non-judge staff at second instance (females)									NAP	NAP	NAP	-	-
052-1.3.4 Non-judge staff at supreme court (females)									59	60	65	-	8,3%
055.1.1 Prosecutors (total)									137	146	180	-	23,3%
055.1.2 Prosecutors (1st inst.)									NAP	NAP	NAP	-	-
055.1.3 Prosecutors (2nd inst.)									NAP	NAP	NAP	-	-
055.1.4 Prosecutors (Highest instance)									NAP	NAP	NAP	-	-
055.2.1 Prosecutors - Males -total									30	30	48	-	60,0%
055.2.2 Prosecutors - Males, 1st inst.									NAP	NAP	NAP	-	-
055.2.3 Prosecutors - Males, 2nd inst.									NAP	NAP	NAP	-	-
055.2.4 Prosecutors - Males, Supreme courts									NAP	NAP	NAP	-	-
055.3.1 Prosecutors - Females, Total									107	116	132	-	13,8%
055.3.2 Prosecutors - Females, 1st inst.									NAP	NAP	NAP	-	-
055.3.3 Prosecutors - Females, 2nd inst.									NAP	NAP	NAP	-	-
055.3.4 Prosecutors - Females, Supreme courts									NAP	NAP	NAP	-	-
057 Other with similar duties as public prosecutors											True	-	-
056.1.1 Heads of prosecution (total)											10	-	-
056.1.2 Heads of prosecution (1st inst.)											NAP	-	-
056.1.3 Heads of prosecution (2nd inst.)											NAP	-	-
056.1.4 Heads of prosecution (Highest instance)											NAP	-	-
056.2.1 Heads of prosecution - Males -total											0	-	-
056.2.2 Heads of prosecution - Males, 1st inst.											NAP	-	-

Cyprus

(2012-2022) data tables

Question	2012	2013	2014	2015	2016	2017	2018	2019	2020	2021	2022	Variations for quantitative questions	
												2012-2022	2021-2022
056.2.3 Heads of prosecution - Males, 2nd inst.											NAP	-	-
056.2.4 Heads of prosecution - Males, Supreme courts											NAP	-	-
056.3.1 Heads of prosecution - Females, Total											10	-	-
056.3.2 Heads of prosecution - Females, 1st inst.											NAP	-	-
056.3.3 Heads of prosecution - Females, 2nd inst.											NAP	-	-
056.3.4 Heads of prosecution - Females, Supreme courts											NAP	-	-
060.1.1 Number of non-prosecutor staff Total							69	-	73	78	89	-	14,1%
060.2.1 Number of non-prosecutor staff Males							13	-	15	15	17	-	13,3%
060.3.1 Number of non-prosecutor staff Females							56	-	58	63	72	-	14,3%
004 Annual average salary in the country							22 896 €	23 742 €	24 882 €	25 116 €	26 424 €	-	5,2%
132.1.1 Gross annual salary, in € - Professional judge at the beginning of career							77 738 €	77 738 €	77 916 €	77 916 €	77 916 €	-	0,0%
132.1.2 Gross annual salary, in € - Judge of the Supreme Court							137 139 €	138 179 €	138 494 €	138 494 €	138 494 €	-	0,0%
132.1.3 Gross annual salary, in € - Public prosecutor at the beginning of career							34 060 €	32 959 €	35 010 €	35 010 €	35 010 €	-	0,0%
132.1.4 Gross annual salary, in € - Public prosecutor of the Supreme Court or the Highest Appellate Instance							NAP	NAP	NAP	NAP	NAP	-	-
132.2.1 Net annual salary, in € - Professional judge at the beginning of career							NA	NA	56 069 €	56 069 €	56 069 €	-	0,0%
132.2.2 Net annual salary, in € - Judge of the Supreme Court							NA	NA	105 500 €	105 500 €	105 500 €	-	0,0%
132.2.3 Net annual salary, in € - Public prosecutor at the beginning of career							NA	NA	NA	NA	NA	-	-
132.2.4 Net annual salary, in € - Public prosecutor of the Supreme Court or the Highest Appellate Instance							NAP	NAP	NAP	NAP	NAP	-	-
133.1.1.1 - Additional benefits for judges - Reduced taxation							False	False	False	False	False		
133.1.2.1 - Additional benefits for judges - Special pension							False	False	False	False	False		
133.1.3.1 - Additional benefits for judges - Housing							False	False	False	False	False		
133.1.4.1 - Additional benefits for judges - Other financial benefit							True	True	True	True	True		
133.2.1.1 - Additional benefits for prosecutors - Reduced taxation							False	False	False	False	False		

Cyprus

(2012-2022) data tables

Question	2012	2013	2014	2015	2016	2017	2018	2019	2020	2021	2022	Variations for quantitative questions	
												2012-2022	2021-2022
133.2.2.1 - Additional benefits for prosecutors - Special pension							False	False	False	False	False		
133.2.3.1 - Additional benefits for prosecutors - Housing							False	False	False	False	False		
133.2.4.1 - Additional benefits for prosecutors - Other financial benefit							False	False	True	True	True		
Lawyers													
(Q146, Q147, Q148)													
146.1.1 Total number of lawyers practising	2 558	2 896	3 114	3 208	3 605	3 793	4 012	4 209	4 273	4 377	4 651	81,8%	6,3%
146.2.1 Practising lawyers - man							1 790	1 861	1 821	1 923	1 973	-	2,6%
146.3.1 Practising lawyers - woman							2 222	2 348	2 452	2 454	2 678	-	9,1%
147 Does this figure include “legal advisors” who cannot represent their clients in court (for example, some solicitors or in-house counsellors)?				Yes	True	False	False	False	False	False	False	-	-
148 Number of legal advisors who cannot represent their clients in court:				NA	NA	NA	NA	NA	NA	NA	NA	-	-
Indicator 8: Mediators and notaries													
(Q166, Q157)													
166 Number of accredited or registered mediators who practice judicial mediation:	NA	NA	NA	NA	NA	NA	NA	NA	NA	NA	NA	-	-
166.2.1 Mediators - male							NA	NA	NA	NA	NA	-	-
166.3.1 Mediators - female							NA	NA	NA	NA	NA	-	-
192.1.1 Number of notaries											NAP	-	-
192.1.2 Private professionals (without control from public authorities)											NAP	-	-
192.1.3 Holders of public offices appointed by the State											NAP	-	-
192.1.4 Civil servants (paid by the State)											NAP	-	-
192.1.5 Other											NAP	-	-
192.2.1 Number of notaries- male											NAP	-	-
192.2.2 Private professionals (without control from public authorities)- male											NAP	-	-
192.2.3 Holders of public offices appointed by the State- male											NAP	-	-
192.2.4 Civil servants (paid by the State)- male											NAP	-	-
192.2.5 Other- male											NAP	-	-
192.3.1 Number of notaries- female											NAP	-	-
192.3.2 Private professionals (without control from public authorities)- female											NAP	-	-
192.3.3 Holders of public offices appointed by the State- female											NAP	-	-
192.3.4 Civil servants (paid by the State)- female											NAP	-	-

Cyprus

(2012-2022) data tables

Question	2012	2013	2014	2015	2016	2017	2018	2019	2020	2021	2022	Variations for quantitative questions	
												2012-2022	2021-2022
												192.3.5 Other- female	

Key: Variation of more than (+ -) 30%