

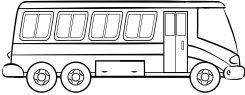

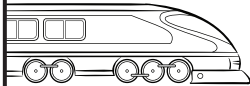




# My Travel Map

**Directions:** A map can be a great tool to help you talk with your child about the move and let her know what to expect. Encourage her to draw a path on the map from your old house to your new house. Include anything exciting you might be passing along the way. Then circle or draw the vehicle(s) that you are using to travel to your new home.



 <p><b>Car</b></p>	 <p><b>Bus</b></p>	 <p><b>Airplane</b></p>	 <p><b>Train</b></p>	<p><b>Other</b></p>
---	---	--	--	---------------------

**Family Tip:** A few hours in the car or on a plane can feel like days to a young child! Play an exciting game to help her focus on something fun. Create "I Spy" challenges to play with your child during the journey, such as "Find a dog on the street" or "Spot a red suitcase at the airport."