



EU NEIGHBOURS south

Nov – Dec 2022

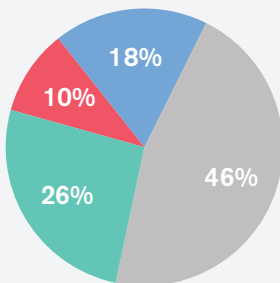


IMAGE OF THE EU

In general, does the European Union conjure up for you a very positive, fairly positive, neutral, fairly negative or very negative image?


Perceptions of the EU according to:

All respondents



- Positive
- Negative
- Neutral
- Don't know

Gender




Years

Evolution of positive perceptions (2021 – 2022)

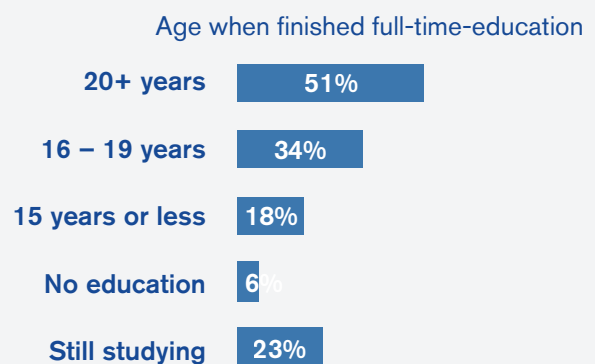


Positive perceptions of the EU according to:

Age



Education

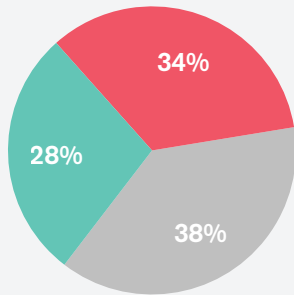


KNOWLEDGE OF THE EU

To what extent do you know what the European Union is all about?

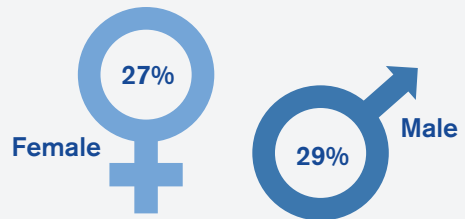
Percentage of respondents who know what is the EU, by:

All respondents




- Know what the EU is all about
- Don't know what the EU is all about
- Don't know

Gender



Age



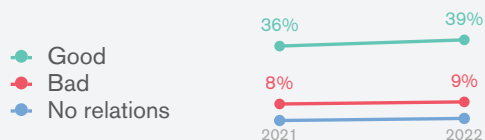
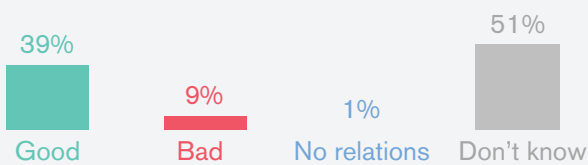
Education

Age when finished full-time education

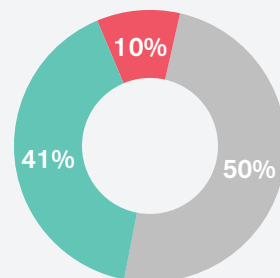


EU RELATIONS WITH EGYPT

Self-assessment of the EU's relations with Egypt

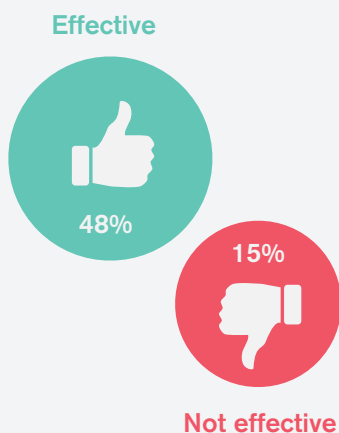


Importance of the partnership

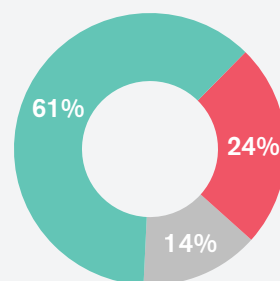
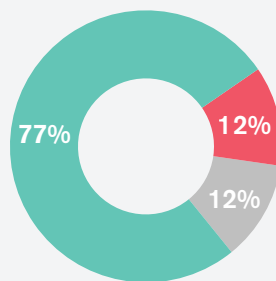


- Important
- Not important
- Don't know

To what extent do you think that the support provided by the European Union to Egypt has been overall effective or not?



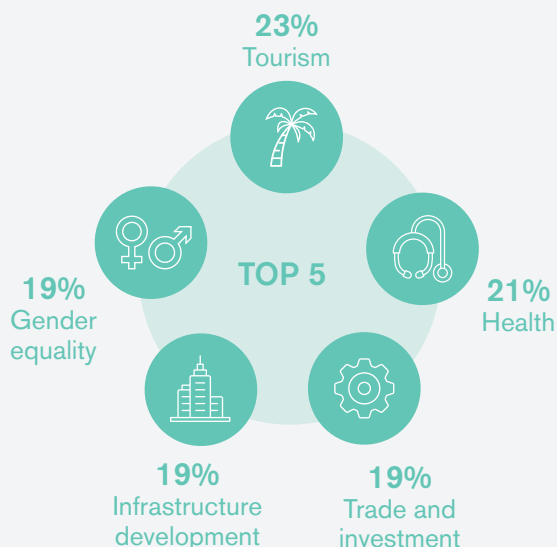
Answers from people with a:
Positive image of the EU




● Effective ● Not effective ● Don't know

EU'S ACTION

In which of the following areas would you say Egypt has benefited from European Union support?


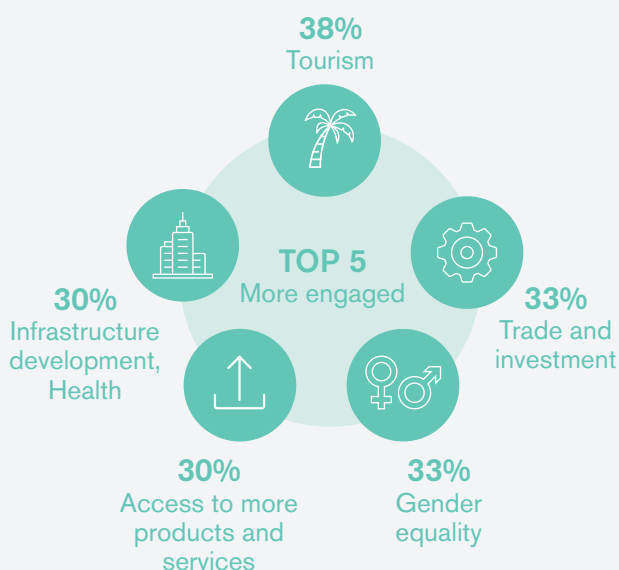


Has the EU's response to the war in Ukraine changed your perceptions of the EU?



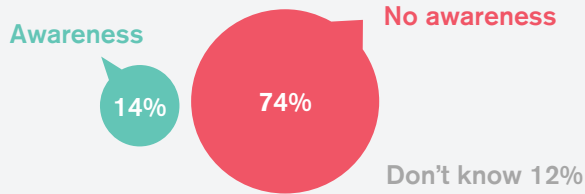
● Positively
● Negatively
● Did not change perceptions
● Don't know

In which areas do you think the European Union could be more / less engaged in Egypt?



INFORMATION ON THE EU

EU communication campaign awareness




EU initiatives awareness

- 35% #StandWithUkraine
- 21% Violence against Women
- 19% Syria Conference
- 11% #InTheirEyes
- 9% Team Europe
- 8% Eyes on Blue

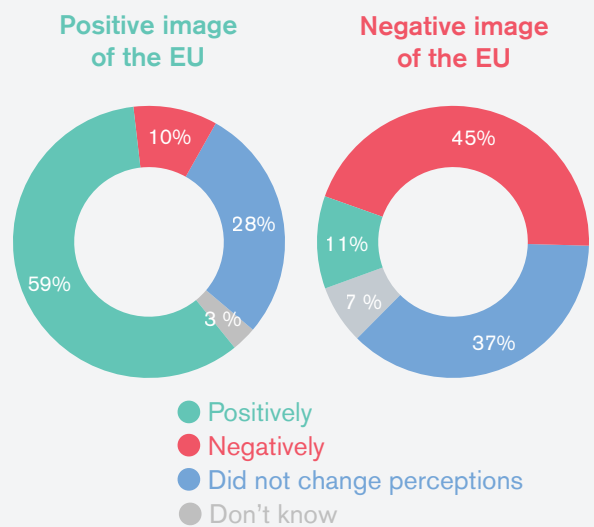
Preferred sources of information on the EU

	Television	18%
	Online social networks	16%
	Internet sources (websites, blogs, search engines)	12%
	Discussions with relatives, friends, colleagues	10%
	The European Union's official website/social media	6%
	The official website/social media of the EU delegation in Egypt	6%

Impact of communications on perceptions of the EU



Answers from people with a:



All respondents who have heard or seen something about the EU in the last 12 months

For more information

south.euneighbours.eu

@euneighbours

euneighbourssouth

euneighbours