

## **“Made in Germany” Is World’s Favorite Brand: German Products Take First Place in Statista’s Made-In-Country Index**

- Statista releases annual “Made in” quality label index
- Global ranking of countries with implications for international trade
- More than 43,000 consumers from 52 countries surveyed
- Germany leads ranking, Switzerland takes second place
- USA only ranked 8th – Trump presidency tarnishes image of “Made in USA”
- “Made in EU” secures bronze medal: collective label held in surprisingly high regard even outside Europe

**Never before have so many goods been exported than over the course of this decade. The global volume of exports has increased fivefold since 1990. Statista, one of the world’s leading databases for business-relevant facts and information, sought to find out which countries around the globe enjoy the best reputation as countries of manufacture and exporting nations and therefore surveyed some 43,000 consumers about labels such as “Made in Germany” or “Made in USA”. The result is the Made-In-Country Index 2017 – a global ranking of countries and an indicator of the power of the individual nations’ brand images.**

Hamburg/New York, March 27, 2017 – “Made in Germany” is the most highly regarded quality label for goods and services around the world, outshining other major exporting nations’ trust marks such as “Made in USA” or “Made in UK”. This is one of the findings from Statista’s Made-In-Country Index (MICI). The global ranking of countries allows for revealing analyses of the image that countries around the world have of certain products.

In early 2017, Statista, in cooperation with Dalia Research, surveyed over 43,000 consumers from 52 countries, in what is one of the world’s largest and most





















comprehensive studies on international trade. Statista thus establishes a reliable and comparable standard for the assessment of national quality labels, which will be updated over the coming years.

The idea behind the index was to find answers to the following questions: How do consumers worldwide rate products from any other given country? Which “Made in” label ranks highest with global consumers? And finally, which countries are front runners with regard to single criteria such as design, sustainability, or price/performance ratio?

### **Germany is “Made in” World Champion**

Here are the results: “Made in Germany” takes first place and is therefore the world’s leading quality label. It was originally introduced 130 years ago in Great Britain to protect the nation’s market from cheap imports and warn domestic consumers of counterfeit products from Germany. Ever since then, the popularity of “Made in Germany” has risen steadily. Today it is more powerful than ever. The label’s first-place position is mainly based on the positive ratings in the product categories of “quality” and “security standards” along with the overall popularity of “Made in Germany” across many countries in the world: Germany holds the number one position in 13 countries.

Switzerland is in second place and received very high ratings from around the world in the categories of “status symbol” and “authenticity” in particular. Italy excels with regard to design, while Japan received the best “advanced technology” ratings of all countries. China outshines others regarding “price/performance ratio”.

Rank	Country	Index
1	 Germany	100
2	 Switzerland	98
3	 European Union	92
4	 United Kingdom	91
5	 Sweden	90
6	 Canada	85
7	 Italy	84
8	 Japan	81
8	 France	81
8	 USA	81
11	 Finland	77
11	 Norway	77
13	 Netherlands	76
14	 Australia	75
15	 New Zealand	73
15	 Denmark	73
20	 Spain	64
30	 Argentina	42
42	 India	36
49	 China	28

Overall Global Ranking of "Made in" Labels according to the Statista "Made-in-Country" Index 2017

### "Made in EU" Highly Respected around the Globe

The results for the "Made in EU" label, which was established as late as in 2003 by the EU commission, are in fact remarkable as it ranked third in the global ranking. "Made in EU" primarily owes its positive reputation to consistently high global ratings. Thus, not only consumers from European Community countries such as, for instance, Sweden and Great Britain, have faith in the label, but also respondents from outside the EU. "Made in EU" accordingly took top places in almost all South American countries (e.g.

Statista Inc. ■ 55 Broad Street 30th floor ■ New York, NY 10004

Phone +1 212 433 2270 ■ Fax +1 212 433 2271 ■ support@statista.com ■ [www.statista.com](http://www.statista.com)

Federal Tax Identification Number: 99-0367549 ■ Management: Dr. Friedrich Schwandt, Tim Kröger, Manuel Mörbach

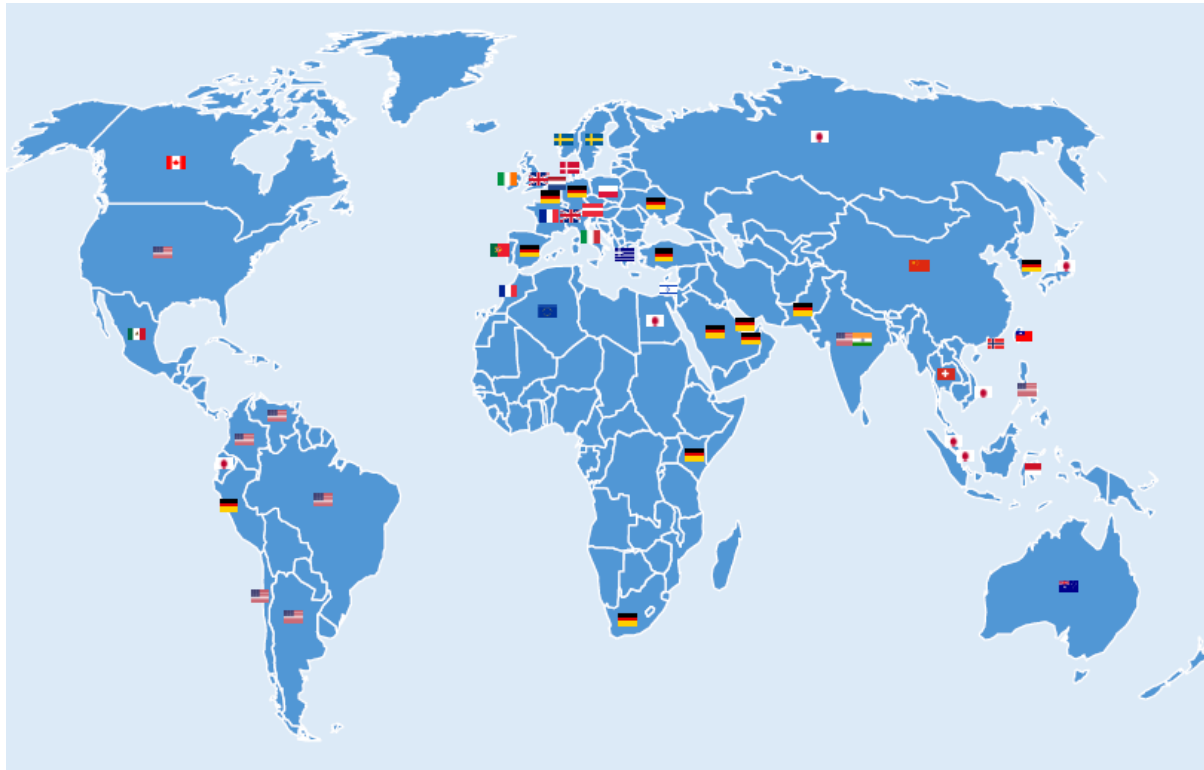
Commerzbank AG ■ Account number: 150113262000 ■ Routing number: 026008044 ■ BIC/SWIFT: COBAUS33XXX ■ New York

Argentina and Colombia). In total, the label made it into the top 3 eight times, especially due to its high ratings in the categories of “quality” and “technology”. This sum of high ratings compensates for the fact that it was ranked first by consumers from just one country (Algeria).

### **USA: Trump Has Negative Impact on Nation's Foreign Trade**

The high-tech country USA, on the other hand, experienced a wholly different development. The world’s largest economy alone accounts for about ten percent of the volume of global trade. Recent news about the negotiations of free trade agreements, tariffs, or border controls were therefore hotly discussed. Moreover, projects that date back to the Obama administration such as NAFTA and TTIP are currently critically assessed. This may be one of the reasons why the United States of America did not make it into the top group of the Made-In-Country Index. All in all, the USA ranks eighth and are thus behind countries such as Great Britain, Sweden, and Canada.

The United States is furthermore among those countries, whose global reputations have worsened the most over the course of the past twelve months. But the USA is not the only example of the fact that political upheavals do have a noticeable effect on the image of certain countries of manufacture. Turkey’s and Greece’s scores are also linked to recent political developments that damage both countries’ reputations.



*The Made-In-Champions world map: flags stand for those "Made in" labels that were ranked highest by the consumers from the respective country in the overall ranking.*

## Domestic Products Are Often the Most Highly Regarded Ones

The MICI 2017 supports the assumption that countries do rate themselves highly. Germany, the USA, and Great Britain serve as examples as respondents from these countries rated their own countries highest (*see world map*). Neighboring countries, on the other hand, are often rather critically looked at: an example of low scores for products "Made in Neighboring Country" is the rating for French products in Germany and the Netherlands, while "Made in China" ranks last in Hong Kong.

"A highly regarded 'Made-in' quality label can serve a protective function. A country's brand can, on the other hand, be negatively affected by political and economic events. In that case, economic consequences will follow immediately," comments Statista CEO

Friedrich Schwandt regarding the results of the Made-In-Country Index 2017. “Our index shows that ‘Made-in’ is a brand that has to be managed and strengthened just like any other brand. With our index, many nations can see the fruits of their successful foreign trade activities. To others it illustrates the work that still needs to be done in that regard.”

*The Made-In-Country Index 2017 report can be downloaded here <https://www.statista.com/page/Made-In-Country-Index> (available from 3/27). This website also features an interview with the study’s project manager Nicolas Loose – which you may directly quote from – along with many infographics about the individual country rankings. If you would like to receive the full report, please send an email to [thorsten.wiese@statista.com](mailto:thorsten.wiese@statista.com)*

### **About Statista’s Made-in-Country Index**

In early 2017, Statista, in cooperation with Dalia Research, asked some 43,000 consumers from 52 countries for their judgements about of 50 “Made-in” labels (49 countries plus “Made in EU”). During the final evaluation, all data was weighted by volume of imports: ratings of US consumers, for instance, were weighted more heavily than those of Peru. Respondents represent 90 percent of the global population. All results can be found on <https://www.statista.com/page/Made-In-Country-Index>.

### **About Statista**

Statista GmbH operates Statista.com, a leading data and business intelligence portal. Statista provides its customers with considerable efficiency and cost benefits with regard to locating business-relevant information, primarily in the form of statistics, on a single highly-relevant platform. The portal offers a vast pool of data in German, English, French, and Spanish, which is collected in accordance with customer needs and expanded on a daily basis. The platform today already gives access to some one million statistics from over 18,000 sources covering more than 600 industries and offers – in three equal parts – data from Statista’s own collections, data from partners, and data

Statista Inc. ■ 55 Broad Street 30th floor ■ New York, NY 10004

Phone +1 212 433 2270 ■ Fax +1 212 433 2271 ■ [support@statista.com](mailto:support@statista.com) ■ [www.statista.com](http://www.statista.com)

Federal Tax Identification Number: 99-0367549 ■ Management: Dr. Friedrich Schwandt, Tim Kröger, Manuel Mörbach

Commerzbank AG ■ Account number: 150113262000 ■ Routing number: 026008044 ■ BIC/SWIFT: COBAUS33XXX 225 ■ New York

from publicly available sources. Based on this data Statista constantly develops new, innovative data-based products such as, for instance, national rankings (e.g. “Best Employer”, “Best Law Firm”, etc.). Furthermore, Statista designs up-to-date infographics to the specifications of its customers. For more information about Statista please visit [www.statista.com](http://www.statista.com).

### **About Dalia Research**

Founded in 2013 and headquartered in Berlin, Dalia harnesses the app economy and advanced data science to distribute millions of micro surveys worldwide to gather and analyze real time data on consumer attitudes, public opinion and market trends. Backed by some of Europe’s leading venture capital firms, including Balderton Capital and Wellington Partners, Dalia has generated over a billion answers from people spread across 96 countries with the resulting data cited in over 2.000 news articles globally. [www.daliaresearch.com](http://www.daliaresearch.com).

### **Press contact:**

Thorsten Wiese  
Director Content Marketing  
Statista GmbH  
Telephone +49 40 284 841 555  
[thorsten.wiese@statista.com](mailto:thorsten.wiese@statista.com)