

# API Gateway

## Billing

**Issue** 01  
**Date** 2024-11-15



**Copyright © Huawei Cloud Computing Technologies Co., Ltd. 2024. All rights reserved.**

No part of this document may be reproduced or transmitted in any form or by any means without prior written consent of Huawei Cloud Computing Technologies Co., Ltd.

## **Trademarks and Permissions**



HUAWEI and other Huawei trademarks are the property of Huawei Technologies Co., Ltd.

All other trademarks and trade names mentioned in this document are the property of their respective holders.

## **Notice**

The purchased products, services and features are stipulated by the contract made between Huawei Cloud and the customer. All or part of the products, services and features described in this document may not be within the purchase scope or the usage scope. Unless otherwise specified in the contract, all statements, information, and recommendations in this document are provided "AS IS" without warranties, guarantees or representations of any kind, either express or implied.

The information in this document is subject to change without notice. Every effort has been made in the preparation of this document to ensure accuracy of the contents, but all statements, information, and recommendations in this document do not constitute a warranty of any kind, express or implied.

---

# Contents

---

<b>1 Overview.....</b>	<b>1</b>
<b>2 Billing Modes.....</b>	<b>2</b>
2.1 Introduction.....	2
2.2 Pay-per-Use.....	4
<b>3 Billing Items.....</b>	<b>7</b>
<b>4 Bills.....</b>	<b>9</b>
<b>5 Arrears.....</b>	<b>11</b>
<b>6 Stopping Billing.....</b>	<b>13</b>
<b>7 Cost Management.....</b>	<b>14</b>

# 1 Overview

---

In this document, you will learn about the billing modes, billing items, renewal, and arrears of API Gateway (APIG).

- **Billing modes**  
Dedicated gateways provide pay-per-use to meet your requirements in different scenarios. Pay-per-use is a postpaid mode. You will be billed based on your actual usage duration of APIG. For details, see [Introduction](#).
- **Billing items**  
The billing items of dedicated gateways include the gateway edition and public access bandwidth.  
For details about the calculation factors and formula of each billing item, see [Billing Items](#).
- **Bills**  
To learn about your expenditures, go to **Billing Center > Billing**, and view the transactions and billing details related to your gateways. For details, see [Bills](#).
- **Arrears**  
When you use APIG, your account goes into arrears if the balance is less than the bill to be settled. To continue using APIG, top up your account in time. For details, see [Arrears](#).
- **Stopping billing**  
If you no longer need to use APIG, unsubscribe from or delete your gateways to avoid unnecessary fees. For details, see [Stopping Billing](#).
- **Cost management**  
When using APIG, select a proper gateway edition to avoid resource waste and reduce costs. For details, see [Cost Management](#).

# 2 Billing Modes

## 2.1 Introduction

### Dedicated Gateway

Dedicated gateways are billed based on the **gateway edition** and **public access bandwidth**. For details, see [Table 2-1](#) and [Table 2-2](#).

For details about gateway editions, see [Product Specifications](#). For details about gateway edition prices, see [Pricing Details](#).

- **Pay-per-use**: a postpaid mode, in which you can use APIG first and then pay the bills based on the usage duration. The fees are calculated by second and settled by hour. This mode allows you to adjust resource usage easily. You do not need to prepare resources in advance, and will not have excessive or insufficient preset resources. This mode is suitable for scenarios with traffic bursts, such as e-commerce.

**Table 2-1** Billing modes of the gateway edition

<b>Billing Mode</b>	Pay-per-use
<b>Payment Mode</b>	Postpaid Billed by your gateway edition and actual usage duration
<b>Billing Cycle</b>	Billed by second and settled by hour
<b>Billing Item</b>	Gateway specifications
<b>Stopping Billing</b>	Billing stops after the gateway is deleted.
<b>Specifications Change</b>	Supported
<b>Scenario</b>	Recommended if API demands fluctuate. You can enable and delete resources whenever necessary.

If your API backend service is deployed on the public network, you will be charged for the bandwidth for forwarding API requests to the public network in addition to the gateway fee.

 NOTE

- If your backend service is deployed in the same Virtual Private Cloud (VPC) as your dedicated gateway, the backend service can be accessed using a private IP address. You do not need to purchase bandwidth for the gateway.
- If your dedicated gateway contains APIs that will be called from the public network, you need to purchase an Elastic IP (EIP) and bind it to the gateway.
- If the APIs in your dedicated gateway will be called within the VPC, you do not need to purchase or bind an EIP to the gateway.

**Table 2-2** Billing mode of the public access bandwidth

<b>Billing Mode</b>	Pay-per-use
<b>Payment Mode</b>	Postpaid Billed by the bandwidth and usage duration
<b>Billing Cycle</b>	Billed by second and settled by hour
<b>Billing Item</b>	Public access bandwidth = Public inbound access bandwidth + Public outbound access bandwidth
<b>Bandwidth Change</b>	Supported
<b>Scenario</b>	Suitable for APIs whose backend services are deployed on the public network.

## Shared Gateway (Old Console)

The shared gateway on the old console is billed based on the **number of API calls you have received** and the **amount of data transferred over the public network**. For details, see [Table 2-3](#).

 NOTE

The shared gateway on the old console has been removed and is available only for existing users. For details about the billing mode, see [Pricing Details](#).

**Table 2-3** Billing mode of the shared gateway (old console)

<b>Billing Mode</b>	Pay-per-use
<b>Payment mode</b>	Postpaid Billed for what you use.
<b>Billing cycle</b>	By day. Bills are generally issued within 1 to 3 hours after the current billing cycle ends.

<b>Billing items</b>	Usage (including <b>the number of API calls and the amount of data transferred over the public network</b> )  If you use APIG in conjunction with backend services that are in different regions or offered by other cloud service providers, additional charges may be incurred for data transfer from APIG to the backend services.
<b>Scenario</b>	Suitable for scenarios with a small number of API calls.

## 2.2 Pay-per-Use

### Scenario

Pay-per-use billing is suitable for gateways that do not need to run 24/7 or for a long period of time.

### Billing Items

**Table 2-4** Billing items that support pay-per-use billing

<b>Billing Item</b>	<b>Description</b>
Edition (gateway specifications)	APIG is available in basic, professional, enterprise, and platinum editions, which you can choose to meet your service requirements. For details, see <a href="#">Specifications</a> . If your current gateway edition cannot meet your requirements, <a href="#">upgrade it</a> , for example, from basic to professional or platinum. The upgrade will not affect your services.  For details about the unit price of each edition, see the pay-per-use billing prices in <a href="#">.Pricing Details</a> .
Bandwidth	Public inbound and outbound access bandwidth.
Required duration	Time for which you have used your gateway or bandwidth. Unit: hour (precise to seconds).
Quantity	Number of gateways.

For example, you are going to use a dedicated gateway with 5 Mbit/s public network access bandwidth. You can view the price at the bottom of the [Price Calculator](#) page.

**Figure 2-1** Example price in pay-per-use mode

Billing Mode  Pay-per-use

---

Edition

Platinum 2	Platinum 3	Platinum 4	Platinum 5	Platinum 6	Platinum 7	Platinum 8
Basic	Professional	Enterprise	Platinum			

Public Outbound Access ⓘ  Enable  Disable

Bandwidth  Mbit/s

---

Required Duration  hour

Note:

1. The price is an estimate and may differ from the final price.  
2. When resource usage is calculated using the pay-per-use billing mode, decimal numerals are rounded off and accurate to two decimal places. For example, if the estimated price is less than \$0.01 USD (after rounding off), \$0.01 USD will be displayed.

---

Estimated Price **\$3.53** USD

The price is calculated based on the edition, public network access bandwidth, number of gateways, and usage duration.

## Billing Cycle

A pay-per-use gateway is billed in seconds, and settled on the hour (GMT+08:00). Once settlement is complete, it enters a new billing cycle. The billing starts from the time when the deployed gateway starts running and ends at the time when the gateway is deleted.

For example, if you deployed a professional gateway on Mar 10, 2023, 08:45:30 and deleted it at 09:30:00, the billing cycle includes the following two parts:

- 08:00:00–09:00:00: Fees are generated from 08:45:30 to 09:00:00. The billing duration is 870 seconds in this period.
- 09:00:00–10:00:00: Fees are generated from 09:00:00 to 09:30:00. The billing duration is 1800 seconds in this period.

## Billing Example

Assume that you deployed a professional gateway (gateway unit price: \$3.47 USD/hour; bandwidth unit price: \$0.023 USD/hour) on Mar 10, 2023, 08:45:30, and deleted it at 09:30:00. The billing cycle includes the following two parts:

- 08:00:00–09:00:00: Fees are generated from 08:45:30 to 09:00:00. The billing duration is 870 seconds in this period. You can calculate the price using the formula in [Billing Items](#):  $870 \div 3600 \times 3.47 \times 1 + 870 \div 3600 \times 0.023 \times 1 = \$0.84$  USD.
- 09:00:00–10:00:00: Fees are generated from 09:00:00 to 09:30:00. The billing duration is 1800 seconds in this period. You can calculate the price using the formula in [Billing Items](#):  $1800 \div 3600 \times 3.47 \times 1 + 1800 \div 3600 \times 0.023 \times 1 = \$1.75$  USD.

## Impact on the Billing After Gateway Upgrade

If your current gateway edition cannot meet your requirements, [upgrade it](#), for example, from basic to professional or platinum. The upgrade will not affect your services.



If you upgrade the gateway edition within one hour, multiple billing records will be generated. The start time and end time of each billing record correspond to when different configurations took effect within the hour.

For example, you deployed a professional gateway (gateway unit price: \$3.47 USD/hour; bandwidth unit price: \$0.023 USD/hour) on Mar 10, 2023, 09:00:00, and then upgraded it to the enterprise edition (gateway unit price: \$5.2 USD/hour; bandwidth unit price: \$0.023 USD/hour) at 09:30:00, two billing records are generated between 09:00:00 and 10:00:00.

- The first billing record corresponds to 09:00:00–09:30:00, based on the price for the professional edition. You can calculate the price using the formula in **Billing Items**:  $1800 \div 3600 \times 3.47 \times 1 + 1800 \div 3600 \times 0.023 \times 1 = \$1.75$  USD.
- The second billing record corresponds to 09:30:00–10:00:00, based on the price for the enterprise edition. You can calculate the price using the formula in **Billing Items**:  $1800 \div 3600 \times 5.2 \times 1 + 1800 \div 3600 \times 0.023 \times 1 = \$2.61$  USD.

## Impact of Arrears

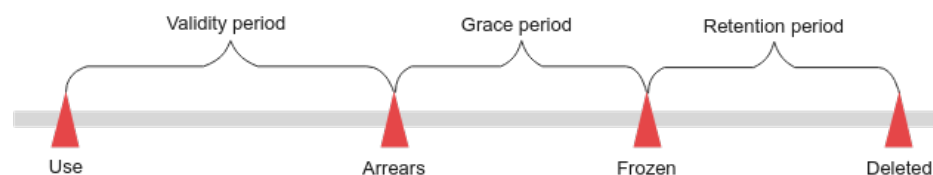
A pay-per-use gateway is billed in seconds, and settled on the hour (GMT+08:00). Once settlement is complete, it enters a new billing cycle. The system will deduct fees for pay-per-use gateways upon the end of each billing cycle.

If the settlement fails due to insufficient account balance at a certain settlement time point, your account will be in arrears. Huawei Cloud will notify you by email, SMS, or internal message.

In arrears, the pay-per-use gateway continues rendering services but it enters the grace period. You need to pay the fees of your pay-per-use gateway incurred during the grace period. To view the fees, go to the **Billing & Costs > Bills > Overview** page. Huawei Cloud will deduct the fees after you top up your account.

If you do not pay the arrears within the grace period, the gateway enters the retention period and its status turns to **Frozen**. You cannot perform any operations on pay-per-use gateways in the retention period.

If you do not pay the arrears within the retention period, your gateway will be released, and data will be lost.



### NOTE

The **grace period** and **retention period** are 15 days.

# 3 Billing Items

## Billing Description

APIG provides pay-per-use billing. The billing items are described in [Table 3-1](#).

**Table 3-1** Pay-per-use billing items

Billing Item	Description	Billing Mode	Formula
Edition	APIG is available in basic, professional, enterprise, and platinum editions, which you can choose to meet your service requirements. For details, see <a href="#">Specifications</a> . If your current gateway edition cannot meet your requirements, <b>upgrade it</b> , for example, from basic to professional or platinum. The upgrade will not affect your services.  For details about the unit price of each edition, see the pay-per-use billing prices in <a href="#">Pricing Details</a> .	Pay-per-use	Unit price of gateway edition x Actual usage duration x Number of gateways + Unit price of public network bandwidth x Actual usage duration x Number of gateways
Bandwidth	Bandwidth for transferring API requests out over the public network.		

Billing Item	Description	Billing Mode	Formula
Duration (hours)	Time for which you have used your gateway. Unit: hour (precise to seconds).		
Quantity	Number of API gateways.		

## Billing Example

Assume that you have enabled a professional gateway without bandwidth at the unit price of \$3.53 USD/hour. You purchased this gateway on Mar 8, 2023, 15:50:04 and deleted it on Mar 10, 2023, 17:50:00. The price calculation formula is as follows:

$$[(24 \times 2 + 2) \times 3600 - 4] \div 3600 \times 3.53 \times 1 = 176.50$$

The result is rounded to the nearest two decimal places. If the price is less than \$0.01 USD (after rounding off), \$0.01 USD will be displayed. For this example, the price is \$176.50 USD.

# 4 Bills

You can view the bill of a resource in the **Billing & Costs > Bills** section to learn about its usage and billing information in a certain period.

## Bill Reporting Period

The usage of pay-per-use resources is reported to the billing system at a fixed interval. Pay-per-use products can be settled by hour, day, or month based on the usage type. For details about the fee deduction rules, see [Bill Run for Pay-per-Use Resources](#). Pay-per-use gateways are settled by hour.

The fee deduction time of pay-per-use resources may be later than the settlement period. For example, if a gateway (settled by hour) is deleted at 08:30, the fees generated during 08:00 to 09:00 are usually deducted at about 10:00. On the **Billing & Costs > Bills > Expenditure Details** page, **Expenditure Time** indicates the duration for which a pay-per-use product is used.

## Viewing Bills of a Specific Resource

### By Gateway ID

- Step 1** Go to the [APIG console](#).
- Step 2** In the navigation pane, choose **Gateways**.
- Step 3** Copy the ID of the gateway to view bills.
- Step 4** On the top menu bar of the console, choose **Billing & Costs > Bills**.
- Step 5** In the navigation pane, choose **Expenditure Details**. Select **Resource ID** as the filter condition, enter the gateway ID copied in [Step 3](#), and search for the bills of the gateway.

By default, expenditure details are displayed by usage and the statistical period is billing cycle. You can also set other statistical dimensions and periods. For details, see [Fields](#).

----End

### By Gateway Name

- Step 1** Go to the [APIG console](#).
- Step 2** In the navigation pane, choose **Gateways**.
- Step 3** Copy the name of the gateway to view bills.
- Step 4** On the top menu bar of the console, choose **Billing & Costs > Bills**.
- Step 5** In the navigation pane, choose **Expenditure Details**. Select **Resource Name** as the filter condition, enter the gateway name copied in [Step 3](#), and search for the bills of the gateway.

By default, expenditure details are displayed by usage and the statistical period is billing cycle. You can also set other statistical dimensions and periods. For details, see [Fields](#).

----End

#### By Billing Item

- Step 1** Go to the [Console](#) page.
- Step 2** On the top menu bar of the console, choose **Billing & Costs > Bills**.
- Step 3** In the navigation pane, choose **Expenditure Details**. Select **Resource Type** as the filter condition, and enter the following billing items to search for bills of gateways.

**Table 4-1** Billing items

Filter	Description
APIG instance	The billing is based on the gateway edition. This is applicable to dedicated gateways.
API Gateway public outbound access bandwidth	The billing is based on the public outbound access bandwidth. This is applicable to dedicated gateways.
API Gateway	The billing is based on the number of API calls received and the amount of data transferred. This is applicable to the shared gateway on the old console.

----End

# 5 Arrears

When you use APIG, your account goes into arrears if the balance is less than the bill to be settled. To continue using APIG, top up your account in time.

## Reasons

Your account balance is insufficient for pay-per-use gateways.

## Impact of Arrears

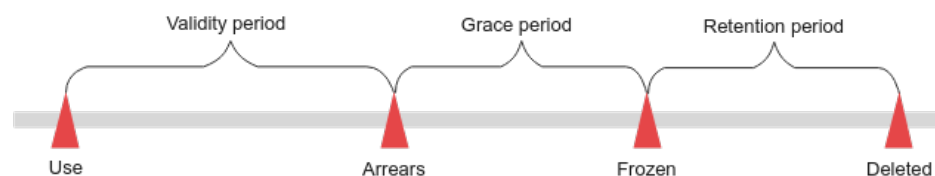
A pay-per-use gateway is billed in seconds, and settled on the hour (GMT+08:00). Once settlement is complete, it enters a new billing cycle. The system will deduct fees for pay-per-use gateways upon the end of each billing cycle.

If the settlement fails due to insufficient account balance at a certain settlement time point, your account will be in arrears. Huawei Cloud will notify you by email, SMS, or internal message.

In arrears, the pay-per-use gateway continues rendering services but it enters the grace period. You need to pay the fees of your pay-per-use gateway incurred during the grace period. To view the fees, go to the **Billing & Costs > Bills > Overview** page. Huawei Cloud will deduct the fees after you top up your account.

If you do not pay the arrears within the grace period, the gateway enters the retention period and its status turns to **Frozen**. You cannot perform any operations on pay-per-use gateways in the retention period.

If you do not pay the arrears within the retention period, your gateway will be released, and data will be lost.



### NOTE

The **grace period** and **retention period** are 15 days.

## Avoiding and Handling Arrears

For details about how to top up your account, see [Topping Up an Account](#).

Enable balance alert on the **Billing Center > Overview** page. When the total amount of the available quota, general cash coupons, and cash coupons is lower than the threshold, the system automatically notifies you by SMS or email.

If your account is in arrears, top up your account in time.

# 6 Stopping Billing

---


## Pay-per-Use

If a pay-per-use gateway is no longer needed, you can delete it to stop billing.

**Step 1** Go to the [Console](#) page.

**Step 2** On the top menu bar of the console, choose **Billing & Costs > Bills**.

**Step 3** Choose **Expenditure Details**, copy the name of the gateway to stop billing in the **Resource Name/ID** column.

**Step 4** Click  in the upper left and select **API Gateway**.

**Step 5** On the **Gateways** page, enter the copied gateway name to search for the gateway.

**Step 6** In the upper right of the gateway, choose **More > Delete** to delete the gateway.

### NOTE

The system usually deducts fees of the last settlement period within one hour after resources are used. As a result, after a pay-per-use resource is deleted, the bill information may still exist. For example, when you delete a pay-per-use resource at 08:30, the fees generated between 08:00 and 09:00 are usually deducted at about 10:00.

----End

## Bandwidth Billing

Both the yearly/monthly and pay-per-use mode include bandwidth billing if public network bandwidth is used. To stop it, disable the public outbound access.

**Step 1** Go to the [Console](#) page.

**Step 2** Click  in the upper left and select **API Gateway**.

**Step 3** On the **Gateways** page, click the gateway name.

**Step 4** On the **Gateway Information** page, disable the **Outbound Access**.

----End



# 7 Cost Management

---

## Cost Optimization

Dedicated gateways are available in the basic, professional, enterprise, and platinum editions. Each edition has a different price. These editions differ in the number of requests per second, bandwidth, and number of new connections per second in a private network. For details, see [Specifications](#).

You can select a proper dedicated gateway edition based on your service scenario:

- Low concurrency and bandwidth requirements: The basic edition is recommended.
- High concurrency and bandwidth requirements: Select a proper gateway edition that fits your requirements.