

ANZ New Zealand Business Outlook

17 December 2019



This is not personal advice. It does not consider your objectives or circumstances. Please refer to the Important Notice.

CONTACT:

Sharon Zollner
Chief Economist
 Telephone: +64 9 357 4094
Sharon.Zollner@anz.com

The next issue of the ANZ *Business Outlook* is scheduled for release on 27 February 2020 at 1pm.

Contact
research@anz.com

Follow us on Twitter
[@sharon_zollner](https://twitter.com/sharon_zollner)
[@ANZ_Research \(global\)](https://twitter.com/ANZ_Research)

Merrier

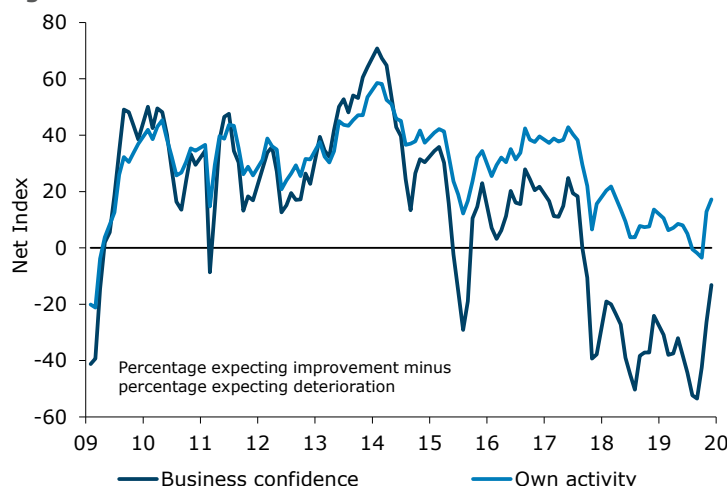
Key points

- Headline business confidence jumped another 13 points in December, while a net 17% of firms expect stronger activity ahead (up 4).
- The lifts in the manufacturing sector was particularly strong. Services and manufacturing are the most upbeat sectors; construction remains the least optimistic but is improving rapidly.
- All the main activity indicators rose except expected credit availability and residential construction intentions. Cost and pricing indicators are lifting.
- The main drivers for firms planning to lift investment are the domestic economic outlook, the level of spare capacity, and skilled labour shortages. Firms planning to cut investment cite the domestic economic outlook, central government policy and the global economic outlook as the three biggest drivers of their decision.

The December ANZ Business Outlook Survey was again stronger pretty much across the board. Headline business confidence jumped 13 points to a net 13% of respondents reporting that they expect general business conditions to deteriorate in the year ahead. While still negative, this is the highest read since October 2017.

Firms' expectations for their own activity, a better economic indicator, rose 4 points to a net 17% expecting higher activity over the year ahead. This is the strongest read since April 2018.

Figure 1. ANZ Business Confidence Index and ANZ Own Activity Index



Source: ANZ Research

The lift in manufacturing was particularly notable, but the lift in the activity indicators was again quite broad-based. That said, the survey wasn't without its sour notes: expected availability of credit fell to its lowest level in at least ten years. There were some signs of incipient inflation pressure, with costs, pricing intentions, and inflation expectations all modestly higher.

Turning to the detail:

- **Employment** intentions rose 5 points to a net 8% of firms intending to lift employment. The services sector is the most in the mood to hire (+14), and agriculture and construction the least (though the latter was much improved at -5 versus -33 in July).
- **Investment** intentions rose 3 points to +9%, driven by a sharp lift in the manufacturing sector (up 11 to +22), which has had a dramatic turnaround. Investment intentions for the retail and agriculture sectors fell.
- **Capacity utilisation**, one of the best GDP indicators in the survey, jumped 10 points to +15%, again driven by manufacturing (up a sharp 28 points to +31, figure 2), but all sectors except agriculture rose.

Figure 2. Manufacturing sector capacity utilisation and investment intentions



Source: ANZ Research

- **Profit** expectations lifted 3 points to a net 2% expecting lower profitability.
- **Commercial construction** intentions rose 10 points to +16; **residential** gave up 5 points of last month's gain, falling to +3.
- **Export** intentions rose 6 points to +7, led by manufacturing, where intentions rose 24 points to +26%.
- Expected **availability of credit** fell 12 points to a net 43% of firms expecting credit to be harder to get, the lowest read since the question was first asked in June 2009. It is deeply negative across all sectors, but lowest for agriculture (-57%).
- A net 53% of firms expect higher **costs**, up 8 points to the highest read since we started asking the question in April. Construction is the sector most clearly trending up in the short data history for this question.
- **Pricing intentions** rose 3 points to a net 27% of firms expecting to raise prices. They are also the highest for manufacturing (34). **Inflation expectations** rose 0.04%pts to 1.76%, and appear likely to have bottomed out in October.

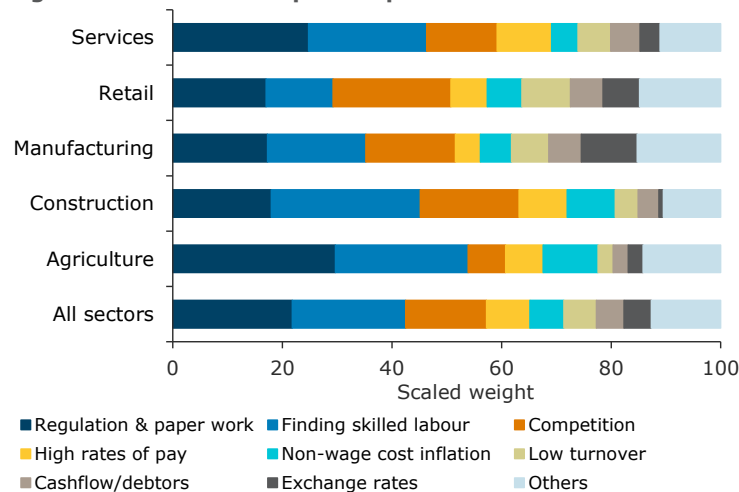
We have added a couple of backward-looking questions to the survey. When asked about activity versus the same month a year earlier, a net 10% reported it to be higher. It was strongest for agriculture (+27%) and weakest for retail (-11%). A net 7% of firms report having lifted employment over the same period. A net 24% of construction firms report having hired more people, while a net 11% of retailers report having cut staff.

The lift across the ANZ Business Outlook survey in December was again broad-based, but the clearest theme this month was a large manufacturing bounce-back. Manufacturers are reporting that they are suddenly very stretched and are expecting to be much busier still, and accordingly, are planning on employing more staff and investing. They have the strongest pricing intentions despite the weakest (though not weak) expected cost inflation, and so, understandably, have the strongest profitability expectations across the economy. Sector-level data is considerably more volatile than the aggregate, so one needs to be cautious in interpreting it, but the messages are very consistent.

The construction sector remains mixed. Commercial construction intentions rose, but residential construction intentions fell. The sector's expected own activity rose to the highest level in a year. But its reported capacity utilisation remains the weakest across the economy and the sector is still planning on reducing employment, though that indicator is well off its mid-year lows. The sector has the second-highest expected cost escalation (after agriculture), but the lowest pricing intentions, meaning profitability expectations remain negative due to anticipated margin squeeze.

This month featured the regular quarterly question on what firms consider to be their most important problems, but expanded to include the top three most important problems, ranked from most important, to third most important.

Figure 3. Firms' most important problems¹



Source: ANZ Research

Overall, firms report that regulation and paperwork is their largest problem (22% weight), followed closely by finding skilled labour (21%), and thirdly competition from other businesses (15%). High pay rates for staff (8%) ranked fourth, followed by non-wage cost inflation (6%) and then low turnover (6%)².

By sector, the agriculture sector is by far the most concerned about regulation and paperwork; the construction sector views finding skilled labour as their most significant problem by some way; and retail is the only sector to view competition as their most important problem. Low turnover is more of an issue for retailers than other sectors, but ranks fourth. High pay rates are most significant for the services sector, but again only rank fourth. The exchange rate was the fourth most pressing problem for manufacturers, but barely registered for the agriculture sector. Cash-flow and debtors, access to finance, and interest rates were not identified as a top-three problem by very many firms.

¹ Weighted using a score of 3 points for a 1st ranking, 2 for 2nd and 1 for 3rd. then scaled to 100 (ie a relative % weight) to allow better comparison across groups.

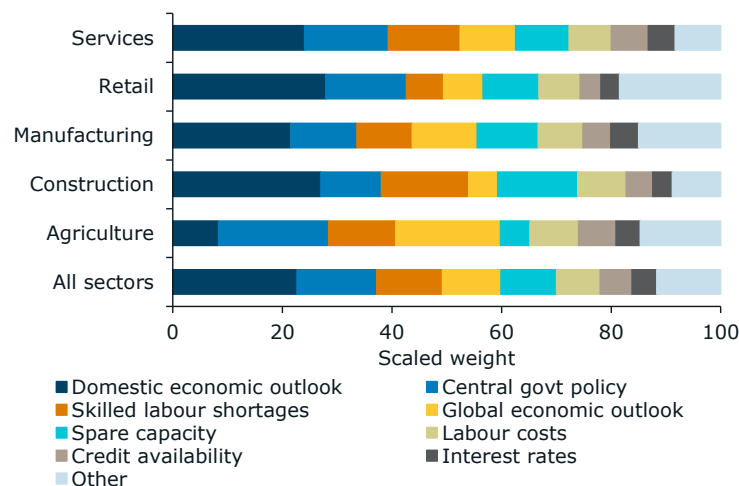
² The 'Others' category includes the lowest weighted problems; internal management difficulties; access to finance; interest rates; and other non-specified problems.

We have also added a quarterly question on the most important drivers of firms' decision to invest or not, and analysed it with the same methodology.

Figure 4 shows that when making investment decisions:

- Economy-wide, the biggest drivers are the domestic economic outlook (23%), central government policy (15%), skilled labour shortages (12%), the global economic outlook (11%), and the level of spare capacity (10%).
- The domestic economic situation is of most relevance to all sectors except for agriculture.
- For agriculture it is central government policy that is the largest driver of their investment decisions, followed closely by the global economy, and thirdly skilled labour shortages.
- Compared to other sectors, the construction sector gave the heaviest weighting to skilled labour shortages and the level of spare capacity as investment drivers.
- The services and agriculture sectors cited credit conditions more than others did, but they were well down the list.
- Interest rates were most relevant (though still only with a weighting of about 5%) as an investment driver to the manufacturing and services sectors – two of the three sectors who have net positive investment intentions.

Figure 4. Firms' key investment drivers by sector



Source: ANZ Research

We can also analyse the drivers of investment split by firms' stated investment intentions (figure 5, over).^{3 4}

- For firms intending to increase investment, the most important factors driving the decision are the economic outlook (24% weight); the level of spare capacity (15%), skilled labour shortages (14%), central government policy (10%), and the global economic outlook (9%). Interest rates come in sixth (8%).
- For those firms planning on cutting investment, the most important factors driving the decision are the domestic economic outlook (23%), central government policy (18%), and the global economic outlook (11%). Skilled labour shortages (10%) and labour costs (8%) round out the top five.

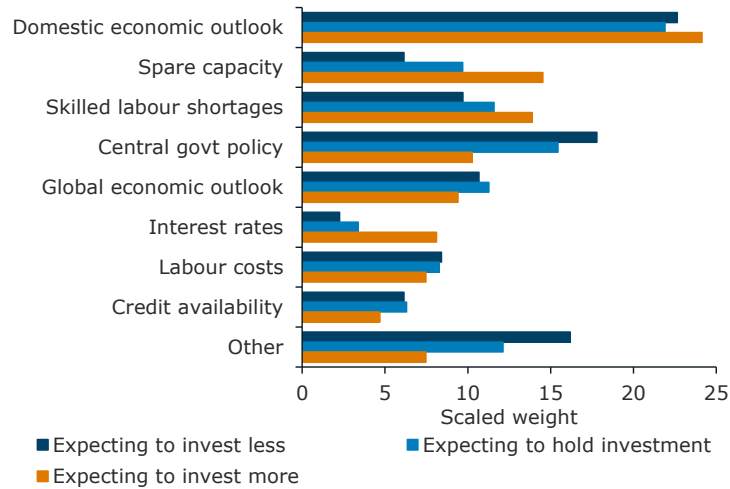
³ We can unfortunately not report a split both by sector and intent, as so many firms tend to report unchanged investment intentions that the up / down samples by sector can be very small.

⁴ The 'Other' category includes; exchange rate; local government policy; and other reasons not specified.

- Firms who are not planning on changing their investment profile report the most important factor is the domestic economic outlook (22%), followed by spare capacity (15%), central government policy (15%), skilled labour shortages (12%), and the global economic outlook (11%). Interest rates were weighted 3% as a driver.

Credit availability scored just over 6 amongst firms who were not planning on increasing their investment over the year ahead, about twice the weighting ascribed to interest rates.

Figure 5. Firms' key investment drivers by investment intentions⁵⁶



Source: ANZ Research

Our take

New Zealand businesses are rolling into the end of the year in much better heart than was looking likely just a few months ago, particularly manufacturers. Challenges remain, and time will tell how sustainable the lift in sentiment and activity proves to be, with headwinds for the economy still present and global risks not having gone away, for all that some geopolitical risks are now less prominent. But for now, surprisingly strong commodity prices and low interest rates are working their magic, and 2019 is ending on a much better note than it began. Merry Christmas!

⁵ Scaled to 100 for each investment group.

⁶ The 'Other' category includes; exchange rate; local government policy; and other reasons not specified.

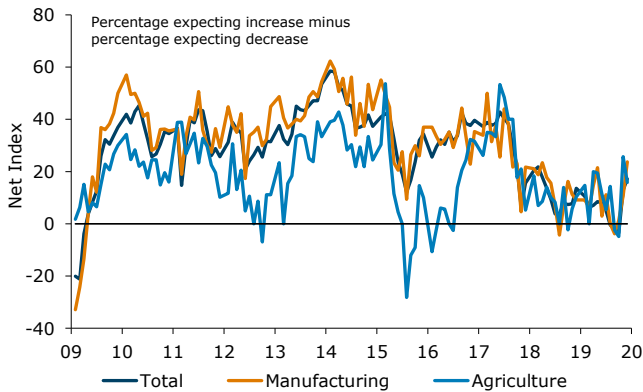
Survey Results December 2019

| Net Balance | Total | Previous | Retail | Mfg | Agric | Constrn | Services |
|--|-------|----------|--------|-------|-------|---------|----------|
| Business Confidence | -13.2 | -26.4 | -6.5 | -3.9 | -35.1 | -21.4 | -11.6 |
| Activity Outlook | 17.2 | 12.9 | 13.3 | 23.7 | 15.8 | 9.5 | 16.6 |
| Exports | 7.0 | 1.2 | 9.7 | 25.9 | -6.1 | -16.7 | 3.6 |
| Investment | 8.6 | 5.6 | 0.0 | 21.6 | -21.1 | 14.6 | 9.3 |
| Costs | 52.6 | 45.4 | 52.2 | 48.7 | 59.5 | 56.1 | 52.6 |
| Capacity Utilisation | 15.1 | 5.1 | 11.4 | 30.7 | 5.6 | 2.6 | 13.8 |
| Residential Construction | 2.8 | 7.9 | ... | ... | ... | 2.8 | ... |
| Commercial Construction | 16.1 | 5.9 | ... | ... | ... | 16.1 | ... |
| Employment | 7.5 | 3.2 | 2.2 | 9.3 | -5.3 | -5.0 | 13.5 |
| Profits | -2.1 | -5.0 | -13.3 | 10.5 | -10.5 | -7.1 | -1.7 |
| Pricing Intentions | 26.8 | 23.8 | 30.4 | 34.2 | 13.5 | 11.9 | 29.5 |
| Ease of Credit | -43.1 | -30.5 | -39.1 | -34.2 | -56.8 | -41.5 | -45.7 |
| Inflation Expectations | 1.76 | 1.72 | 1.70 | 1.80 | 1.77 | 1.79 | 1.75 |
| Activity outlook – same month one year ago | 9.6 | ... | -10.9 | 4.0 | 27.0 | 0.0 | 15.7 |
| Employment – same month one year ago | 7.0 | ... | -10.9 | 6.8 | 11.1 | 24.4 | 6.4 |

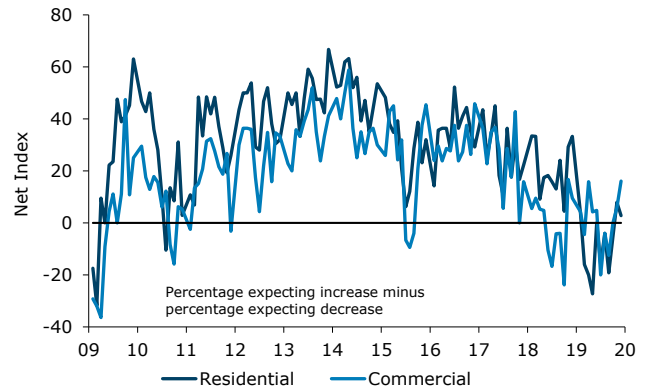


Charts

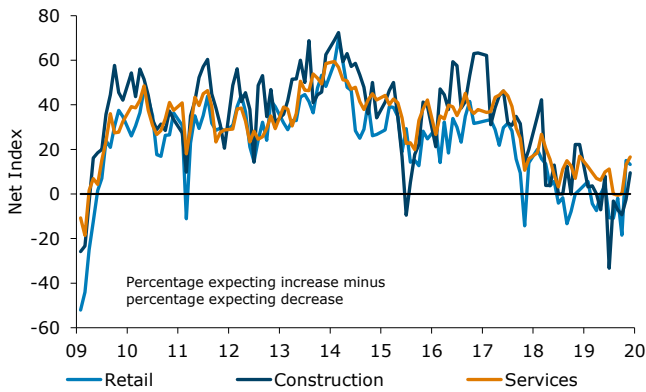
Activity outlook index



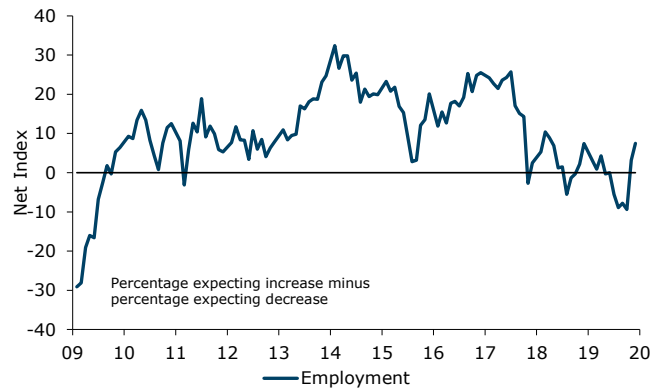
Construction intentions



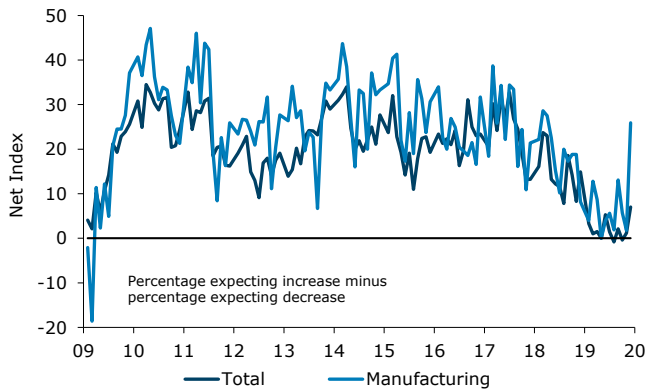
Activity outlook index



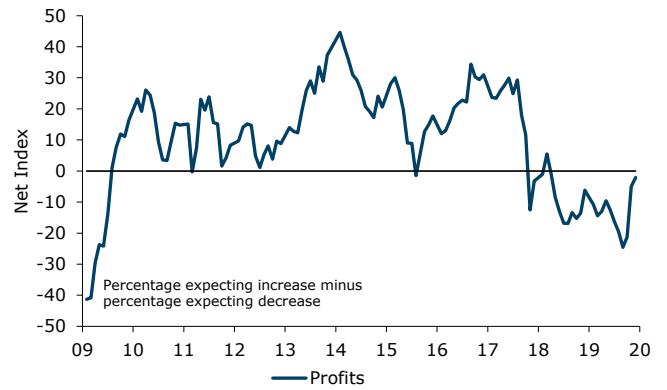
Labour market outlook



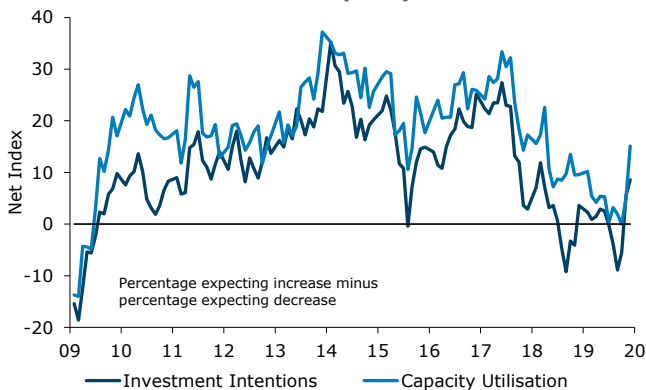
Export sales volumes



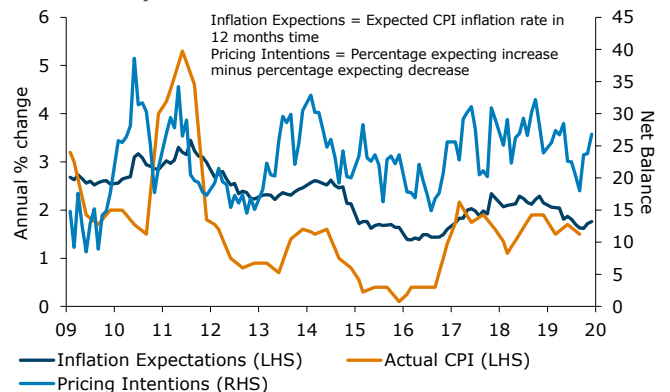
Financial outlook



Investment intentions and capacity utilisation



Inflation expectations



Source: ANZ, Statistics NZ



Important notice

This document is intended for ANZ's Institutional, Markets and Private Banking clients. It should not be forwarded, copied or distributed. The information in this document is general in nature, and does not constitute personal financial product advice or take into account your objectives, financial situation or needs.

This document may be restricted by law in certain jurisdictions. Persons who receive this document must inform themselves about and observe all relevant restrictions.

Disclaimer for all jurisdictions: This document is prepared and distributed in your country/region by either: Australia and New Zealand Banking Group Limited (ABN11 005 357 522) (**ANZ**); or its relevant subsidiary or branch (each, an **Affiliate**), as appropriate or as set out below.

This document is distributed on the basis that it is only for the information of the specified recipient or permitted user of the relevant website (**recipients**).

This document is solely for informational purposes and nothing contained within is intended to be an invitation, solicitation or offer by ANZ to sell, or buy, receive or provide any product or service, or to participate in a particular trading strategy.

Distribution of this document to you is only as may be permissible by the laws of your jurisdiction, and is not directed to or intended for distribution or use by recipients resident or located in jurisdictions where its use or distribution would be contrary to those laws or regulations, or in jurisdictions where ANZ would be subject to additional licensing or registration requirements. Further, the products and services mentioned in this document may not be available in all countries.

ANZ in no way provides any financial, legal, taxation or investment advice to you in connection with any product or service discussed in this document. Before making any investment decision, recipients should seek independent financial, legal, tax and other relevant advice having regard to their particular circumstances.

Whilst care has been taken in the preparation of this document and the information contained within is believed to be accurate, ANZ does not represent or warrant the accuracy or completeness of the information. Further, ANZ does not accept any responsibility to inform you of any matter that subsequently comes to its notice, which may affect the accuracy of the information in this document.

Preparation of this document and the opinions expressed in it may involve material elements of subjective judgement and analysis. Unless specifically stated otherwise: they are current on the date of this document and are subject to change without notice; and, all price information is indicative only. Any opinions expressed in this document are subject to change at any time without notice.

ANZ does not guarantee the performance of any product mentioned in this document. All investments entail a risk and may result in both profits and losses. Past performance is not necessarily an indicator of future performance. The products and services described in this document may not be suitable for all investors, and transacting in these products or services may be considered risky.

ANZ expressly disclaims any responsibility and shall not be liable for any loss, damage, claim, liability, proceedings, cost or expense (Liability) arising directly or indirectly and whether in tort (including negligence), contract, equity or otherwise out of or in connection with this document to the extent permissible under relevant law. Please note, the contents of this document have not been reviewed by any regulatory body or authority in any jurisdiction.

ANZ and its Affiliates may have an interest in the subject matter of this document. They may receive fees from customers for dealing in the products or services described in this document, and their staff and introducers of business may share in such fees or remuneration that may be influenced by total sales, at all times received and/or apportioned in accordance with local regulatory requirements. Further, they or their customers may have or have had interests or long or short positions in the products or services described in this document, and may at any time make purchases and/or sales in them as principal or agent, as well as act (or have acted) as a market maker in such products. This document is published in accordance with ANZ's policies on conflicts of interest and ANZ maintains appropriate information barriers to control the flow of information between businesses within it and its Affiliates.

Your ANZ point of contact can assist with any questions about this document including for further information on these disclosures of interest.

Country/region specific information: Unless stated otherwise, this document is distributed by Australia and New Zealand Banking Group Limited (**ANZ**).

Australia. ANZ holds an Australian Financial Services licence no. 234527. For a copy of ANZ's Financial Services Guide please [click here](#) or request from your ANZ point of contact.

Brazil, Brunei, India, Japan, Kuwait, Malaysia, Switzerland, Taiwan. This document is distributed in each of these jurisdictions by ANZ on a cross-border basis.

Cambodia. This document is distributed in Cambodia by ANZ Royal Bank (Cambodia) Limited (**ANZ Royal Bank**). The recipient acknowledges that although ANZ Royal Bank is a subsidiary of ANZ, it is a separate entity to ANZ and the obligations of ANZ Royal Bank do not constitute deposits or other liabilities of ANZ and ANZ is not required to meet the obligations of ANZ Royal Bank.

European Economic Area (EEA): United Kingdom. ANZ is authorised in the United Kingdom by the Prudential Regulation Authority (**PRA**) and is subject to regulation by the Financial Conduct Authority (**FCA**) and limited regulation by the PRA. Details about the extent of our regulation by the PRA are available from us on request. This document is distributed in the United Kingdom by Australia and New Zealand Banking Group Limited ANZ solely for the information of persons who would come within the FCA definition of "eligible counterparty" or "professional client". It is not intended for and must not be distributed to any person who would come within the FCA definition of "retail client". Nothing here excludes or restricts any duty or liability to a customer which ANZ may have under the UK Financial Services and Markets Act 2000 or under the regulatory system as defined in the Rules of the Prudential Regulation Authority (**PRA**) and the FCA. ANZ is authorised in the United Kingdom by the PRA and is subject to regulation by the FCA and limited regulation by the PRA. Details about the extent of our regulation by the PRA are available from us on request.

Fiji. For Fiji regulatory purposes, this document and any views and recommendations are not to be deemed as investment advice. Fiji investors must seek licensed professional advice should they wish to make any investment in relation to this document.

Hong Kong. This publication is issued or distributed in Hong Kong by the Hong Kong branch of ANZ, which is registered at the Hong Kong Monetary Authority to conduct Type 1 (dealing in securities), Type 4 (advising on securities) and Type 6 (advising on corporate finance) regulated activities. The contents of this publication have not been reviewed by any regulatory authority in Hong Kong.

India. If this document is received in India, only you (the specified recipient) may print it provided that before doing so, you specify on it your name and place of printing.

Myanmar. This publication is intended to be general and part of ANZ's customer service and marketing activities when implementing its functions as a licensed bank. This publication is not Securities Investment Advice (as that term is defined in the Myanmar Securities Transaction Law 2013).



Important notice

New Zealand. This document is intended to be of a general nature, does not take into account your financial situation or goals, and is not a personalised adviser service under the Financial Advisers Act 2008 (**FAA**).

Oman. ANZ neither has a registered business presence nor a representative office in Oman and does not undertake banking business or provide financial services in Oman. Consequently ANZ is not regulated by either the Central Bank of Oman or Oman's Capital Market Authority. The information contained in this document is for discussion purposes only and neither constitutes an offer of securities in Oman as contemplated by the Commercial Companies Law of Oman (Royal Decree 4/74) or the Capital Market Law of Oman (Royal Decree 80/98), nor does it constitute an offer to sell, or the solicitation of any offer to buy non-Omani securities in Oman as contemplated by Article 139 of the Executive Regulations to the Capital Market Law (issued vide CMA Decision 1/2009). ANZ does not solicit business in Oman and the only circumstances in which ANZ sends information or material describing financial products or financial services to recipients in Oman, is where such information or material has been requested from ANZ and the recipient understands, acknowledges and agrees that this document has not been approved by the CBO, the CMA or any other regulatory body or authority in Oman. ANZ does not market, offer, sell or distribute any financial or investment products or services in Oman and no subscription to any securities, products or financial services may or will be consummated within Oman. Nothing contained in this document is intended to constitute Omani investment, legal, tax, accounting or other professional advice.

People's Republic of China (PRC). This document may be distributed by either ANZ or Australia and New Zealand Bank (China) Company Limited (**ANZ China**). Recipients must comply with all applicable laws and regulations of PRC, including any prohibitions on speculative transactions and CNY/CNH arbitrage trading. If this document is distributed by ANZ or an Affiliate (other than ANZ China), the following statement and the text below is applicable: No action has been taken by ANZ or any affiliate which would permit a public offering of any products or services of such an entity or distribution or re-distribution of this document in the PRC. Accordingly, the products and services of such entities are not being offered or sold within the PRC by means of this document or any other document. This document may not be distributed, re-distributed or published in the PRC, except under circumstances that will result in compliance with any applicable laws and regulations. If and when the material accompanying this document relates to the products and/or services of ANZ China, the following statement and the text below is applicable: This document is distributed by ANZ China in the Mainland of the PRC.

Qatar. This document has not been, and will not be:

- lodged or registered with, or reviewed or approved by, the Qatar Central Bank (**QCB**), the Qatar Financial Centre (**QFC**) Authority, QFC Regulatory Authority or any other authority in the State of Qatar (**Qatar**); or
- authorised or licensed for distribution in Qatar,

and the information contained in this document does not, and is not intended to, constitute a public offer or other invitation in respect of securities in Qatar or the QFC. The financial products or services described in this document have not been, and will not be:

- registered with the QCB, QFC Authority, QFC Regulatory Authority or any other governmental authority in Qatar; or
- authorised or licensed for offering, marketing, issue or sale, directly or indirectly, in Qatar.

Accordingly, the financial products or services described in this document are not being, and will not be, offered, issued or sold in Qatar, and this document is not being, and will not be, distributed in Qatar. The offering, marketing, issue and sale of the financial products or services described in this document and distribution of this document is being made in, and is subject to the laws, regulations and rules of, jurisdictions outside of Qatar and the QFC. Recipients of this document must abide by this restriction and not distribute this document in breach of this restriction. This document is being sent/issued to a limited number of institutional and/or sophisticated investors (i) upon their request and confirmation that they understand the statements above; and (ii) on the condition that it will not be provided to any person other than the original recipient, and is not for general circulation and may not be reproduced or used for any other purpose.

Singapore. This document is distributed in Singapore by the Singapore branch of ANZ solely for the information of "accredited investors", "expert investors" or (as the case may be) "institutional investors" (each term as defined in the Securities and Futures Act Cap. 289 of Singapore). ANZ is licensed in Singapore under the Banking Act Cap. 19 of Singapore and is exempted from holding a financial adviser's licence under Section 23(1)(a) of the Financial Advisers Act Cap. 100 of Singapore.

United Arab Emirates (UAE). This document is distributed in the UAE or the Dubai International Financial Centre (**DIFC**) (as applicable) by ANZ. This document does not, and is not intended to constitute: (a) an offer of securities anywhere in the UAE; (b) the carrying on or engagement in banking, financial and/or investment consultation business in the UAE under the rules and regulations made by the Central Bank of the UAE, the Emirates Securities and Commodities Authority or the UAE Ministry of Economy; (c) an offer of securities within the meaning of the Dubai International Financial Centre Markets Law (DIFCML) No. 12 of 2004; and (d) a financial promotion, as defined under the DIFCML No. 1 of 200. ANZ DIFC Branch is regulated by the Dubai Financial Services Authority (**DFSA**). ANZ DIFC Branch is regulated by the Dubai Financial Services Authority (**DFSA**). The financial products or services described in this document are only available to persons who qualify as "Professional Clients" or "Market Counterparty" in accordance with the provisions of the DFSA rules. In addition, ANZ has a representative office (**ANZ Representative Office**) in Abu Dhabi regulated by the Central Bank of the UAE. The ANZ Representative Office is not permitted by the Central Bank of the UAE to provide any banking services to clients in the UAE.

United States. Except where this is a FX- related document, this document is distributed in the United States by ANZ Securities, Inc. (**ANZ SI**) which is a member of the Financial Regulatory Authority (**FINRA**) (www.finra.org) and registered with the SEC. ANZSI's address is 277 Park Avenue, 31st Floor, New York, NY 10172, USA (Tel: +1 212 801 9160 Fax: +1 212 801 9163). ANZSI accepts responsibility for its content. Information on any securities referred to in this document may be obtained from ANZSI upon request. This document or material is intended for institutional use only – not retail. If you are an institutional customer wishing to effect transactions in any securities referred to in this document you must contact ANZSI, not its affiliates. ANZSI is authorised as a broker-dealer only for institutional customers, not for US Persons (as "US person" is defined in Regulation S under the US Securities Act of 1933, as amended) who are individuals. If you have registered to use this website or have otherwise received this document and are a US Person who is an individual: to avoid loss, you should cease to use this website by unsubscribing or should notify the sender and you should not act on the contents of this document in any way. Non-U.S. analysts: Non-U.S. analysts may not be associated persons of ANZSI and therefore may not be subject to FINRA Rule 2242 restrictions on communications with the subject company, public appearances and trading securities held by the analysts. Where this is an FX-related document, it is distributed in the United States by ANZ's New York Branch, which is also located at 277 Park Avenue, 31st Floor, New York, NY 10172, USA (Tel: +1 212 801 916 0 Fax: +1 212 801 9163).

Vietnam. This document is distributed in Vietnam by ANZ or ANZ Bank (Vietnam) Limited, a subsidiary of ANZ.

This document has been prepared by ANZ Bank New Zealand Limited, Level 26, 23-29 Albert Street, Auckland 1010, New Zealand, Ph 64 9 357 4094, e-mail nzeconomics@anz.com, <http://www.anz.co.nz>