

ANZ New Zealand Business Outlook

31 August 2023



This is not personal advice nor financial advice about any product or service. It does not take into account your financial situation or goals. Please refer to the Important Notice.



Contact

Sharon Zollner for more details.

See page 7.

The next release of the ANZ *Business Outlook* is due on **28 September 2023 at 1pm.**

If you would like to be a part of our survey, please click [here](#).

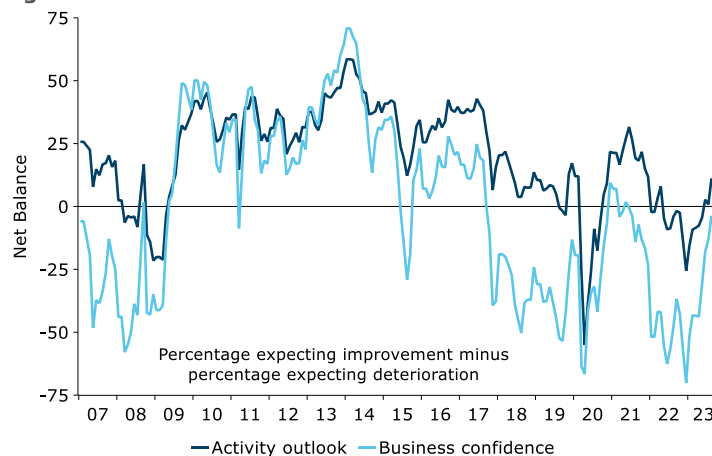
Confused by acronyms or jargon? See a glossary [here](#).

Goldilocks is in the building

Key points

- Business confidence lifted another 9 points in August to -4, the highest read since mid-2021. Expected own activity also jumped 10 points, to +11. All activity indicators lifted.
- But we can have our cake and eat it too, for now, at least: inflation indicators continued to ease.

Figure 1. ANZ Business Confidence Index and ANZ Own Activity Index



Source: Macrobond, ANZ Research

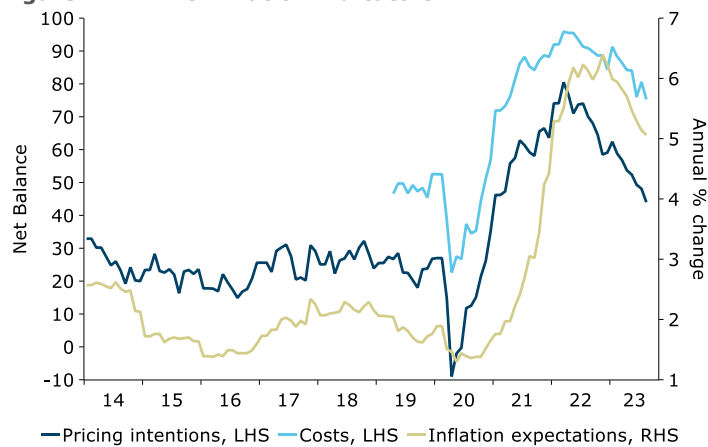
Table 1: Results versus last month

Net Balance	Aug	July	Comment
Business Confidence	-3.7	-13.1	Highest since June 2021.
Own Activity Outlook	11.2	0.8	Highest since December 2021.
Export Intentions	7.5	1.5	Surprisingly robust given China slowdown.
Investment Intentions	-1.3	-3.3	Agriculture the lowest by miles at -35.
Cost Expectations	75.3	80.6	Trending gradually lower.
Wage Expectations	80.2	81.8	Highest for manufacturing & retail.
Capacity Utilisation	9.7	4.1	Strongest since November 2021. Hmm.
Residential Construction	-7.4	-24.1	The spectacular rebound continues.
Commercial Construction	0.0	-19.4	Volatility continues.
Employment Intentions	4.6	-1.6	Back in the black, led by services. Hmm.
Profit Expectations	-17.6	-24.5	Construction, services, & manufacturing jumped; agriculture plunged.
Pricing Intentions	44.0	48.1	Continuing its downward trend. Needs to be sub-30: getting there.
Ease of Credit	-25.1	-33.3	Most bounced, especially construction.
Inflation Expectations	5.06%	5.14%	Down 1%pt in 12 months; down 1.3%pt from November 2022 peak of 6.4%.
Activity – vs. same month one year ago	-6.1	-11.3	Retail and construction fell, but manuf & services rose.
Employment – vs. same month one year ago	-0.8	-1.6	A real mixed bag by sector. Retail, agri, construction lower; manuf, services up.

While activity indicators are still at subdued levels, the August ANZ Business Outlook survey was 'the best of all worlds' in terms of the monthly moves. Economy-wide activity indicators lifted across the board, both forward and backward looking, from activity, to export, investment and employment intentions, to profitability expectations and anticipated ease of credit. Current activity and employment compared to a year ago both rose as well.

Despite a reported lift in capacity pressures, inflation expectations and pricing intentions continue to ease slowly but steadily (figure 2). Higher activity but easing inflation pressures speak to a positive supply shock. This year's surge in labour supply certainly fits that bill, but there will inevitably be demand impacts from net migration too, particularly in housing, and the net inflation impact remains a matter of conjecture.

Figure 2. ANZBO inflation indicators

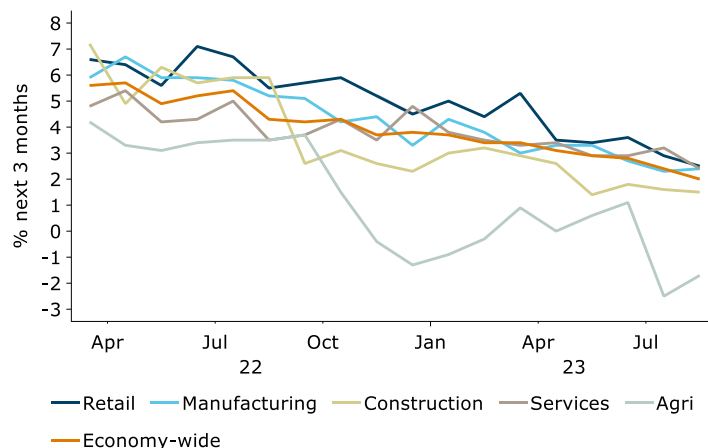


Source: Macrobond, ANZ Research

A net 54% of firms in the retail sector expect to lift their prices in the next three months, down a chunky 8 points to the lowest read since March 2021. When it comes to specific numerical estimates of where firms' own selling prices will be in three months' time (figure 3), the average read fell to 2.0% (from 2.4% in July), including a drop for the retail sector from 2.9% to 2.5%.

Note these are anticipated *quarterly* percent changes, not annual. And there could well be some seasonal impacts that we can't estimate yet. We'll have to wait for more data to be able to draw any precise conclusions about what it means for CPI inflation. But it has to be good news that pricing intentions are trending lower in a broad-based fashion.

Figure 3. Pricing intentions by sector

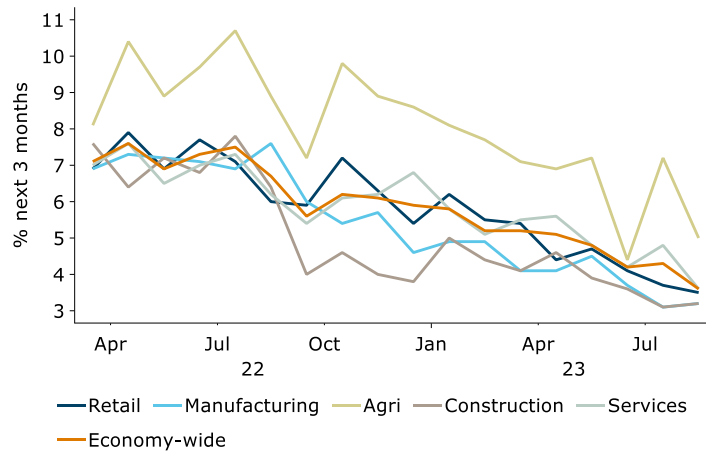


Source: Macrobond, ANZ Research

We also survey firms' expected costs in three months' time relative to today (figure 4). The economy-wide measure eased from 4.3% to 3.6%, continuing its downward trend. A small tick higher for manufacturing and construction was outweighed by falls elsewhere. Most notable was a fall in services sector expected costs from 4.8% to 3.6%, which is less than half its April 2022 peak of 7.6%. The biggest cost for services sector firms is typically wages.

Again, it's important to note when looking at the level that these data ask about increases in the coming three-month period, not over a year. But things are clearly going in the right direction.

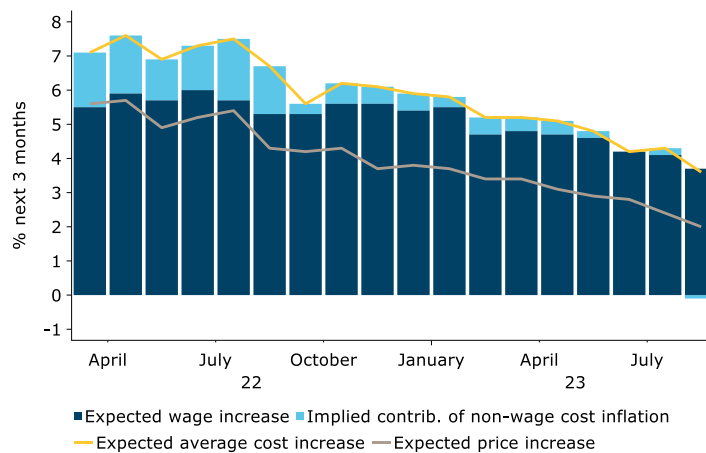
Figure 4. Cost expectations by sector



Source: Macrobond, ANZ Research

The data imply that on average, firms continue to expect margin compression, given costs are expected to lift more than prices over the next three months (3.6% versus 2.0%). Expected cost increases are now virtually identical to expected wage increases, whereas over 2022 (when this data starts), other costs (physical inputs, transport costs, rent, compliance costs etc) were expected to rise even faster than expected wages, dragging up total expected cost increases.

Figure 5. Cost expectations by sector

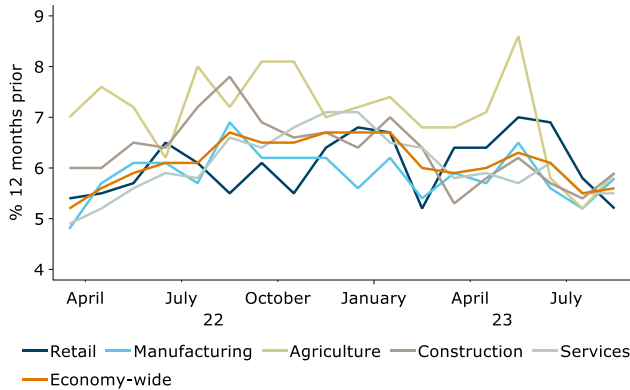


Source: Macrobond, ANZ Research

(Note the chart is only indicative as to the contribution of non-wage costs insofar as it implicitly assumes a 1% increase in wage costs equates to a 1% increase in total costs).

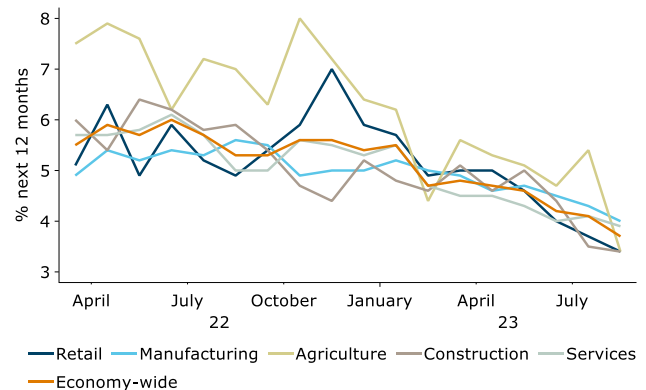
As a key component of both firms' costs and household incomes, wage growth is an important determinant of non-tradables inflation. Reported past wage increases (versus a year earlier) ticked up 0.1%pt to 5.6% (figure 6). Compared with July, only the retail sector reported lower wage increases. On the other hand, expectations for wage settlements over the next 12 months fell from 4.1% to 3.7% (figure 7).

Figure 6. Wage growth by sector: last 12 months



Source: Macrobond, ANZ Research

Figure 7. Wage growth by sector: next 12 months



Source: Macrobond, ANZ Research

Our heatmap of indicators by sector, table 2 below, continues to lighten up in terms of the levels, and has a distinctly spring-like hue to monthly changes.

- The construction and services sectors saw the most marked lift in activity indicators over the month, whereas retail and agriculture generally became more downbeat, and manufacturing was a mixed bag. Looking at the various indicators, the most consistent themes across sectors were a rise in expected own activity, but a decline in expected costs. The solid declines in the services sector's expected costs and pricing will be welcomed by the Reserve Bank, given its tight connection to non-tradable inflation.
- Pricing intentions remain very high relative to history (except for agriculture). The levels of many activity indicators remain lower than average, with pressure points being the agriculture sector's expected profitability (-76) and business confidence (-62), and low investment intentions almost across the board. Reported activity in the retail sector also took a big hit this month. But overall, the heatmap of data levels is certainly far from the sea of dark blue it was late last year.

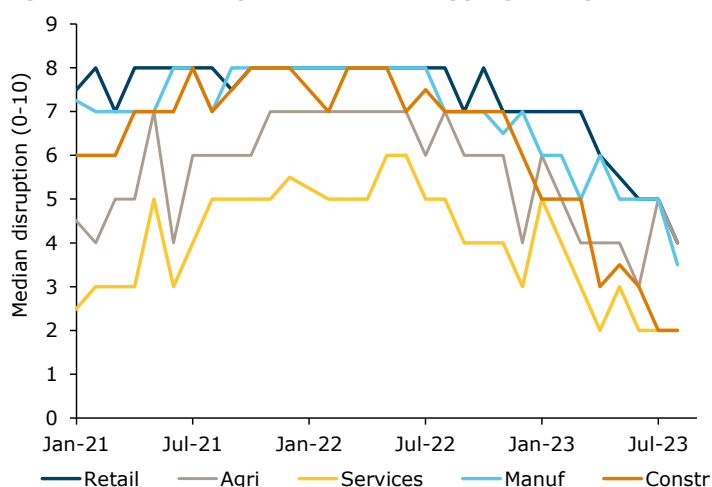
Table 2. Heatmap

	Levels					Monthly changes				
	Retail	Mfg	Agric	Constrn	Serv	Retail	Mfg	Agric	Constrn	Serv
Business Confidence	5.0	-6.6	-62.1	11.8	2.2	8.4	-1.3	-17.7	28.9	14.4
Own activity outlook	5.0	13.1	3.4	2.9	15.8	10.3	2.6	7.2	29.7	8.1
Activity vs. same month one year ago	-25.0	8.2	-6.9	-35.3	0.0	-21.4	6.4	33.8	-8.5	9.9
Exports	4.2	23.1	-11.5	-16.7	10.6	6.8	9.1	-7.2	-4.2	7.1
Investment	0.0	-1.7	-34.5	5.9	1.7	-7.1	3.8	4.0	23.0	-1.1
Capacity Utilisation	3.4	1.7	17.9	3.0	14.2	-4.0	-7.2	17.9	17.6	7.3
Residential Construction	-7.4	16.7	...
Commercial Construction	0.0	19.4	...
Employment	3.3	5.0	-13.8	-11.8	9.5	1.5	3.2	-9.8	2.8	10.6
Employment vs. same month one year ago	5.1	13.3	-24.1	-29.4	-1.1	-12.8	9.7	-16.7	-9.9	3.4
Profits	-13.3	-18.0	-75.9	-11.8	-9.9	-1.0	6.6	-22.1	27.2	8.9
Ease of Credit	-16.7	-24.6	-65.5	-5.9	-25.7	4.0	10.5	-2.5	23.4	6.7
Costs	80.7	68.3	82.1	70.6	74.6	-1.1	-1.3	-9.9	-1.2	-9.4
Pricing Intentions	54.4	50.0	-7.1	41.2	47.7	-7.4	5.4	8.9	7.9	-8.8

Note: Shades of orange indicate high, and shades of blue, low, becoming more intense at the extremes. The colour coding is based on standardised values that take into account the historical average and variation in each series. For example, a series may be low compared to others but if that's not unusual, it may not be blue. Note the versus a year ago questions began in December 2019.

Finally, shipping disruptions are now a non-event.

Figure 8. Median reported inward shipping disruption



Source: ANZ Research

Our take

Things could be (and were) worse, according to what firms are telling us in our survey. Many firms appear to have been pleasantly surprised at how well demand has held up, considering; and the Reserve Bank has stopped raising the OCR (while reserving the right to change their minds), which may be creating a sense that the worst is over. Workers are much easier for firms to find but unemployment is still very low, and inflation signals are dropping away very tidily. The agriculture sector is certainly in a very different world, with prices and expected profitability plummeting, but on the other hand the construction sector appears to have taken real heart from the turnaround in the housing market. Does it add up to enough to get inflation all the way down to the target band sustainably? Here's hoping.

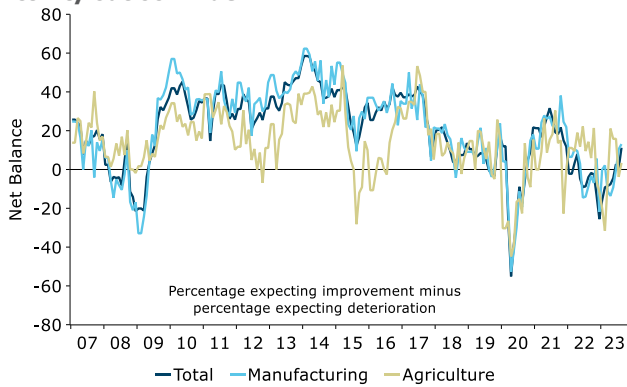
Survey Results August 2023

Net Balance	August	Previous (July)	Retail	Mfg	Agric	Constrn	Services
Business Confidence	-3.7	-13.1	5.0	-6.6	-62.1	11.8	2.2
Own Activity Outlook	11.2	0.8	5.0	13.1	3.4	2.9	15.8
Export Intentions	7.5	1.5	4.2	23.1	-11.5	-16.7	10.6
Investment Intentions	-1.3	-3.3	0.0	-1.7	-34.5	5.9	1.7
Cost Expectations	75.3	80.6	80.7	68.3	82.1	70.6	74.6
Capacity Utilisation	9.7	4.1	3.4	1.7	17.9	3.0	14.2
Residential Construction	-7.4	-24.1	-7.4	...
Commercial Construction	0.0	-19.4	0.0	...
Employment Intentions	4.6	-1.6	3.3	5.0	-13.8	-11.8	9.5
Profit Expectations	-17.6	-24.5	-13.3	-18.0	-75.9	-11.8	-9.9
Pricing Intentions	44.0	48.1	54.4	50.0	-7.1	41.2	47.7
Ease of Credit Expectations	-25.1	-33.3	-16.7	-24.6	-65.5	-5.9	-25.7
Inflation Expectations (%)	5.06	5.14	5.08	5.20	5.53	4.84	4.96
Activity – same month one year ago	-6.1	-11.3	-25.0	8.2	-6.9	-35.3	0.0
Employment – same month one year ago	-0.8	-1.6	5.1	13.3	-24.1	-29.4	-1.1
Price Expectations – 3 months from now (%)	2.0	2.4	2.5	2.4	-1.7	1.5	2.4
Cost Expectations – 3 months from now (%)	3.6	4.3	3.5	3.2	5.0	3.2	3.6
Wages/Salaries – next 12 months (%)	3.7	4.1	3.4	4.0	3.4	3.4	3.9
Wages/Salaries – same month a year ago (%)	5.6	5.5	5.2	5.8	5.9	5.9	5.5

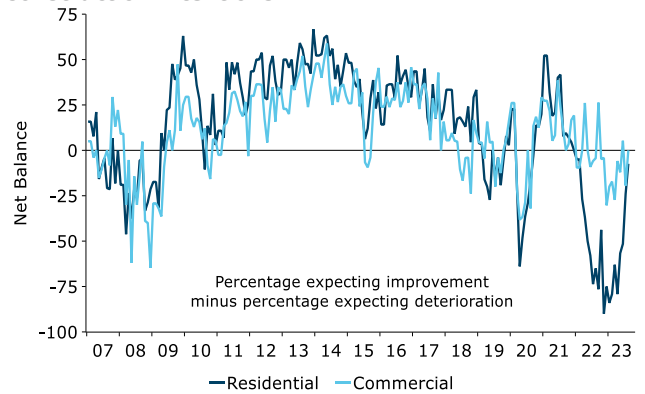


Charts

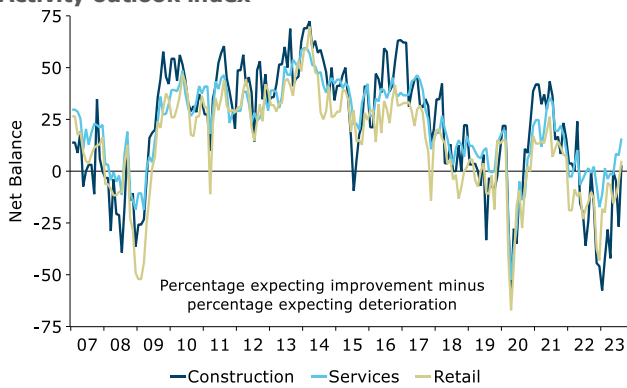
Activity outlook index



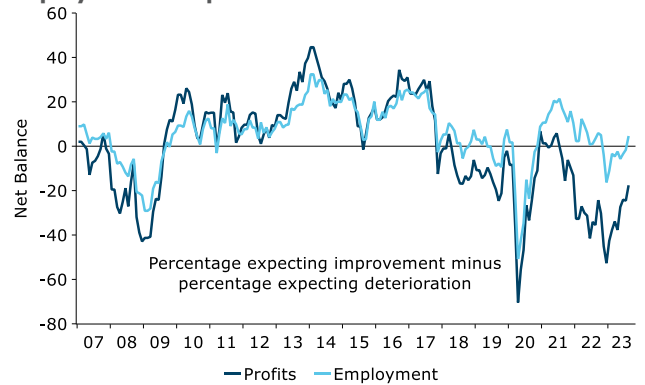
Construction intentions



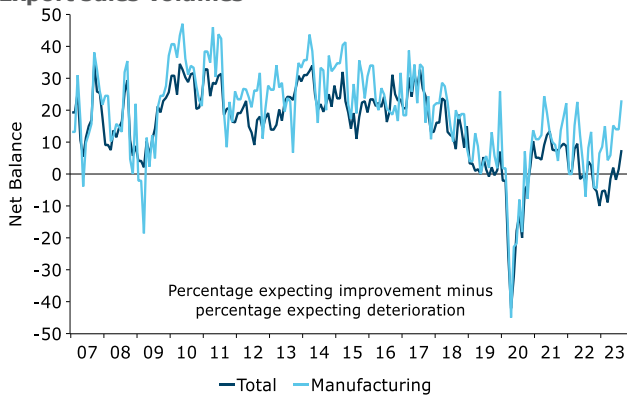
Activity outlook index



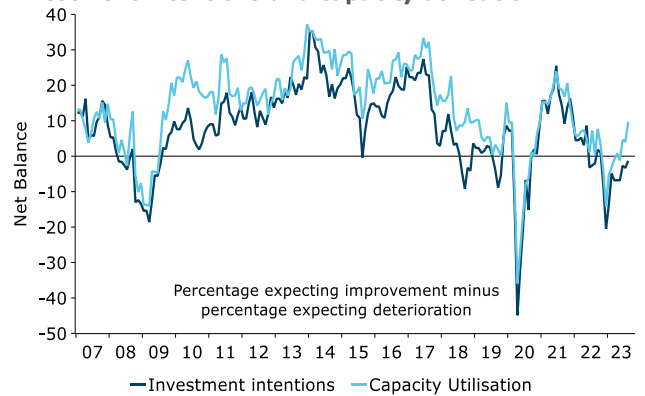
Employment and profit outlook



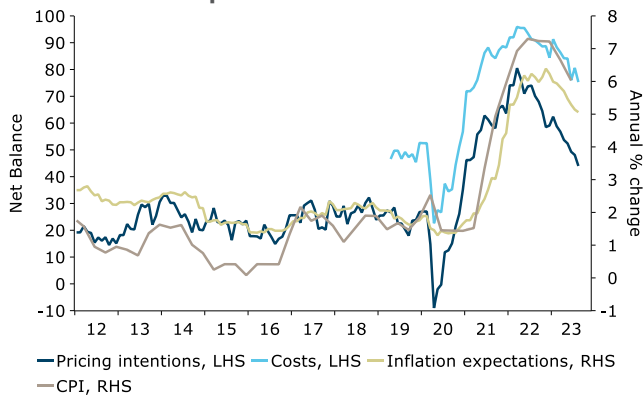
Export sales volumes



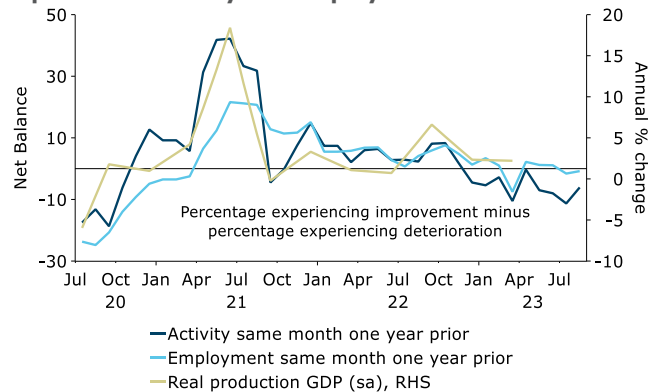
Investment intentions and capacity utilisation



Cost and inflation pressures



Experienced activity and employment and GDP



Source: ANZ, Statistics NZ, Macrobond



Contact us

Meet the team

We welcome your questions and feedback. Click [here](#) for more information about our team.



Sharon Zollner
Chief Economist

Follow Sharon on Twitter
[@sharon_zollner](#)

Telephone: +64 9 357 4094
Email: sharon.zollner@anz.com

General enquiries:
research@anz.com

Follow ANZ Research
[@ANZ_Research](#) (global)



David Croy
Senior Strategist

Market developments, interest rates, FX, unconventional monetary policy, liaison with market participants.

Telephone: +64 4 576 1022
Email: david.croy@anz.com



Susan Kilsby
Agricultural Economist

Primary industry developments and outlook, structural change and regulation, liaison with industry.

Telephone: +64 21 633 469
Email: susan.kilsby@anz.com



Miles Workman
Senior Economist

Macroeconomic forecast co-ordinator, economic developments, housing, GDP and fiscal policy.

Telephone: +64 21 661 792
Email: miles.workman@anz.com



Henry Russell
Economist

Macroeconomic forecasting, economic developments, labour market dynamics and inflation.

Telephone: +64 21 629 553
Email: henry.russell@anz.com



Andre Castaing
Economist

Macroeconomic forecasting, economic developments and housing.

Telephone: +64 21 199 8718
Email: andre.castaing@anz.com



Kyle Uerata
Economic Statistician

Economic statistics, ANZ proprietary data (including ANZ Business Outlook), data capability and infrastructure.

Telephone: +64 21 633 894
Email: kyle.uerata@anz.com



Natalie Denne
PA / Desktop Publisher

Business management, general enquiries, mailing lists, publications, chief economist's diary.

Telephone: +64 21 253 6808
Email: natalie.denne@anz.com

Important notice

Last updated: 18 April 2023

The opinions and research contained in this document (which may be in the form of text, image, video or audio) are (a) not personal financial advice nor financial advice about any product or service; (b) provided for information only; and (c) intended to be general in nature and do not take into account your financial situation or goals.

This document may be restricted by law in certain jurisdictions. Persons who receive this document must inform themselves about and observe all relevant restrictions.

Disclaimer for all jurisdictions: This document is prepared by ANZ Bank New Zealand Limited (ANZ Centre, 23-29 Albert Street, Auckland 1010, New Zealand). This document is distributed in your country/region by Australia and New Zealand Banking Group Limited (ABN11 005 357 522) (**ANZ**), a company incorporated in Australia or (if otherwise stated), by its subsidiary or branch (herein collectively referred to as **ANZ Group**). The views expressed in this document are those of ANZ Economics and Markets Research, an independent research team of ANZ Bank New Zealand Limited.

This document is distributed on the basis that it is only for the information of the specified recipient or permitted user of the relevant website (**recipients**).

This document is solely for informational purposes and nothing contained within is intended to be an invitation, solicitation or offer by ANZ Group to sell, or buy, receive or provide any product or service, or to participate in a particular trading strategy.

Distribution of this document to you is only as may be permissible by the laws of your jurisdiction, and is not directed to or intended for distribution or use by recipients resident or located in jurisdictions where its use or distribution would be contrary to those laws or regulations, or in jurisdictions where ANZ Group would be subject to additional licensing or registration requirements. Further, any products and services mentioned in this document may not be available in all countries.

ANZ Group in no way provides any personal financial, legal, taxation or investment advice to you in connection with any product or service discussed in this document. Before making any investment decision, recipients should seek independent financial, legal, tax and other relevant advice having regard to their particular circumstances.

Whilst care has been taken in the preparation of this document and the information contained within is believed to be accurate, ANZ Group does not represent or warrant the accuracy or completeness of the information, except with respect to information concerning ANZ Group. Further, ANZ Group does not accept any responsibility to inform you of any matter that subsequently comes to its notice, which may affect the accuracy of the information in this document.

Preparation of this document and the opinions expressed in it may involve material elements of subjective judgement and analysis. Unless specifically stated otherwise: they are current on the date of this document and are subject to change without notice; and, all price information is indicative only. Any opinions expressed in this document are subject to change at any time without notice.

ANZ Group does not guarantee the performance of any product mentioned in this document. All investments entail a risk and may result in both profits and losses. Past performance is not necessarily an indicator of future performance. Any products and services described in this document may not be suitable for all investors, and transacting in these products or services may be considered risky.

ANZ Group expressly disclaims any responsibility and shall not be liable for any loss, damage, claim, liability, proceedings, cost or expense (**Liability**) arising directly or indirectly and whether in tort (including negligence), contract, equity or otherwise out of or in connection with this document to the extent permissible under relevant law. Please note, the contents of this document have not been reviewed by any regulatory body or authority in any jurisdiction.

ANZ Group may have an interest in the subject matter of this document. They may receive fees from customers for dealing in any products or services described in this document, and their staff and introducers of business may share in such fees or remuneration that may be influenced by total sales, at all times received and/or apportioned in accordance with local regulatory requirements. Further, they or their customers may have or have had interests or long or short positions in any products or services described in this document, and may at any time make purchases and/or sales in them as principal or agent, as well as act (or have acted) as a market maker in such products. This document is published in accordance with ANZ Group's policies on conflicts of interest and ANZ Group maintains appropriate information barriers to control the flow of information between businesses within the group.

Your ANZ Group point of contact can assist with any questions about this document including for further information on these disclosures of interest.

Australia. ANZ holds an Australian Financial Services licence no. 234527. For a copy of ANZ's Financial Services Guide please [click here](#) or request from your ANZ point of contact.

Brazil. This document is distributed on a cross border basis and only following request by the recipient. No securities are being offered or sold in Brazil under this document, and no securities have been and will not be registered with the Securities Commission - CVM.

Brunei, Japan, Kuwait, Malaysia, Switzerland, Taiwan. This document is distributed in each of these jurisdictions by ANZ on a cross-border basis.

Cambodia. The information contained in this document is confidential and is provided solely for your use upon your request.

This does not constitute or form part of an offer or solicitation of any offer to engage services, nor should it or any part of it form the basis of, or be relied in any connection with, any contract or commitment whatsoever. ANZ does not have a licence to undertake banking operations or securities business or similar business, in Cambodia. By requesting financial services from ANZ, you agree, represent and warrant that you are engaging our services wholly outside of Cambodia and subject to the laws of the contract governing the terms of our engagement.

Canada. This document is general information only, is intended for institutional use only – not retail, and is not meant to be tailored to the needs and circumstances of any recipient. In addition, this document is not intended to be an offer or solicitation to purchase or sell any security or other financial instrument or to employ a specific investment strategy.

Chile. You understand and agree that ANZ is not regulated by Chilean Authorities and that the provision of this document is not subject to any Chilean supervision and is not guaranteed by any regulatory or governmental agency in Chile.

Fiji. For Fiji regulatory purposes, this document and any views and recommendations are not to be deemed as investment advice. Fiji investors must seek licensed professional advice should they wish to make any investment in relation to this document.

Hong Kong. This document is issued or distributed in Hong Kong by the Hong Kong branch of ANZ, which is registered at the Hong Kong Monetary Authority to conduct Type 1 (dealing in securities), Type 4 (advising on securities) and Type 6 (advising on corporate finance) regulated activities. The contents of this document have not been reviewed by any regulatory authority in Hong Kong. If you are in any doubt about any of the contents of this document, you should obtain independent professional advice.

India. If this document is received in India, only you (the specified recipient) may print it provided that before doing so, you specify on it your name and place of printing.

Israel. ANZ is not a holder of a licence granted in Israel pursuant to the Regulation of Investment Advising, Investment Marketing and Portfolio Management Law, 1995 ("Investment Advice Law") and does not hold the insurance coverage required of a licensee pursuant to the Investment Advice Law. This publication has been prepared exclusively for Qualified Clients as such term is defined in the First Schedule to the Investment Advice Law. As a prerequisite to the receipt of a copy of this publication a recipient will be required to provide confirmation and evidence that it is a Qualified Client. Nothing in this publication should be considered Investment Advice or Investment Marketing as defined in the Investment Advice Law. Recipients are encouraged to seek competent investment advice from a locally licensed investment adviser prior to making any investment.

Macau. Click [here](#) to read the disclaimer for all jurisdictions in Mandarin. 澳门。点击[此处](#)阅读所有司法管辖区的免责声明的中文版。

Myanmar. This document is intended to be general and part of ANZ's customer service and marketing activities when implementing its functions as a licensed bank. This document is not Securities Investment Advice (as that term is defined in the Myanmar Securities Transaction Law 2013).

Important notice

New Zealand. This document is distributed in New Zealand by ANZ Bank New Zealand Limited. The material is for information purposes only and is not financial advice about any product or service. We recommend you seek advice about your financial situation and goals before acquiring or disposing of (or not acquiring or disposing of) a financial product.

Oman. ANZ neither has a registered business presence nor a representative office in Oman and does not undertake banking business or provide financial services in Oman. Consequently ANZ is not regulated by either the Central Bank of Oman (**CBO**) or Oman's Capital Market Authority (**CMA**). The information contained in this document is for discussion purposes only and neither constitutes an offer of securities in Oman as contemplated by the Commercial Companies Law of Oman (Royal Decree 4/74) or the Capital Market Law of Oman (Royal Decree 80/98), nor does it constitute an offer to sell, or the solicitation of any offer to buy non-Omani securities in Oman as contemplated by Article 139 of the Executive Regulations to the Capital Market Law (issued vide CMA Decision 1/2009). ANZ does not solicit business in Oman and the only circumstances in which ANZ sends information or material describing financial products or financial services to recipients in Oman, is where such information or material has been requested from ANZ and the recipient understands, acknowledges and agrees that this document has not been approved by the CBO, the CMA or any other regulatory body or authority in Oman. ANZ does not market, offer, sell or distribute any financial or investment products or services in Oman and no subscription to any securities, products or financial services may or will be consummated within Oman. Nothing contained in this document is intended to constitute Omani investment, legal, tax, accounting or other professional advice.

People's Republic of China (PRC). This document may be distributed by either ANZ or Australia and New Zealand Bank (China) Company Limited (**ANZ China**). Recipients must comply with all applicable laws and regulations of PRC, including any prohibitions on speculative transactions and CNY/CNH arbitrage trading. If this document is distributed by ANZ or an Affiliate (other than ANZ China), the following statement and the text below is applicable: No action has been taken by ANZ or any affiliate which would permit a public offering of any products or services of such an entity or distribution or re-distribution of this document in the PRC. So, the products and services of such entities are not being offered or sold within the PRC by means of this document or any other document. This document may not be distributed, re-distributed or published in the PRC, except under circumstances that will result in compliance with any applicable laws and regulations. If and when the material accompanying this document relates to the products and/or services of ANZ China, the following statement and the text below is applicable: This document is distributed by ANZ China in the Mainland of the PRC.

Peru. The information contained in this document has not been, and will not be, registered with or approved by the Peruvian Superintendency of the Securities Market (Superintendencia del Mercado de Valores, **SMV**) or the Lima Stock Exchange (Bolsa de Valores de Lima, **BVL**) or under the Peruvian Securities Market Law (Legislative Decree 6 861), and will not be subject to Peruvian laws applicable to public offerings in Peru. To the extent this information refers to any securities or interests, it should be noted the securities or interests may not be offered or sold in Peru, except if (i) such securities or interests were previously registered with the Peruvian Superintendency of the Securities Market, or (ii) such offering is considered a private offering in Peru under the securities laws and regulation of Peru.

Qatar. This document has not been, and will not be:

- lodged or registered with, or reviewed or approved by, the Qatar Central Bank (**QCB**), the Qatar Financial Centre (**QFC**) Authority, QFC Regulatory Authority or any other authority in the State of Qatar (**Qatar**); or
- authorised or licensed for distribution in Qatar, and the information contained in this document does not, and is not intended to, constitute a public offer or other invitation in respect of securities in Qatar or the QFC.

The financial products or services described in this document have not been, and will not be:

- registered with the QCB, QFC Authority, QFC Regulatory Authority or any other governmental authority in Qatar; or
- authorised or licensed for offering, marketing, issue or sale, directly or indirectly, in Qatar.

Accordingly, the financial products or services described in this document are not being, and will not be, offered, issued or sold in Qatar, and this document is not being, and will not be, distributed in Qatar. The offering, marketing, issue and sale of the financial products or services described in this document and distribution of this document is being made in, and is subject to the laws, regulations and rules of, jurisdictions outside of Qatar and the QFC. Recipients of this document must abide by this restriction and not distribute this document in breach of this restriction. This document is being sent/issued to a limited number of institutional and/or sophisticated investors (i) upon their request and confirmation that they understand the statements above; and (ii) on the condition that it will not be provided to any person other than the original recipient, and is not for general circulation and may not be reproduced or used for any other purpose.

Singapore. To the extent that this document contains any statements of opinion and/or recommendations related to an investment product or class of investment product (as defined in the Financial Advisers Act 2001), this document is distributed in Singapore by ANZ solely for the information of "accredited investors", "expert investors" or (as the case may be) "institutional investors" (each term as defined in the Securities and Futures Act 2001 of Singapore). ANZ is licensed in Singapore under the Banking Act 1970 of Singapore and is exempted from holding a financial adviser's licence under Section 23(1)(a) of the Financial Advisers Act 2001 of Singapore. In respect of any matters arising from, or in connection with, the distribution of this document in Singapore, please speak to your usual ANZ contact in Singapore.

United Arab Emirates (UAE). This document is distributed in the UAE or the Dubai International Financial Centre (**DIFC**) (as applicable) by ANZ. This document does not, and is not intended to constitute: (a) an offer of securities anywhere in the UAE; (b) the carrying on or engagement in banking, financial and/or investment consultation business in the UAE under the rules and regulations made by the Central Bank of the UAE, the Emirates Securities and Commodities Authority or the UAE Ministry of Economy; (c) an offer of securities within the meaning of the Dubai International Financial Centre Markets Law (**DIFCML**) No. 12 of 2004; and (d) a financial promotion, as defined under the DIFCML No. 1 of 200. ANZ DIFC Branch is regulated by the Dubai Financial Services Authority (**DFSA**). The financial products or services described in this document are only available to persons who qualify as "Professional Clients" or "Market Counterparty" in accordance with the provisions of the DFSA rules.

United Kingdom. This document is distributed in the United Kingdom by Australia and New Zealand Banking Group Limited (**ANZ**) solely for the information of persons who would come within the Financial Conduct Authority (**FCA**) definition of "eligible counterparty" or "professional client". It is not intended for and must not be distributed to any person who would come within the FCA definition of "retail client". Nothing here excludes or restricts any duty or liability to a customer which ANZ may have under the UK Financial Services and Markets Act 2000 or under the regulatory system as defined in the Rules of the Prudential Regulation Authority (**PRA**) and the FCA. ANZ considers this document to constitute an Acceptable Minor Non-Monetary Benefits (**AMNMB**) under the relevant inducement rules of the FCA. ANZ is authorised in the United Kingdom by the PRA and is subject to regulation by the FCA and limited regulation by the PRA. Details about the extent of our regulation by the PRA are available from us on request.

United States. Except where this is a FX-related document, this document is distributed in the United States by ANZ Securities, Inc. (**ANZ SI**) which is a member of the Financial Regulatory Authority (**FINRA**) (www.finra.org) and registered with the SEC. ANZSI's address is 277 Park Avenue, 31st Floor, New York, NY 10172, USA (Tel: +1 212 801 9160 Fax: +1 212 801 9163). ANZSI accepts responsibility for its content. Information on any securities referred to in this document may be obtained from ANZSI upon request. This document or material is intended for institutional use only – not retail. If you are an institutional customer wishing to effect transactions in any securities referred to in this document you must contact ANZSI, not its affiliates. ANZSI is authorised as a broker-dealer only for institutional customers, not for US Persons (as "US person" is defined in Regulation S under the US Securities Act of 1933, as amended) who are individuals. If you have registered to use our website or have otherwise received this document and are a US Person who is an individual: to avoid loss, you should cease to use our website by unsubscribing or should notify the sender and you should not act on the contents of this document in any way. Non-U.S. analysts may not be associated persons of ANZSI and therefore may not be subject to FINRA Rule 2242 restrictions on communications with the subject company, public appearances and trading securities held by the analysts. Where this is a FX-related document, it is distributed in the United States by ANZ's New York Branch, which is also located at 277 Park Avenue, 31st Floor, New York, NY 10172, USA (Tel: +1 212 801 916 0 Fax: +1 212 801 9163).

Vietnam. This document is distributed in Vietnam by ANZ or ANZ Bank (Vietnam) Limited, a subsidiary of ANZ.