

# ANZ New Zealand Business Outlook

19 December 2023



This is not personal advice nor financial advice about any product or service. It does not take into account your financial situation or goals. Please refer to the Important Notice.



## Contact

Sharon Zollner for more details.

See page 9.

The next release of the ANZ *Business Outlook* is due on **31 January 2024 at 1pm.**

If you would like to be a part of our survey, please click [here](#).

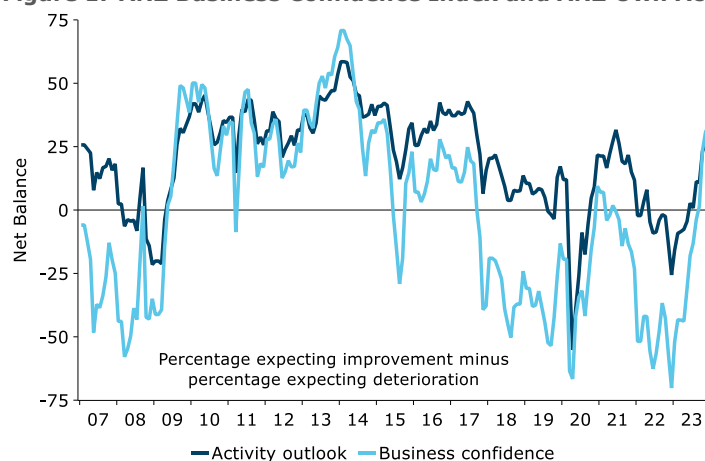
Confused by acronyms or jargon? See a glossary [here](#).

## We wish you a merry Christmas

### Key points

- Business confidence rose 2 points to +33 in December. Expected own activity rose 3 points to +29. The vast majority of indicators lifted, including the backward-looking measures.
- Inflation expectations took a decent step lower, but the proportion of firms expecting higher costs and the proportion intending to raise their prices both rose. Indeed, pricing intentions are the most reliable lead indicator for inflation, and they have stopped falling in recent months.

Figure 1. ANZ Business Confidence Index and ANZ Own Activity Index



Source: Macrobond, ANZ Research

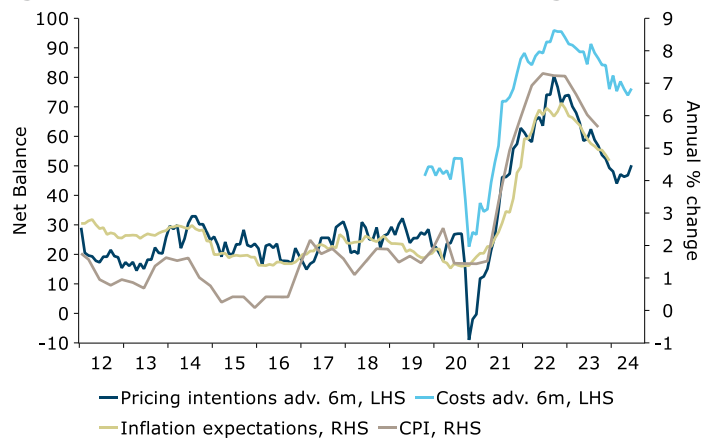
Table 1: Results versus last month

Net Balance	Dec	Nov	Comment
Business Confidence	33.2	30.8	Highest since March 2015.
Own Activity Outlook	29.3	26.3	Manufacturing highest, retail weakest.
Export Intentions	11.4	9.2	Surprisingly strong. Sharp lift for manuf.
Investment Intentions	2.7	4.5	Agriculture the only sector in the red.
Cost Expectations	76.2	73.9	This thing's supposed to be falling.
Wage Expectations	83.0	77.1	That was a brief visit below 80%.
Capacity Utilisation	18.4	11.7	Strongest since October 2021!
Residential Construction	28.6	0.0	Boom! Highest since mid-2021...
Commercial Construction	6.7	15.8	Noisy but comfortably in the black.
Employment Intentions	7.0	5.4	Strongest since April-22. Retail weak.
Profit Expectations	2.7	1.5	Strongest for manuf, weakest for agri.
Pricing Intentions	50.2	46.8	Another lift won't please the RBNZ.
Ease of Credit	-8.7	-17.3	Highest since early-2016!
Inflation Expectations	4.61%	4.79%	Decent fall; lowest in 2 years.
Activity – vs. same month one year ago	-4.2	-12.5	Highest since April. Construction and retail the laggards.
Employment – vs. same month one year ago	-3.1	-3.4	Construction falling, services rising.

The December ANZ Business Outlook survey told a story of both an expected and experienced rebound in activity, with mixed inflation indicators. Activity and profit expectations, export and employment intentions, and residential construction expectations all rose (indeed, the latter soared).

Cost expectations and pricing intentions both lifted in terms of the proportion of respondents expecting an increase in the next three months. If pricing intentions had continued on their previous downward trajectory they'd be rapidly approaching 'normal' ranges by now, but instead they're currently looking a bit stuck at a level consistent with CPI inflation well above the target band. Inflation expectations eased, though are still high at 4.6%. And they tend to reflect more where inflation has been, whereas pricing intentions, like expected costs, tend to lead annual inflation by around six months (figure 2).

**Figure 2. ANZBO inflation indicators with timing shifts**

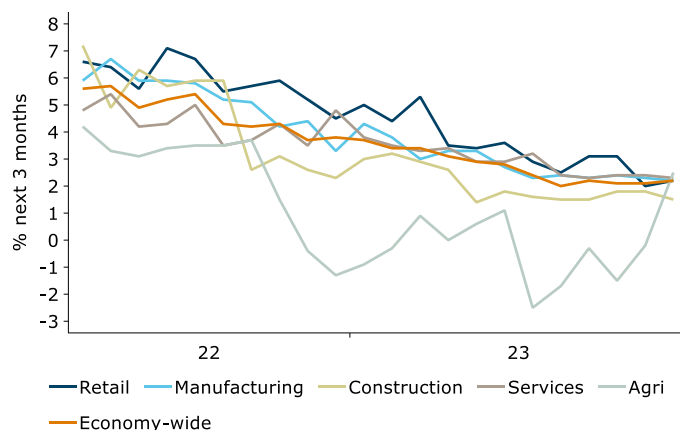


Source: Stats NZ, Macrobond, ANZ Research

A net 50% of firms (52% in the retail sector) expect to lift their prices in the next three months, up from 47% last month. Of course, if firms were intending to raise their prices by a steadily smaller amount, then a higher proportion of firms intending to raise prices wouldn't matter so much. But as regards specific numerical estimates of where firms' own selling prices will be in three months' time, the average read was slightly higher at 2.2% (from 2.1% in November) and in fact has been going sideways for 6 months.

Technically, 2.2% per quarter annualises to 9% annual inflation (ignoring any seasonality), which when multiplied by 50% of firms intending to raise prices gives 4.5% y/y. That's highly simplistic, but the data is clearly inconsistent with annual inflation anywhere near the 2% target midpoint, and the stall in the downward trend is not encouraging.

**Figure 3. Pricing intentions by sector**



Source: Macrobond, ANZ Research

We also survey firms' expected costs in three months' time relative to today (figure 4). The story here is more encouraging, insofar as a downward trend remains in place. The economy-wide measure was stable at 3.4%. The agriculture sector expects the highest cost increases (5.1% higher in three months' time), and construction the lowest (2.2%).

It's important to note when looking at the level that these data ask about increases in the coming three-month period, not over a year – the numbers remain too high. But at least things are trending in the right direction.

**Figure 4. Cost expectations by sector**

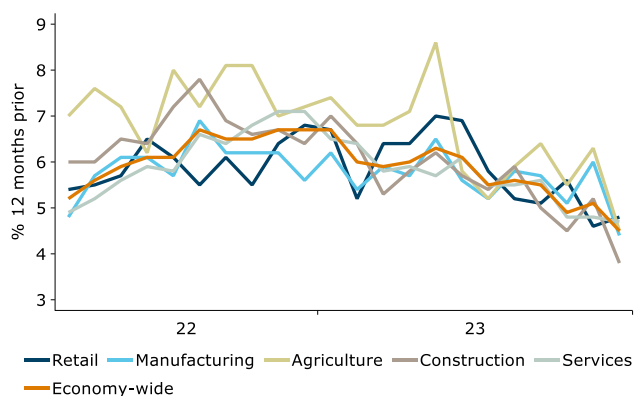


Source: Macrobond, ANZ Research

The data imply that on average, firms continue to expect margin compression, given costs are expected to lift more than prices over the next three months (3.4% versus 2.2%). But the gap is smaller than it has been.

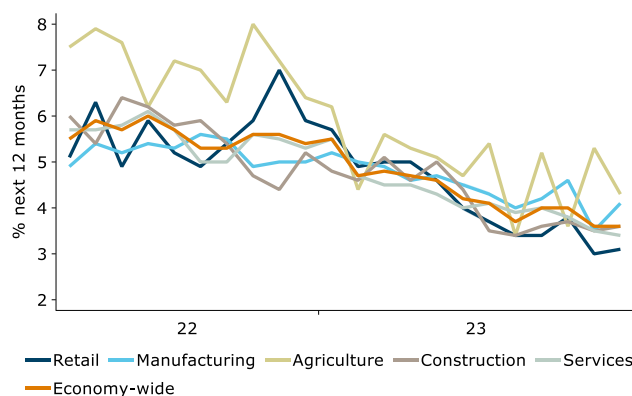
Reported past wage increases (versus a year earlier) fell from 5.1% to 4.5% and is clearly trending lower (figure 5). Expectations for wage settlements over the next 12 months held steady at 3.6% (figure 6).

**Figure 5. Wage growth by sector: last 12 months**



Source: Macrobond, ANZ Research

**Figure 6. Wage growth by sector: next 12 months**



Source: Macrobond, ANZ Research

Our heatmap of indicators by sector, table 2 on the following page, shows a sea of orange in the monthly changes for manufacturing and agriculture, a mixed bag for construction, and a softening for retail and services. The manufacturing optimism about the year ahead and the lift in reported recent activity is particularly notable in light of the weak Performance of Manufacturing Index, which asks about activity in the previous month. Perhaps a bottom is near. Two weak points this month were agriculture export intentions and investment intentions in the services sector, which has in broad terms been the last sector to feel the chill of the economic slowdown.

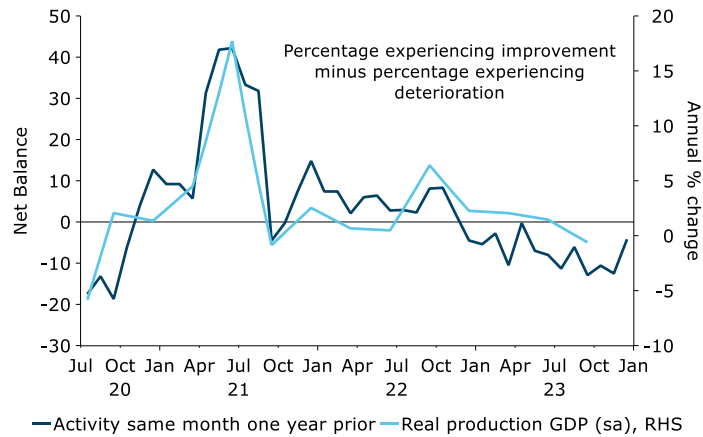
**Table 2. Heatmap**

	Levels					Monthly changes				
	Retail	Mfg	Agric	Constrn	Serv	Retail	Mfg	Agric	Constrn	Serv
Business Confidence	24.0	34.0	33.3	51.4	33.7	-8.0	5.7	23.8	18.8	-0.2
Own activity outlook	22.0	38.3	23.8	25.7	32.4	-4.0	15.4	-4.8	11.7	2.6
Activity vs. same month one year ago	-26.0	2.1	9.5	-34.3	6.4	-7.6	31.3	23.8	-1.7	8.8
Exports	18.9	25.0	25.0	8.3	5.8	13.3	15.7	-13.9	11.6	-3.6
Investment	4.1	13.3	-9.5	5.7	0.0	-1.9	2.9	4.8	15.0	-6.5
Capacity Utilisation	22.4	31.9	15.8	0.0	18.4	4.0	23.6	11.0	-4.7	5.7
Residential Construction	...	...	...	28.6	...	...	...	...	28.6	...
Commercial Construction	...	...	...	6.7	...	...	...	...	-9.1	...
Employment	-8.2	29.8	19.0	2.9	5.4	-6.2	21.5	9.0	2.9	-2.9
Employment vs. same month one year ago	0.0	-8.5	-5.3	-34.3	4.2	-10.4	2.1	9.0	-6.4	3.0
Profits	2.0	19.1	-23.8	8.6	2.9	-2.0	21.2	4.8	13.3	-3.6
Ease of Credit	-14.0	-6.4	-28.6	8.6	-6.4	6.0	15.3	23.8	17.9	6.5
Costs	72.0	72.3	80.0	67.6	78.8	3.2	8.5	18.1	-1.4	-2.8
Pricing Intentions	52.0	53.2	36.8	47.1	50.0	6.2	4.3	13.0	5.6	-0.3

Note: Shades of orange indicate high, and shades of blue, low, becoming more intense at the extremes. The colour coding is based on standardised values that take into account the historical average and variation in each series. For example, a series may be low compared to others but if that's not unusual, it may not be blue. Note the versus a year ago questions only began in December 2019.

Reported past activity has a good correlation with both the QSBO experienced domestic trading activity and GDP. It's consistent with the economy continuing to gradually lose momentum on an annual change basis. It ticked up this month but more evidence would be required to call a bottom.

**Figure 7. Past activity and GDP**



Source: Macrobond, ANZ Research

The surge in residential construction intentions is startling, and suggests that dwelling consents (and before long, residential construction) are about to find a floor, so to speak (figure 8).

**Figure 8. Residential construction intentions vs. dwelling consents**

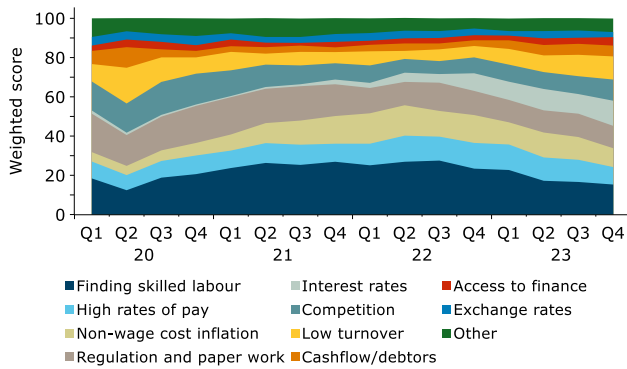


Source: Stats NZ, Macrobond, ANZ Research

We ask additional questions every three months, including what firms' largest problems are. Figure 9 shows that finding skilled labour *still* rates as firms' largest problem. However, the share of problems that are inflationary (finding labour, high wages, high other costs, and regulation and paperwork) continues to decline, while the disinflationary problems of low turnover and competition are growing, albeit while still small in the scheme of things.

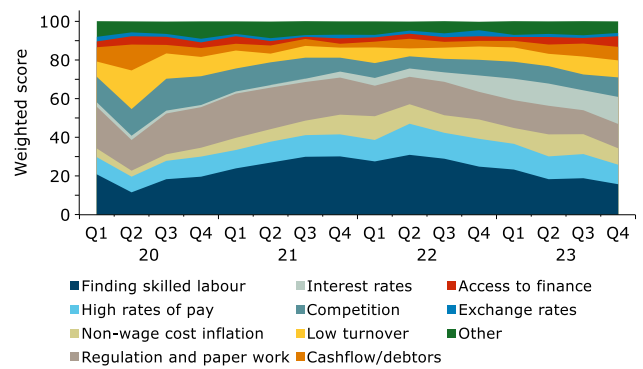
For retail (figure 10), the picture is very different. Low turnover is by far the biggest problem (and is growing), while the difficulty of finding skilled labour has dropped away sharply. That's a far more disinflationary picture. For construction, finding skilled labour ticked up again as a problem this quarter, but high wage rates as a concern have shrunk hugely (figure 13). And the agriculture sector is the most concerned by far about interest rates (figure 14).

**Figure 9. Economy-wide biggest problems, weighted**



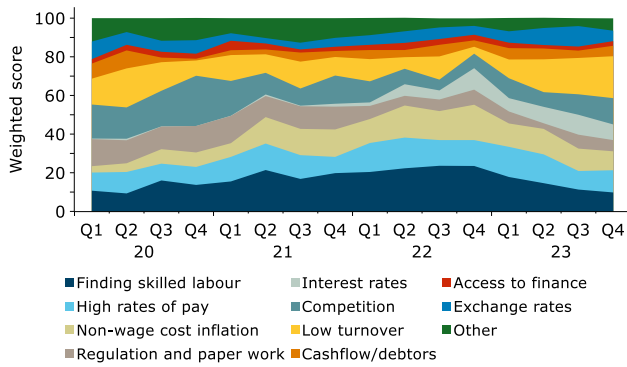
Source: ANZ Research

**Figure 12. Services biggest problems, weighted**



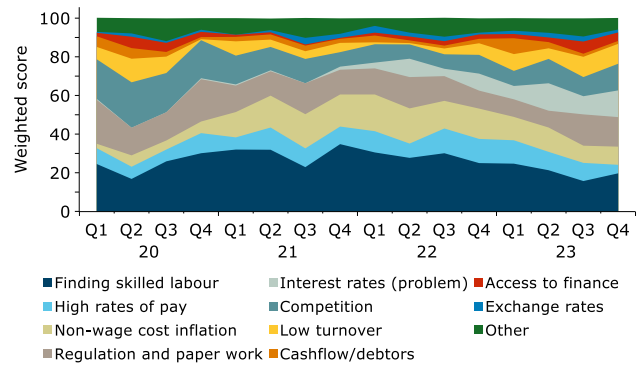
Source: ANZ Research

**Figure 10. Retail sector biggest problems, weighted**



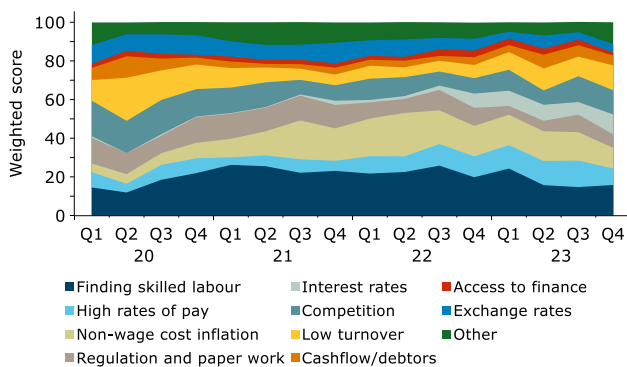
Source: ANZ Research

**Figure 13. Construction biggest problems, weighted**



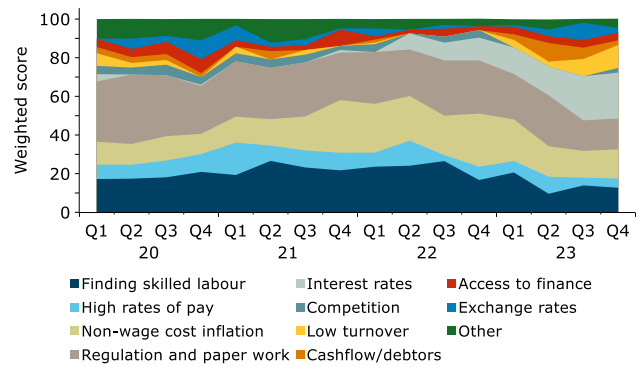
Source: Macrobond, ANZ Research

**Figure 11. Manufacturing biggest problems, weighted**



Source: ANZ Research

**Figure 14. Agriculture biggest problems, weighted**

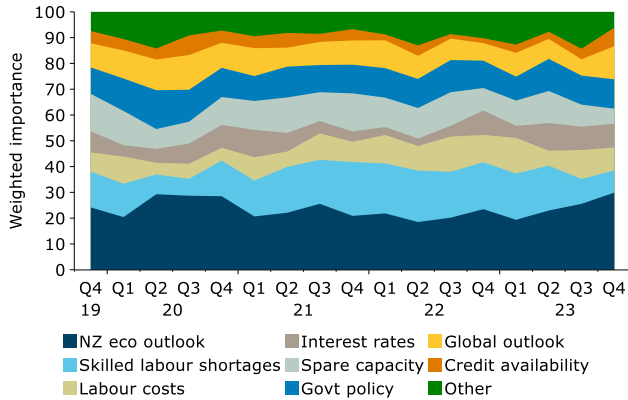


Source: ANZ Research

We also ask firms every three months what is driving their investment decisions. Figure 15 shows that of those firms who are intending to increase their investment (currently 21% of survey respondents, versus 18% who are expecting to reduce it), far fewer are doing it to replace hard-to-find labour, and more are investing due to the economic outlook.

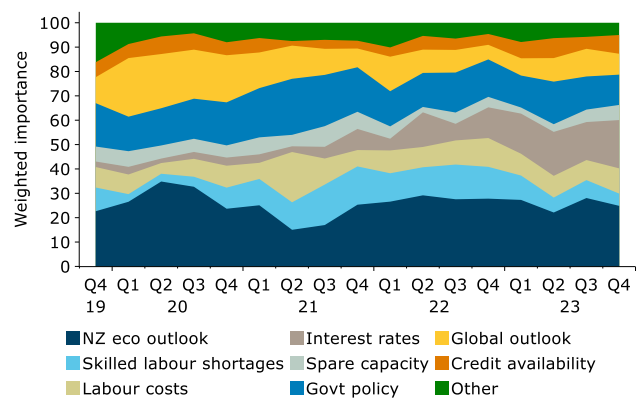
Of those intending to invest less (figure 16), wariness about the domestic economic outlook is still highest on the list, but interest rates are coming second.

**Figure 15. Reasons for investing more**



Source: Macrobond, ANZ Research

**Figure 16. Reasons for investing less**



Source: Macrobond, ANZ Research

### Our take

The New Zealand economy has certainly been through a very rough patch, as amply demonstrated by the much lower Q3 GDP outturn than expected, and significant downward revisions to past GDP as well. However, the ANZ Business Outlook survey suggests the outlook is improving – and the backward-looking questions suggest that experienced activity may also be past the worst. The rebound in residential construction intentions is particularly striking, suggesting consents may soon start lifting meaningfully. Things are clearly very weak on a per capita basis, but population growth of more than 2½% does put a floor under how far aggregate activity can fall.

So is it per capita or total activity that determines inflation? That depends on a complex web of impacts of migration on the demand and supply side of the economy. The RBNZ noted last month that the surge of workers had clearly had a disinflationary impact on the labour market, but that the demand-side pressures were still playing out and could cause inflation to hold up longer than anticipated.

And the inflation indicators in the survey were mixed at best. Inflation expectations took a decent leg lower, but these tend to lag inflation by quite some way. The share of firms intending to raise their prices, a long-running reliable lead indicator for inflation, has been flat to rising for six months, and the expected price change over the next three months has been stuck in a 2-2.4% range over the same timeframe. It could be that the proportion of firms expecting to imminently raise their prices is about to plunge lower after this hiatus, but here and now, it's not encouraging data for the inflation outlook.

The RBNZ has made it clear that they have zero tolerance for more delays in bringing inflation down. There's a lot more data to come between now and the February OCR decision, but this survey read won't be one of the Committee's favourites. While GDP data showed the RBNZ has gotten a lot more traction than they knew last month, and that's very important, it's also important to remember that a recession was their plan, and that the question of how much pain is needed to get inflation all the way down to 2% isn't in fact settled.

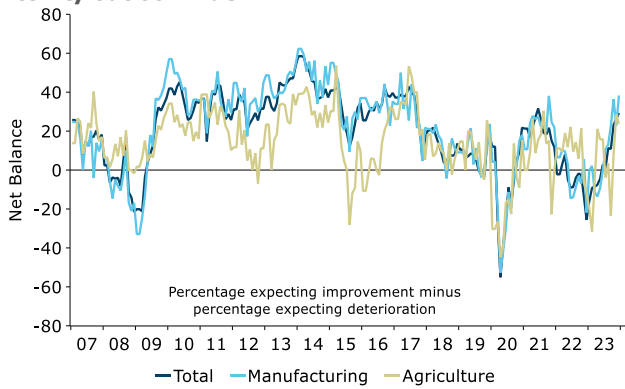
## Survey Results December 2023

Net Balance	December	Previous (Nov)	Retail	Mfg	Agric	Constrn	Services
Business Confidence	33.2	30.8	24.0	34.0	33.3	51.4	33.7
Own Activity Outlook	29.3	26.3	22.0	38.3	23.8	25.7	32.4
Export Intentions	11.4	9.2	18.9	25.0	25.0	8.3	5.8
Investment Intentions	2.7	4.5	4.1	13.3	-9.5	5.7	0.0
Cost Expectations	76.2	73.9	72.0	72.3	80.0	67.6	78.8
Capacity Utilisation	18.4	11.7	22.4	31.9	15.8	0.0	18.4
Residential Construction	28.6	0.0	...	...	...	28.6	...
Commercial Construction	6.7	15.8	...	...	...	6.7	...
Employment Intentions	7.0	5.4	-8.2	29.8	19.0	2.9	5.4
Profit Expectations	2.7	1.5	2.0	19.1	-23.8	8.6	2.9
Pricing Intentions	50.2	46.8	52.0	53.2	36.8	47.1	50.0
Ease of Credit Expectations	-8.7	-17.3	-14.0	-6.4	-28.6	8.6	-6.4
Inflation Expectations (%)	4.61	4.79	4.46	4.83	4.41	4.57	4.61
Activity – same month one year ago	-4.2	-12.5	-26.0	2.1	9.5	-34.3	6.4
Employment – same month one year ago	-3.1	-3.4	0.0	-8.5	-5.3	-34.3	4.2
Price Expectations – 3 months from now (%)	2.2	2.1	2.2	2.2	2.5	1.5	2.3
Cost Expectations – 3 months from now (%)	3.4	3.4	3.3	2.6	5.1	2.2	3.6
Wages/Salaries – next 12 months (%)	3.6	3.6	3.1	4.1	4.3	3.6	3.4
Wages/Salaries – same month a year ago (%)	4.5	5.1	4.8	4.4	4.5	3.8	4.7

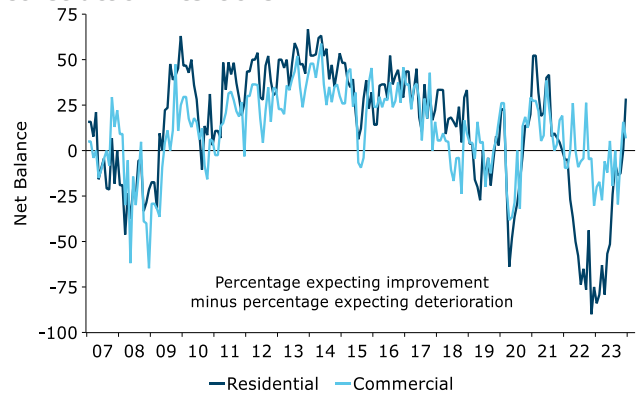


# Charts

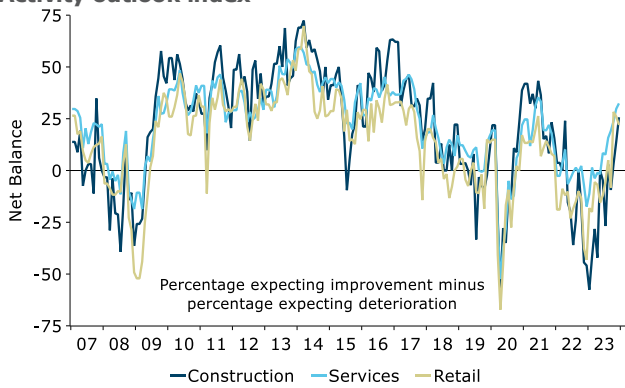
**Activity outlook index**



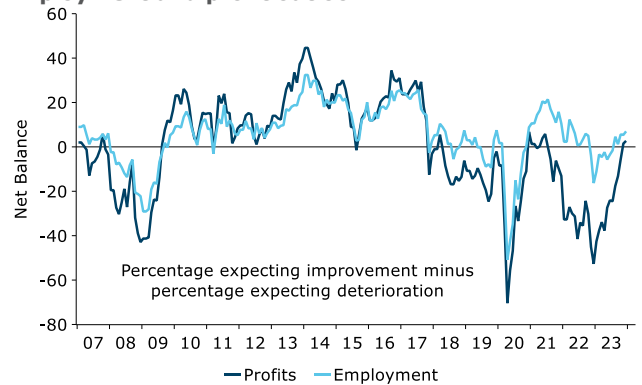
**Construction intentions**



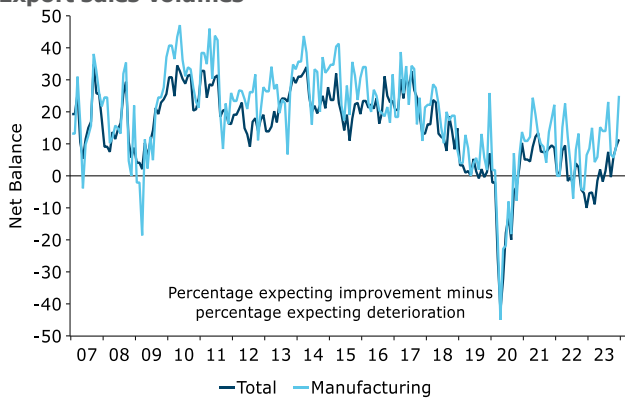
**Activity outlook index**



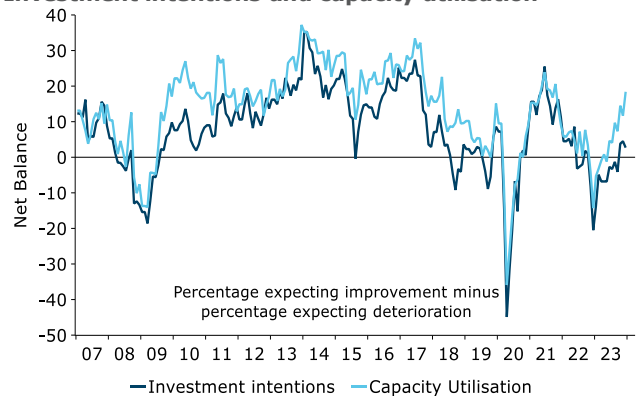
**Employment and profit outlook**



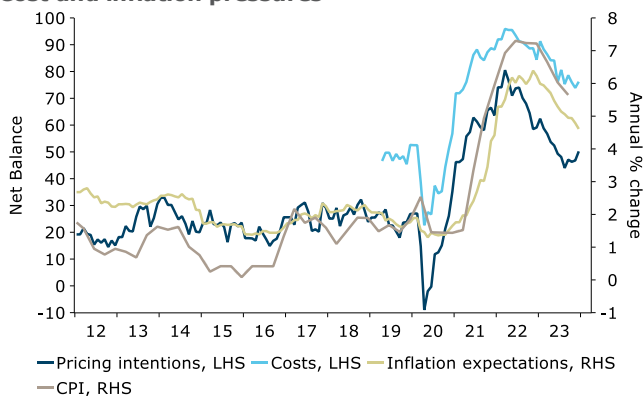
**Export sales volumes**



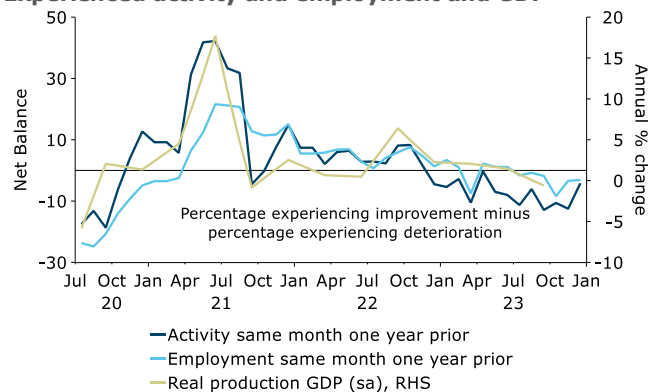
**Investment intentions and capacity utilisation**



**Cost and inflation pressures**



**Experienced activity and employment and GDP**



Source: ANZ, Statistics NZ, Macrobond





## Contact us

---

### Meet the team

We welcome your questions and feedback. Click [here](#) for more information about our team.



**Sharon Zollner**  
Chief Economist

Follow Sharon on Twitter  
[@sharon\\_zollner](#)

Telephone: +64 9 357 4094  
Email: [sharon.zollner@anz.com](mailto:sharon.zollner@anz.com)

General enquiries:  
[research@anz.com](mailto:research@anz.com)

Follow ANZ Research  
[@ANZ\\_Research](#) (global)



**David Croy**  
Senior Strategist

Market developments, interest rates, FX, unconventional monetary policy, liaison with market participants.

Telephone: +64 4 576 1022  
Email: [david.croy@anz.com](mailto:david.croy@anz.com)



**Susan Kilsby**  
Agricultural Economist

Primary industry developments and outlook, structural change and regulation, liaison with industry.

Telephone: +64 21 633 469  
Email: [susan.kilsby@anz.com](mailto:susan.kilsby@anz.com)



**Miles Workman**  
Senior Economist

Macroeconomic forecast co-ordinator, economic developments, GDP and activity dynamics, fiscal and monetary policy.

Telephone: +64 21 661 792  
Email: [miles.workman@anz.com](mailto:miles.workman@anz.com)



**Henry Russell**  
Economist

Macroeconomic forecasting, economic developments, labour market dynamics and inflation.

Telephone: +64 21 629 553  
Email: [henry.russell@anz.com](mailto:henry.russell@anz.com)



**Andre Castaing**  
Economist

Macroeconomic forecasting, economic developments, housing and monetary policy.

Telephone: +64 21 199 8718  
Email: [andre.castaing@anz.com](mailto:andre.castaing@anz.com)



**Kyle Uerata**  
Economic Statistician

Economic statistics, ANZ proprietary data (including ANZ Business Outlook), data capability and infrastructure.

Telephone: +64 21 633 894  
Email: [kyle.uerata@anz.com](mailto:kyle.uerata@anz.com)



**Natalie Denne**  
PA / Desktop Publisher

Business management, general enquiries, mailing lists, publications, chief economist's diary.

Telephone: +64 21 253 6808  
Email: [natalie.denne@anz.com](mailto:natalie.denne@anz.com)

# Important notice

---

Last updated: 18 April 2023

**The opinions and research contained in this document (which may be in the form of text, image, video or audio) are (a) not personal financial advice nor financial advice about any product or service; (b) provided for information only; and (c) intended to be general in nature and do not take into account your financial situation or goals.**

This document may be restricted by law in certain jurisdictions. Persons who receive this document must inform themselves about and observe all relevant restrictions.

**Disclaimer for all jurisdictions:** This document is prepared by ANZ Bank New Zealand Limited (ANZ Centre, 23-29 Albert Street, Auckland 1010, New Zealand). This document is distributed in your country/region by Australia and New Zealand Banking Group Limited (ABN11 005 357 522) (**ANZ**), a company incorporated in Australia or (if otherwise stated), by its subsidiary or branch (herein collectively referred to as **ANZ Group**). The views expressed in this document are those of ANZ Economics and Markets Research, an independent research team of ANZ Bank New Zealand Limited.

This document is distributed on the basis that it is only for the information of the specified recipient or permitted user of the relevant website (**recipients**).

This document is solely for informational purposes and nothing contained within is intended to be an invitation, solicitation or offer by ANZ Group to sell, or buy, receive or provide any product or service, or to participate in a particular trading strategy.

Distribution of this document to you is only as may be permissible by the laws of your jurisdiction, and is not directed to or intended for distribution or use by recipients resident or located in jurisdictions where its use or distribution would be contrary to those laws or regulations, or in jurisdictions where ANZ Group would be subject to additional licensing or registration requirements. Further, any products and services mentioned in this document may not be available in all countries.

ANZ Group in no way provides any personal financial, legal, taxation or investment advice to you in connection with any product or service discussed in this document. Before making any investment decision, recipients should seek independent financial, legal, tax and other relevant advice having regard to their particular circumstances.

Whilst care has been taken in the preparation of this document and the information contained within is believed to be accurate, ANZ Group does not represent or warrant the accuracy or completeness of the information, except with respect to information concerning ANZ Group. Further, ANZ Group does not accept any responsibility to inform you of any matter that subsequently comes to its notice, which may affect the accuracy of the information in this document.

Preparation of this document and the opinions expressed in it may involve material elements of subjective judgement and analysis. Unless specifically stated otherwise: they are current on the date of this document and are subject to change without notice; and, all price information is indicative only. Any opinions expressed in this document are subject to change at any time without notice.

ANZ Group does not guarantee the performance of any product mentioned in this document. All investments entail a risk and may result in both profits and losses. Past performance is not necessarily an indicator of future performance. Any products and services described in this document may not be suitable for all investors, and transacting in these products or services may be considered risky.

ANZ Group expressly disclaims any responsibility and shall not be liable for any loss, damage, claim, liability, proceedings, cost or expense (**Liability**) arising directly or indirectly and whether in tort (including negligence), contract, equity or otherwise out of or in connection with this document to the extent permissible under relevant law. Please note, the contents of this document have not been reviewed by any regulatory body or authority in any jurisdiction.

ANZ Group may have an interest in the subject matter of this document. They may receive fees from customers for dealing in any products or services described in this document, and their staff and introducers of business may share in such fees or remuneration that may be influenced by total sales, at all times received and/or apportioned in accordance with local regulatory requirements. Further, they or their customers may have or have had interests or long or short positions in any products or services described in this document, and may at any time make purchases and/or sales in them as principal or agent, as well as act (or have acted) as a market maker in such products. This document is published in accordance with ANZ Group's policies on conflicts of interest and ANZ Group maintains appropriate information barriers to control the flow of information between businesses within the group.

Your ANZ Group point of contact can assist with any questions about this document including for further information on these disclosures of interest.

**Australia.** ANZ holds an Australian Financial Services licence no. 234527. For a copy of ANZ's Financial Services Guide please [click here](#) or request from your ANZ point of contact.

**Brazil.** This document is distributed on a cross border basis and only following request by the recipient. No securities are being offered or sold in Brazil under this document, and no securities have been and will not be registered with the Securities Commission - CVM.

**Brunei, Japan, Kuwait, Malaysia, Switzerland, Taiwan.** This document is distributed in each of these jurisdictions by ANZ on a cross-border basis.

**Cambodia.** The information contained in this document is confidential and is provided solely for your use upon your request.

This does not constitute or form part of an offer or solicitation of any offer to engage services, nor should it or any part of it form the basis of, or be relied in any connection with, any contract or commitment whatsoever. ANZ does not have a licence to undertake banking operations or securities business or similar business, in Cambodia. By requesting financial services from ANZ, you agree, represent and warrant that you are engaging our services wholly outside of Cambodia and subject to the laws of the contract governing the terms of our engagement.

**Canada.** This document is general information only, is intended for institutional use only – not retail, and is not meant to be tailored to the needs and circumstances of any recipient. In addition, this document is not intended to be an offer or solicitation to purchase or sell any security or other financial instrument or to employ a specific investment strategy.

**Chile.** You understand and agree that ANZ is not regulated by Chilean Authorities and that the provision of this document is not subject to any Chilean supervision and is not guaranteed by any regulatory or governmental agency in Chile.

**Fiji.** For Fiji regulatory purposes, this document and any views and recommendations are not to be deemed as investment advice. Fiji investors must seek licensed professional advice should they wish to make any investment in relation to this document.

**Hong Kong.** This document is issued or distributed in Hong Kong by the Hong Kong branch of ANZ, which is registered at the Hong Kong Monetary Authority to conduct Type 1 (dealing in securities), Type 4 (advising on securities) and Type 6 (advising on corporate finance) regulated activities. The contents of this document have not been reviewed by any regulatory authority in Hong Kong. If you are in any doubt about any of the contents of this document, you should obtain independent professional advice.

**India.** If this document is received in India, only you (the specified recipient) may print it provided that before doing so, you specify on it your name and place of printing.

**Israel.** ANZ is not a holder of a licence granted in Israel pursuant to the Regulation of Investment Advising, Investment Marketing and Portfolio Management Law, 1995 ("Investment Advice Law") and does not hold the insurance coverage required of a licensee pursuant to the Investment Advice Law. This publication has been prepared exclusively for Qualified Clients as such term is defined in the First Schedule to the Investment Advice Law. As a prerequisite to the receipt of a copy of this publication a recipient will be required to provide confirmation and evidence that it is a Qualified Client. Nothing in this publication should be considered Investment Advice or Investment Marketing as defined in the Investment Advice Law. Recipients are encouraged to seek competent investment advice from a locally licensed investment adviser prior to making any investment.

**Macau.** Click [here](#) to read the disclaimer for all jurisdictions in Mandarin. 澳门。点击[此处](#)阅读所有司法管辖区的免责声明的中文版。

**Myanmar.** This document is intended to be general and part of ANZ's customer service and marketing activities when implementing its functions as a licensed bank. This document is not Securities Investment Advice (as that term is defined in the Myanmar Securities Transaction Law 2013).

## Important notice

**New Zealand.** This document is distributed in New Zealand by ANZ Bank New Zealand Limited. The material is for information purposes only and is not financial advice about any product or service. We recommend you seek advice about your financial situation and goals before acquiring or disposing of (or not acquiring or disposing of) a financial product.

**Oman.** ANZ neither has a registered business presence nor a representative office in Oman and does not undertake banking business or provide financial services in Oman. Consequently ANZ is not regulated by either the Central Bank of Oman (**CBO**) or Oman's Capital Market Authority (**CMA**). The information contained in this document is for discussion purposes only and neither constitutes an offer of securities in Oman as contemplated by the Commercial Companies Law of Oman (Royal Decree 4/74) or the Capital Market Law of Oman (Royal Decree 80/98), nor does it constitute an offer to sell, or the solicitation of any offer to buy non-Omani securities in Oman as contemplated by Article 139 of the Executive Regulations to the Capital Market Law (issued vide CMA Decision 1/2009). ANZ does not solicit business in Oman and the only circumstances in which ANZ sends information or material describing financial products or financial services to recipients in Oman, is where such information or material has been requested from ANZ and the recipient understands, acknowledges and agrees that this document has not been approved by the CBO, the CMA or any other regulatory body or authority in Oman. ANZ does not market, offer, sell or distribute any financial or investment products or services in Oman and no subscription to any securities, products or financial services may or will be consummated within Oman. Nothing contained in this document is intended to constitute Omani investment, legal, tax, accounting or other professional advice.

**People's Republic of China (PRC).** This document may be distributed by either ANZ or Australia and New Zealand Bank (China) Company Limited (**ANZ China**). Recipients must comply with all applicable laws and regulations of PRC, including any prohibitions on speculative transactions and CNY/CNH arbitrage trading. If this document is distributed by ANZ or an Affiliate (other than ANZ China), the following statement and the text below is applicable: No action has been taken by ANZ or any affiliate which would permit a public offering of any products or services of such an entity or distribution or re-distribution of this document in the PRC. So, the products and services of such entities are not being offered or sold within the PRC by means of this document or any other document. This document may not be distributed, re-distributed or published in the PRC, except under circumstances that will result in compliance with any applicable laws and regulations. If and when the material accompanying this document relates to the products and/or services of ANZ China, the following statement and the text below is applicable: This document is distributed by ANZ China in the Mainland of the PRC.

**Peru.** The information contained in this document has not been, and will not be, registered with or approved by the Peruvian Superintendency of the Securities Market (Superintendencia del Mercado de Valores, **SMV**) or the Lima Stock Exchange (Bolsa de Valores de Lima, **BVL**) or under the Peruvian Securities Market Law (Legislative Decree 6 861), and will not be subject to Peruvian laws applicable to public offerings in Peru. To the extent this information refers to any securities or interests, it should be noted the securities or interests may not be offered or sold in Peru, except if (i) such securities or interests were previously registered with the Peruvian Superintendency of the Securities Market, or (ii) such offering is considered a private offering in Peru under the securities laws and regulation of Peru.

**Qatar.** This document has not been, and will not be:

- lodged or registered with, or reviewed or approved by, the Qatar Central Bank (**QCB**), the Qatar Financial Centre (**QFC**) Authority, QFC Regulatory Authority or any other authority in the State of Qatar (**Qatar**); or
- authorised or licensed for distribution in Qatar, and the information contained in this document does not, and is not intended to, constitute a public offer or other invitation in respect of securities in Qatar or the QFC.

The financial products or services described in this document have not been, and will not be:

- registered with the QCB, QFC Authority, QFC Regulatory Authority or any other governmental authority in Qatar; or
- authorised or licensed for offering, marketing, issue or sale, directly or indirectly, in Qatar.

Accordingly, the financial products or services described in this document are not being, and will not be, offered, issued or sold in Qatar, and this document is not being, and will not be, distributed in Qatar. The offering, marketing, issue and sale of the financial products or services described in this document and distribution of this document is being made in, and is subject to the laws, regulations and rules of, jurisdictions outside of Qatar and the QFC. Recipients of this document must abide by this restriction and not distribute this document in breach of this restriction. This document is being sent/issued to a limited number of institutional and/or sophisticated investors (i) upon their request and confirmation that they understand the statements above; and (ii) on the condition that it will not be provided to any person other than the original recipient, and is not for general circulation and may not be reproduced or used for any other purpose.

**Singapore.** To the extent that this document contains any statements of opinion and/or recommendations related to an investment product or class of investment product (as defined in the Financial Advisers Act 2001), this document is distributed in Singapore by ANZ solely for the information of "accredited investors", "expert investors" or (as the case may be) "institutional investors" (each term as defined in the Securities and Futures Act 2001 of Singapore). ANZ is licensed in Singapore under the Banking Act 1970 of Singapore and is exempted from holding a financial adviser's licence under Section 23(1)(a) of the Financial Advisers Act 2001 of Singapore. In respect of any matters arising from, or in connection with, the distribution of this document in Singapore, please speak to your usual ANZ contact in Singapore.

**United Arab Emirates (UAE).** This document is distributed in the UAE or the Dubai International Financial Centre (**DIFC**) (as applicable) by ANZ. This document does not, and is not intended to constitute: (a) an offer of securities anywhere in the UAE; (b) the carrying on or engagement in banking, financial and/or investment consultation business in the UAE under the rules and regulations made by the Central Bank of the UAE, the Emirates Securities and Commodities Authority or the UAE Ministry of Economy; (c) an offer of securities within the meaning of the Dubai International Financial Centre Markets Law (**DIFCML**) No. 12 of 2004; and (d) a financial promotion, as defined under the DIFCML No. 1 of 200. ANZ DIFC Branch is regulated by the Dubai Financial Services Authority (**DFSA**). The financial products or services described in this document are only available to persons who qualify as "Professional Clients" or "Market Counterparty" in accordance with the provisions of the DFSA rules.

**United Kingdom.** This document is distributed in the United Kingdom by Australia and New Zealand Banking Group Limited (**ANZ**) solely for the information of persons who would come within the Financial Conduct Authority (**FCA**) definition of "eligible counterparty" or "professional client". It is not intended for and must not be distributed to any person who would come within the FCA definition of "retail client". Nothing here excludes or restricts any duty or liability to a customer which ANZ may have under the UK Financial Services and Markets Act 2000 or under the regulatory system as defined in the Rules of the Prudential Regulation Authority (**PRA**) and the FCA. ANZ considers this document to constitute an Acceptable Minor Non-Monetary Benefits (**AMNMB**) under the relevant inducement rules of the FCA. ANZ is authorised in the United Kingdom by the PRA and is subject to regulation by the FCA and limited regulation by the PRA. Details about the extent of our regulation by the PRA are available from us on request.

**United States.** Except where this is a FX-related document, this document is distributed in the United States by ANZ Securities, Inc. (**ANZ SI**) which is a member of the Financial Regulatory Authority (**FINRA**) ([www.finra.org](http://www.finra.org)) and registered with the SEC. ANZSI's address is 277 Park Avenue, 31st Floor, New York, NY 10172, USA (Tel: +1 212 801 9160 Fax: +1 212 801 9163). ANZSI accepts responsibility for its content. Information on any securities referred to in this document may be obtained from ANZSI upon request. This document or material is intended for institutional use only – not retail. If you are an institutional customer wishing to effect transactions in any securities referred to in this document you must contact ANZSI, not its affiliates. ANZSI is authorised as a broker-dealer only for institutional customers, not for US Persons (as "US person" is defined in Regulation S under the US Securities Act of 1933, as amended) who are individuals. If you have registered to use our website or have otherwise received this document and are a US Person who is an individual: to avoid loss, you should cease to use our website by unsubscribing or should notify the sender and you should not act on the contents of this document in any way. Non-U.S. analysts may not be associated persons of ANZSI and therefore may not be subject to FINRA Rule 2242 restrictions on communications with the subject company, public appearances and trading securities held by the analysts. Where this is a FX-related document, it is distributed in the United States by ANZ's New York Branch, which is also located at 277 Park Avenue, 31st Floor, New York, NY 10172, USA (Tel: +1 212 801 916 0 Fax: +1 212 801 9163).

**Vietnam.** This document is distributed in Vietnam by ANZ or ANZ Bank (Vietnam) Limited, a subsidiary of ANZ.