

# au points are changing!

au WALLET points are changing to Ponta points.

Earn points at your usual stores and online. The points you earned can also be used at your usual stores and online.



## Earn points

In addition to everyday shopping, you can earn plenty of Ponta points by combining various services from au.



With your Ponta card at Ponta affiliates, Earn points\*1 per ¥100 or ¥200.\*2

\*1: The percentage of Ponta points added vary by affiliate.  
\*2: Applicable amounts may include or exclude tax, depending on the affiliate.

Extra points!

Pay with au Pay (Code payment) at Ponta affiliates to earn double Ponta points.



※Your au PAY balance needs to be charged with Ponta points. ※Not available for certain stores or services.

©Ponta

Ponta points can be used in convenience stores, supermarkets, restaurants, electronics retail stores and many more locations across Japan you often go to.



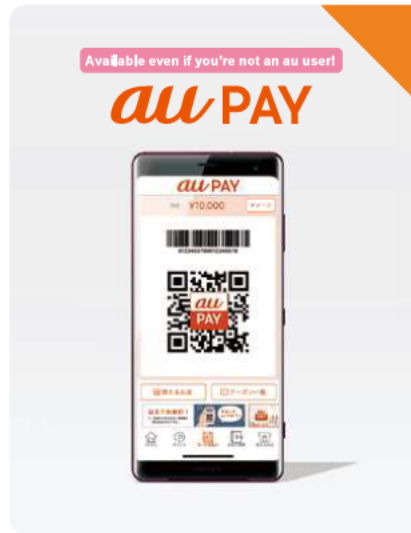
## Use points



●Points can also be used to pay for your new phone when changing models, as well as your monthly au bill.

## Earn points from everyday shopping!

■ Earn points by paying with your smartphone! Can be used now at more stores!



Available even if you're not an au user!  
**au PAY**

Earn points by paying with au PAY (Code payment)

per ¥200 (tax included) **1 point**

**A special promotion is now in effect!**



※Not available at some stores and for some services. ※Points will be added on a later date. ※The screens shown are samples for au customers. ※The sample images are current as of May 2020 and may be subject to change.

Now with more locations available!!

Stores where au PAY can be used (examples) In addition to the stores below, au PAY can also be used at some electronics retail stores, au PAY is available at locations displaying this logo.



※It may not be possible to use au PAY at some locations. These are examples of stores at which au PAY will become able to be used. Information is current as of May 2020.

Scan here to see additional stores ▶



■ Earn Ponta points by paying with au PAY Credit Card.



**au PAY Credit Card**

※Credit cards will gradually be switched to this design. Credit cards issued before the changes have the au WALLET Credit Card logo design.

Become a new member and use this credit card to...  
**Receive up to ¥20,000 worth of Ponta points!**

※Information is current as of May 2020 and may be subject to change or cancellation without notice.

Earn points by shopping and paying for utility bills

per ¥100 (tax included) **1 point**

〈Earn by shopping〉

Pay with this credit card for shopping and dining to earn points according to your total.

〈Earn by paying for utility bills〉

You can also earn points by using this credit card for paying fixed costs, including water, electricity, gas and internet bills.

Earn extra points with bonus points stores

per ¥200 Earn at least **1 Ponta point Extra** (tax included)

〈Earn points by shopping at bonus points stores〉

Shop at bonus points stores to earn 1.5 times more points or greater than usual.

※Points will be added on a later date. ※The timing when points are added varies by store and may take up to 2 months.  
※Excludes some stores and services.

■ Points can also be earned with a prepaid card!



**au PAY Prepaid Card**



※Prepaid cards will gradually be switched to this design. Prepaid cards issued before the changes have the au WALLET Prepaid Card logo design.

Earn points by paying with your prepaid card

per ¥200 (tax included) **1 point**

Can be used at any Mastercard® merchant.  
※Not available at some stores and for some services.

Earn extra points at bonus points stores

per ¥200 Earn at least **1 Ponta point Extra** (tax included)

〈Examples of bonus points stores〉

Convenience stores

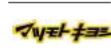


Dining

Karaoke



Drugstores



Entertainment



Gas stations



Others



and more...

Scan here for details



※Information here is current as of May 2020 and may be subject to change without notice.

## Charging and paying with points is easy.

### 1 First, charge with points. (1 point = ¥1)

Up to ¥20,000 per month (by ¥100)

Tap on the au PAY app!

Tap “チャージ (Charge)”

Select “ポイント (Points)” for “その他チャージ方法 (other methods of charging your balance)”

Enter the amount

You're all set!

There are additional ways to charge other than using points

Scan here to download the au PAY app

※The au WALLET app has changed into the au PAY app.

### 2 There are 3 ways to use your au PAY balance after charging it.

**Pay easily with just your smartphone**

You don't need to be an au user!

au PAY (Code payment)

**Pay with the prepaid card**

au PAY Prepaid Card

※Prepaid cards will gradually be switched to this design. Prepaid cards issued before the changes have the au WALLET Prepaid Card logo design.

**Scan your iPhone or Apple Watch on the cash register\*1**

Apple Pay

QuicPay+

Scan here for details on Apple Pay

\*1: Available for iPhone 7 or later and Apple Watch Series 2 and later. ※The screens shown are samples for au customers. ※The sample images are current as of May 2020 and may be subject to change.

## Can be used at stores you often go to!

### Stores where au PAY (Code payment) can be used

Can be used at locations with these logos!

Scan here for details

Stores where you can use au PAY (Code payment) & earn double Ponta points

<Examples of affiliates where you can earn double points>

and more...

※Information here is current as of May 2020 and may be subject to change without notice.

### Points can also be used by payment methods other than au PAY (Code payment)

Stores where au PAY Prepaid Card can be used

Can be used at about 43.3 million Mastercard® merchants around the world!\*

Earn extra points at bonus points stores!

※Prepaid cards will gradually be switched to this design. Prepaid cards issued before the changes have the au WALLET Prepaid Card logo design. ※The prepaid card cannot be used at some stores and for some services. \*: Reference: Nilson Report, September 2016 edition

Scan here for details

Stores where Apple Pay and QuicPay+ can be used

Scan here for details



Earn points from Ponta affiliates in addition to au services!

Earn and use Ponta points!

See here for affiliates and websites!




<Examples>



Earn double points by using a combination of au PAY (Code payment) and Ponta

You can use your digital Ponta card with the au PAY app.



With au PAY (Code payment)	.....	For every ¥200 (tax included)	1 Ponta point
With your Ponta card	.....	For every ¥100 or ¥200 spent	*1 *2 Earn double points!

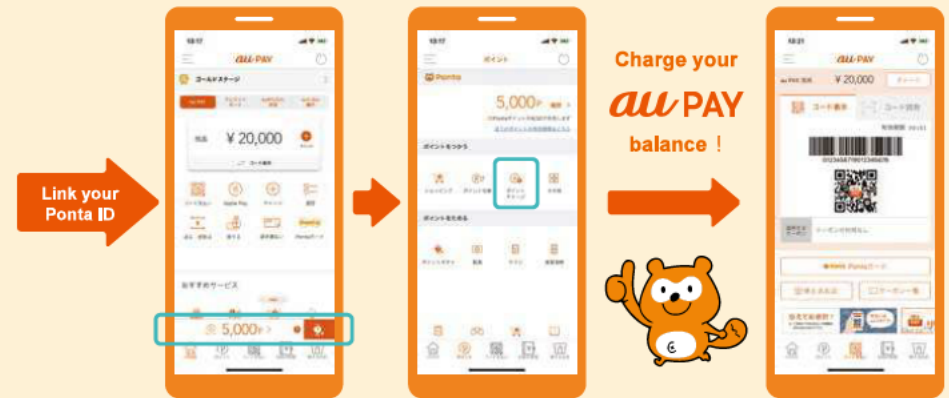
\*1: Applicable amounts may include or exclude tax, depending on the affiliate.  
\*2: The percentage of Ponta points added vary by affiliate.

[Stores where au PAY is available and you can earn double Ponta points]



You can also charge your au PAY with your earned Ponta points

Once you link your Ponta ID, you can also use your earned Ponta points with au PAY.



Official website for the cute Ponta character

Filled with lots of Ponta content, including limited-edition wallpapers, fun stories about Pontown and exclusive merchandise.



Official Ponta social media accounts

