



The Ultimate Driving Machine®

BMW CONNECTED DRIVE.  
GET STARTED GUIDE.  
BMW WIFI HOTSPOT COMPATIBILITY.





## Select function:

Phone calls and audio  
via Bluetooth® or Apple CarPlay

Screen Mirroring  
via Miracast

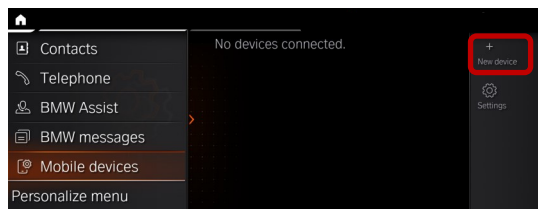
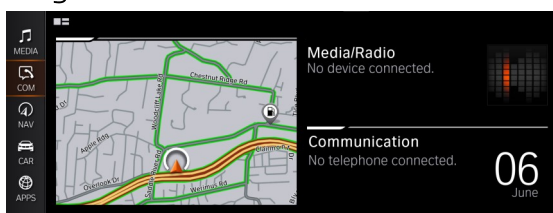
Internet, apps  
via Wi-Fi®

# The Ultimate Driving Machine®



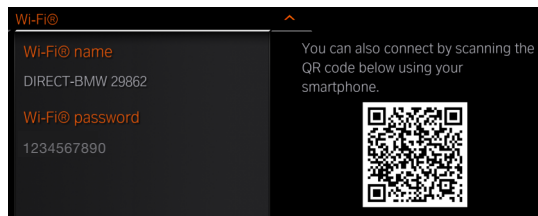
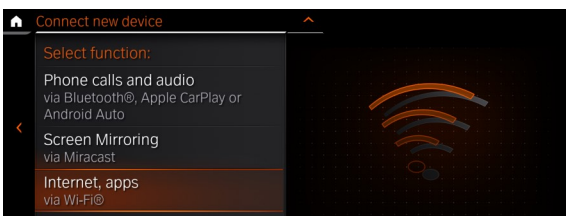
## GETTING CONNECTED. (Vehicles with iDrive 7)

With BMW WiFi Hotspot Compatibility, your BMW is able to provide a wireless Internet access point, a convenient feature for productivity and/or entertainment. This feature requires that an active data plan be purchased separately. Please refer to Page 4 for complete Carrier Registration information.



1. Select "COM" located on the iDrive menu.

2. Next, select "Mobile devices" followed by "New device".



3. Then, select "Internet, apps".

4. Your "WiFi name" and "WiFi password" will be displayed. The default hotspot name is "DIRECT-BMW#####".



You can connect your vehicle to your WiFi hotspot by using one of the following options:

1. Connect by scanning your QR code located on the vehicle's display using your mobile device.
2. Connect by locating the vehicle's "WiFi name" listed in the WiFi network section of your mobile device. Enter the "WiFi password" on your mobile device to join.

Apple CarPlay™ is a trademark of Apple Inc. For further information, visit <https://www.apple.com/ios/carplay/>.



Select function:

Phone calls and audio  
via Bluetooth® or Apple CarPlay

Screen Mirroring  
via Miracast

Internet, apps  
via Wi-Fi®

The Ultimate Driving Machine®



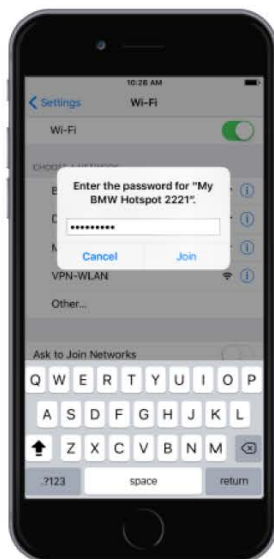
# GETTING CONNECTED. (Vehicles with iDrive 5 & 6 )



1. Select the "Communication" tab located on the iDrive menu. Next, select "Manage mobile devices", followed by "Connect new device". Then select "Internet hotspot".



2. Your hotspot name and key will be displayed. The default hotspot name is "My BMW Hotspot ####". The vehicle's Internet hotspot network is discoverable for 120 seconds.



3. Select the "WiFi" menu located in "Settings" of your mobile device. Then, select your vehicle's hotspot name from the list of available networks. Enter the hotspot key and tap "Join."

Apple CarPlay™ is a trademark of Apple Inc. For further information, visit <https://www.apple.com/ios/carplay/>.



Select function:

Phone calls and audio  
via Bluetooth® or Apple CarPlay

Screen Mirroring  
via Miracast

Internet, apps  
via Wi-Fi®

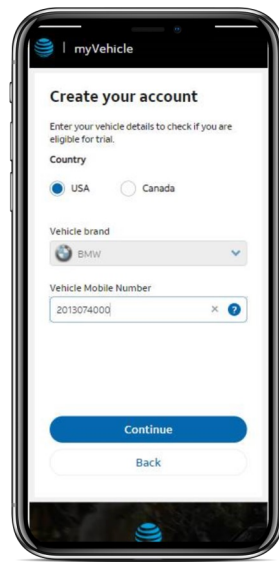
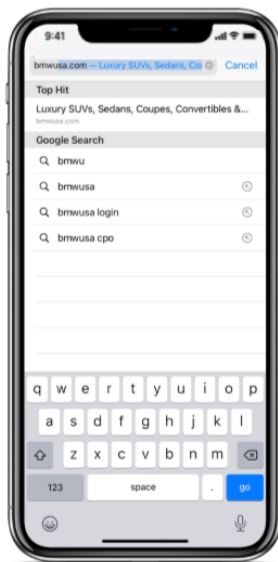
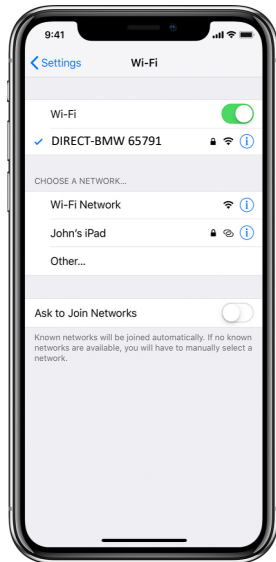
The Ultimate Driving Machine®



## GETTING REGISTERED. (ALL VEHICLES)

### ACTIVATING YOUR BMW WIFI HOTSPOT.<sup>1</sup>

After successfully connecting to your BMW's WiFi network, open your mobile Internet browser, type [www.bmwusa.com](http://www.bmwusa.com), and tap "Go". The browser will then automatically be redirected to the AT&T Registration Page.



*\*Android™ devices: For a better user experience, please use Google Chrome™ as your web-browser.  
\*\*Please refer to the FAQ page in this Guide for details on accessing your BMW's Vehicle Mobile Number.*

<sup>1</sup> Cellular data connectivity and data plans are provided by AT&T Mobility LLC. You do not have to be an existing AT&T Mobility customer to purchase a data plan. Standalone mobile data plans are available for purchase. Existing AT&T Mobility customers with a Mobile Share plan also have the option of adding their vehicle to their plan. Visit [myvehicle.att.com](http://myvehicle.att.com) for more information or call 866-595-1222. LTE coverage is not available everywhere. © 2020 Google LLC. All rights reserved. Chrome™ browser is a trademark of Google LLC. Android™ is a trademark of Google LLC.

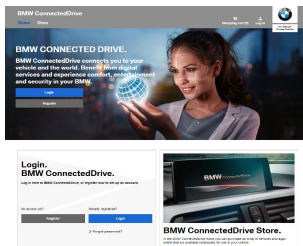
# FREQUENTLY ASKED QUESTIONS.

## 1. What are the requirements when using the WiFi hotspot in my vehicle?<sup>1</sup>

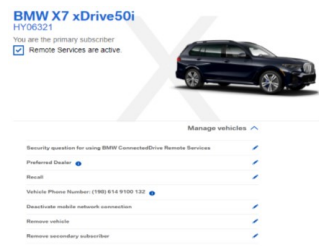
To use the WiFi hotspot, your vehicle must have an active BMW ConnectedDrive subscription and you must register for a **Data plan** (see question #3 below). If you are unsure if you have an active ConnectedDrive subscription, please visit the **BMW ConnectedDrive Portal** ([www.bmwusa.com/MyBMWConnectedDrive](http://www.bmwusa.com/MyBMWConnectedDrive)), or call 1-888-333-6118 or visit your local BMW center. Once activated, the WiFi hotspot can be used by following the steps located in the **"Getting Connected"** section (see page #1).

## 2. Where can I find the "Vehicle Phone Number"?

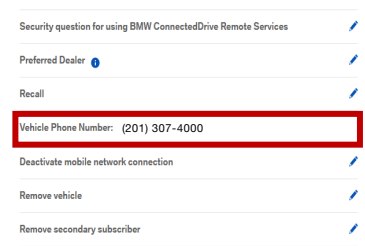
For vehicles equipped with WiFi hotspot, the vehicle mobile number can be found on the Home page of the BMW ConnectedDrive Portal [www.bmwusa.com/MyBMWConnectedDrive](http://www.bmwusa.com/MyBMWConnectedDrive).



Log into the BMW ConnectedDrive Portal



From the Home screen, find your vehicle and click the "Manage vehicles" drop down



Locate the "vehicle phone number" field

## 3. Do I need a mobile data plan subscription in order to use the WiFi hotspot?

Each vehicle receives a trial subscription of 3GB of data or three months of access, whichever occurs first. After the trial subscription has ended, there are several data plans available for purchase. The customer will receive a renewal email. To use the trial data plan, you will need to register on your mobile device.

## 4. Can I use the WiFi Hotspot when I am away from the vehicle?

To use the WiFi hotspot you must either be inside the vehicle or within 5 feet from the vehicle.

## 5. How many devices can be connected at the same time?

Up to 8 devices can be connected to the WiFi hotspot simultaneously.

## 6. There are multiple hotspot names shown on the ConnectedDrive Connections menu. Which is the one to connect to?

The default name of the hotspot is **"DIRECT-BMW"** ending with the last 5 digits of the personalized VIN number of your vehicle.

## 7. Why is the WiFi network not listed on my mobile device as an available network to join? (Vehicles with iDrive 5 & 6).

It is important to make sure that the hotspot option is not hidden. To verify, go to **"Manage mobile devices"** and select **"Option"**. Located on the bottom of the selection list, verify that **"Hide hotspot"** is **NOT** selected.

<sup>1</sup>Cellular data connectivity and data plans are provided by AT&T Mobility LLC. You do not have to be an existing AT&T Mobility customer to purchase a data plan. Standalone mobile data plans are available for purchase. Existing AT&T Mobility customers with a Mobile Share plan also have the option of adding their vehicle to their plan. Visit [myvehicle.att.com](http://myvehicle.att.com) for more information or call 866-595-1222. LTE coverage is not available everywhere.