

ENVIRONMENTAL PRODUCT DECLARATION

as per ISO 14025 and EN 15804+A1

Owner of the Declaration	Griesser AG
Programme holder	Institut Bauen und Umwelt e.V. (IBU)
Publisher	Institut Bauen und Umwelt e.V. (IBU)
Declaration number	EPD-GRI-20210136-ICA2-EN
Issue date	02.07.2021
Valid to	01.07.2026


Aluminium sliding shutters

GRIESSER AG

www.ibu-epd.com | <https://epd-online.com>



1. General Information

<p>GRIESSER AG</p> <p>Programme holder IBU – Institut Bauen und Umwelt e.V. Panoramastr. 1 10178 Berlin Germany</p> <hr/> <p>Declaration number EPD-GRI-20210136-ICA2-EN</p> <hr/> <p>This declaration is based on the product category rules: Sun protection systems, 30.11.2017 (PCR checked and approved by the SVR)</p> <hr/> <p>Issue date 02.07.2021</p> <hr/> <p>Valid to 01.07.2026</p> <hr/> <p></p> <hr/> <p>Dipl. Ing. Hans Peters (chairman of Institut Bauen und Umwelt e.V.)</p> <hr/> <p></p> <hr/> <p>Dr. Alexander Röder (Managing Director Institut Bauen und Umwelt e.V.)</p>	<p>Aluminium sliding shutters</p> <hr/> <p>Owner of the declaration GRIESSER AG Tänikonstrasse 3 CH-8355 Aadorf Schweiz</p> <hr/> <p>Declared product / declared unit 1 m² aluminium sliding shutters</p> <hr/> <p>Scope: GRIESSER aluminium sliding shutters are produced at the facility in Nenzing/AT. The EPD covers 100 % of the production volume.</p> <p>The owner of the declaration shall be liable for the underlying information and evidence; the IBU shall not be liable with respect to manufacturer information, life cycle assessment data and evidences.</p> <p>The EPD was created according to the specifications of <i>EN 15804+A1</i>. In the following, the standard will be simplified as <i>EN 15804</i>.</p> <hr/> <p>Verification</p> <p>The standard <i>EN 15804</i> serves as the core PCR</p> <p>Independent verification of the declaration and data according to <i>ISO 14025:2010</i></p> <p><input type="checkbox"/> internally <input checked="" type="checkbox"/> externally</p> <hr/> <p></p> <hr/> <p>Angela Schindler (Independent verifier)</p>
--	---

2. Product

2.1 Product description/Product definition

The products described in this EPD are aluminium sliding shutters.

The Griesser sliding shutter permits the optimisation of daylight and shade with freely sliding panels. Free visibility across the entire width of the window when open is possible as there are no vertical guide profiles. Resistance to environmental influences is achieved through a stable design and high-quality materials. The sliding shutters consist of panels filled with enamelled aluminium sheet or slats and enamelled narrow frames. They also include mounting sets, enamelled aluminium guide rails with track carriages, suspension brackets and safety stoppers as well as carrier or cover sections.

EU regulation no. /305/2011/ (CPR) applies for putting the product on the market in the EU/EFTA (with the exception of Switzerland). The product requires a declaration of performance in compliance with */EN 13659/ Shutters and external venetian blinds - Performance requirements including safety* and CE labelling.

The respective national regulations apply to use.

2.2 Application

Sliding shutters are destined for use as solar shades in all types of building: residential buildings, offices, shops, schools, industrial and agricultural buildings and other public buildings, etc.

2.3 Technical Data

Constructional data

Name	Value	Unit
Wind resistance class /EN 13659/	8 (*1)	-
Sun shade solar reflection coefficient (facing the sun); /EN 13659/	0,06-0,75	-
Solar transmission coefficient glazing /EN 13659/	0,03-0,25	-
Solar radiation absorption coefficient /EN 13659/	0,22-0,88	-
Additional thermal resistance /EN 13659/	0-0,08	m ² K/W
Overall thermal transmittance in accordance with /EN 13659/	0,04-0,23	-

(*1) May turn out deeper depending on the installation situation and size. More detailed information is available in the leaflet on wind – blinds Switzerland on the Griesser website.

Performance values of the product according to the declaration of performance in relation to its main features in accordance with */EN 13659/, Shutters and external venetian blinds - Performance requirements including safety.*

2.4 Delivery status

GRIESSER sliding shutters are sized according to customer wishes. Surface areas 400-2000mm wide and 800-3000 mm high are possible depending on type.

2.5 Base materials/Ancillary materials

GRIESSER sliding shutters are made of the following materials:

- Aluminium: approx. 95 %
- Zinc diecasting: approx. 1.3 %
- Polyamide: 0.8 %
- Chromium steel: 0.7 %
- Low-alloy steel: approx. 0.6 %

The percentages relate to the most frequently sold product with an opening of 2.31 m². The percentages stated may vary depending on the product type and dimensions.

1) Does the product or at least one part product contain materials from the *ECHA candidate list of materials* which are especially problematic for approval: Substances of Very High Concern – SVHC (date 15/02/2021) above a mass % of 0.1:

- no.

2) Does the product or at least one part of the product contains further CMR Category 1A or 1B substances which are not on the candidate list in doses above 0.1 mass- in at least one part product:

- no.

3) Were biocidal products added to this building product or was it treated with biocidal products (is this therefore a processed product in terms of */EU Biocide Product Directive 528/2012/*):

- no.

2.6 Manufacture

(Raw) aluminium sections for the frame and slats are cut to the nearest millimetre according to customer specifications. The frame is then punched so that slats or other fillings can then be placed in the frame.

Alternatively, an inlet with diamond-shaped, slats or expanded metal can also be riveted into the frame. Visible fittings are pre-fitted before the whole elements are put through the powder-coating process. Finally, the panels are fitted with invisible fittings, packaged and shipped.

The quality management system in force at GRIESSER AG facilities is certified to */ISO 9001/*.

2.7 Environment and health during manufacturing

The health of staff is protected by suitable measures defined by the authorities. These include protective

glasses, hearing protection, helmet, gloves, safety shoes etc.

Waste which may be produced in any process in the company is correctly and sustainably collected, sorted and disposed of.

2.8 Product processing/Installation

GRIESSER Schiebeläden werden manuell installiert; dafür werden in der Regel elektrische Bohrmaschinen und Schrauber eingesetzt.

2.9 Packaging

The packaging normally consists of:

- Polyethylene wrap
- Polypropylene spacers
- Cardboard
- Wood

Further packaging materials may possibly be used, but the quantity involved is negligible.

Plastic packaging and also battens and disposable pallets can be recycled if collected separately; alternatively, they can be recycled thermally. Cardboard is recycled.

2.10 Condition of use

The material composition of GRIESSER sliding shutters does not change during the use period.

2.11 Environment and health during use

GRIESSER sliding shutters contain no harmful substances which could be released during use.

Environmental protection: Based on current knowledge, no hazards for water, air and soil can arise with appropriate use of the products described.

Health protection: According to the current state of knowledge, no damage of or impairment to health is to be expected.

2.12 Reference service life

It is not possible to calculate the reference length of use in accordance with */ISO 15686/*. The reference length of use based on a manufacturer's declaration is 30 years. The corresponding use scenario is declared in 4.

2.13 Extraordinary effects

Fire

Fire protection in accordance with EN 13501-1

Name	Value
Building material class	A2

Water

In case of unexpected water ingress (flooding), GRIESSER sliding shutters must be cleaned but remain operational; no impairments to human health or the environment are to be expected.

Mechanical destruction

GRIESSER sliding shutters must be replaced in case of unexpected mechanical destruction; no impairments to human health or the environment are to be expected.

2.14 Re-use phase

GRIESSER sliding shutters can be easily dismantled manually. The metal parts are normally recycled and the plastic parts are recycled thermally for energy recovery.

2.15 Disposal

GRIESSER aluminium blinds are mainly inert and can be disposed of in corresponding building rubble landfill.

However, recycling or energy recovery is preferable and usual due to the high value of the materials.

Waste code in accordance with the European Waste Catalogue (*ordinance concerning the European Waste Catalogue*):

17 04 14 Mixed metals
17 02 03 Plastics

2.16 Further information

Further documents on the products, technical data sheets, BIM files etc. are available here:

www.griesser.ch

3. LCA: Calculation rules

3.1 Declared Unit

The most frequently sold product with an average surface area of 2.31 m² is declared.

The declared unit is 1 m² in size.

Declared unit

Name	Value	Unit
Declared unit	1	m ²
Grammage	10.3	kg/m ²
conversion factor [Mass/Declared Unit]	10.3	-

3.2 System boundary

EPD type: cradle to grave.

The production of GRIESSER sliding shutters (**Modules A1-A3**) includes raw material extraction, energy production, waste treatment and all transports to the factory gate. In compliance with EU COUNCIL REGULATION No 333/2011, secondary metals are modelled as part of the product systems from the point in time at which they are available as sorted scrap. No waste or secondary fuels are used for production.

An average transport of 750 km to the building site is balanced for GRIESSER sliding shutters in **Module A4**.

Module A5 includes disposal of the plastic packaging and the wood in a waste incineration plant. Heat and electricity produced in the waste incineration plant are offset as exported energy in Module D. Cardboard is sorted, although the recycling of cardboard is not included in Module D due to the complex recycling flows.

Electricity consumption for installation (drills, electric screwdrivers) is ignored.

Modules B1, B3 to B5, B6 and B7 are not relevant for the product under examination or no significant environmental effects occur.

Modul B2 includes annual cleaning with water.

Module C1 includes manual dismantling although no appreciable environmental effects occur.

Module C2 includes transport of the dismantled GRIESSER sliding shutters to a sorting plant and after

that to a waste incineration plant for the thermally recycled plastic content and wood.

The taking apart or shredding of the dismantled sun sliding shutters is balanced in **Module C3**. Sorted metal reaches the end of the waste properties according to *IEU COUNCIL REGULATION No 333/2011* and leaves the product system as a secondary material. The plastic parts and the wood are sent to energy recovery from waste.

No processes or environmental effects accrue in **Module C4**.

Module D contains the benefits and loads beyond the system boundary associated with recycling materials which result from the treatment of recycled materials from the point at the end of waste to the point of substitution (as costs) and the substitution of primary resource (as a benefit).

It also contains the benefits and loads which are associated with energy recovery from plastic waste in a waste incineration plant as modelled in Module C.

The net flows of metals which leave the product system are included in Module D.

3.3 Estimates and assumptions

No further assumptions and estimates which would be relevant for the result need to be made for the points listed here in Chapter 3 and in Chapter 4.

3.4 Cut-off criteria

No data which is available from the company survey was ignored. This also includes material usage, energy requirements (heat, electricity), packaging materials of raw materials (insofar as they accrue as waste) and product packaging, consumables in production, water requirements and waste processing and the transport of all inputs and outputs.

Mass and energy flows are also balanced below 1 % with this approach. No processes were ignored which those responsible for the project were aware of and which would have significantly contributed to the impact assessment.

3.5 Background data

ecoinvent 3.6 (2019) is used as the background database.

3.6 Data quality

The foreground data is based on extensive and detailed data collection at the production site in/ AT. The foreground data was completely linked to corresponding data from theecoinvent 3.6 background database. The background data was updated in 2019. The quality of the foreground and the background data can therefore be regarded as extremely good.

3.7 Period under review

The LCA data represents the production conditions for 2019.

3.8 Allocation

No joint products accrue during the production of GRIESSER sliding shutters. Sorted production scrap of the various metals, especially aluminium, is regarded as secondary material with no economic value (no loads are allocated either) and included in the quantification of net flows which leave the production system. This approach was selected in order to

guarantee coherent quantification of the net flows entering Module D.

No processes which would have made an allocation of multi-input processes necessary were modelled as part of the foreground model. The background data for the domestic waste incineration plant was absorbed from ecoinvent without modification.

The allocation of reuse, recycling and recovery was avoided by the cut-off approach in the foreground model in accordance with /EN 15804/.

3.9 Comparability

Basically, a comparison or an evaluation of EPD data is only possible if all the data sets to be compared were created according to EN 15804 and the building context, respectively the product-specific characteristics of performance, are taken into account.

The used background database has to be mentioned

4. LCA: Scenarios and additional technical information

A4 Transport to the building site

A truck transport of 750 km is assumed. The vehicles involved are emissions class EURO 5 (15 %) and EURO 6 (85%) trucks with a payload > 32 tons. The standard values for utilisation of the records were not changed. The standard values for utilisation of the records were not changed.

A5 Installation in the building

GRIESSER sliding shutters are supplied ready for installation and fitted manually; power consumption for drills and electric screwdrivers are ignored as being irrelevant.

Plastic packaging (polyethylene (PE wrap, PP spacers) and the wood used for packaging are recycled thermally; the cardboard is recycled.

B2 Maintenance

The maintenance scenario (B2) includes annual cleaning with water.

used outdoors) e.g. The influence of weather, pollutants, UV and exposure to wind, building alignment, shading and temperature	are intended for installation outside the building: They are therefore designed to withstand outdoor conditions for their entire service life.	
Indoor conditions (if used indoors), e.g. Temperature, humidity, exposure to chemicals	The declared products are not intended for installation inside buildings.	
Use conditions, e.g. frequency of use, mechanical stress	Standard use in every type of building, i.e. opening and closing as often as is necessary	
Servicing, maintenance, cleaning, e.g. the required frequency, type and quality and also the replacement of components	The declared products are designed for a reference lifecycle of 30 years. They are maintained once a year by cleaning with water at the discretion of the building user.	

Reference period of use

Name	Value	Unit
Reference service life	30	a
Declared product characteristics (at the factory gate) and information on filling in, etc.	The product passed internal quality controls and complies with EN 13659 for CE labelling.	
Parameters for planned use (if specified by the manufacturer), including instructions for appropriate use and use regulations	Installation according to the fitting instructions and the current state of technology	
The assumed production quality if carried out in accordance with the manufacturer's instructions	Performance in accordance with the manufacturer's instructions.	
Outdoor conditions (if	The declared products	

C1 Dismantling

Manual dismantling is assumed. Power consumption in connection with electric screwdrivers, etc. is regarded as being negligible. No environmental impacts are therefore declared in Module C1.

C2 Transport to the building site

As a recycling scenario it is assumed that the demolished product is transported across 50 km with trucks > 32 tons of emissions classes /EURO 5/ (15 %) and /EURO 6/ (85 %) to a treatment centre. After crushing and sorting, the metal fractions reach the end of the waste property. The separated plastic parts are then transported to a waste incineration plant for thermal treatment.

C3 Waste treatment for recycling and energy recuperation

Consumption of 0.03 kWh/kg for pulverisation and sorting and 0.437 MJ/kg diesel fuel for internal logistics are included for manual operation. It is assumed that

100% of the metal scrap recovered is recycled. They leave the product system and “secondary material”. The net quantities of metals which leave the product system are included in Module D.

It is still assumed that 100% of the plastic parts are treated in a waste incineration plant with an effectiveness of $R1 < 0.6$ (in accordance with theecoinvent data used); 25.57% of the lower heating value of plastic parts is recovered as heat and 13.0% as electricity. The energy recovered is designated as “exported energy” and included in Module D.

C4 Disposal

Since a 100% recycling scenario is declared (within which some plastic waste and the wood are burnt in a waste incineration plant) no processes are declared in Module C4; the declared values are therefore 0.

D Potential benefits and loads beyond the product system

Module D contains the benefits and loads beyond the system boundary associated with recycling materials which result from the treatment of recycled materials from the point at the end of waste to the point of substitution (as costs) and the substitution of primary resource (as a benefit).

It also contains the benefits and loads which are associated with energy recovery from plastic waste and the wood in a waste incineration plant as modelled in Modules A5 and C3.

The net flows of metals which leave the product system are included in Module D.

5. LCA: Results

DESCRIPTION OF THE SYSTEM BOUNDARY (X = INCLUDED IN LCA; MND = MODULE NOT DECLARED; MNR = MODULE NOT RELEVANT)

PRODUCT STAGE			CONSTRUCTION PROCESS STAGE		USE STAGE								END OF LIFE STAGE				BENEFITS AND LOADS BEYOND THE SYSTEM BOUNDARIES
Raw material supply	Transport	Manufacturing	Transport from the gate to the site	Assembly	Use	Maintenance	Repair	Replacement	Refurbishment	Operational energy use	Operational water use	De-construction demolition	Transport	Waste processing	Disposal	Reuse-Recovery-Recycling-potential	
A1	A2	A3	A4	A5	B1	B2	B3	B4	B5	B6	B7	C1	C2	C3	C4	D	
X	X	X	X	X	MND	X	MNR	MNR	MNR	X	MND	X	X	X	X	X	

RESULTS OF THE LCA - ENVIRONMENTAL IMPACT according to EN 15804+A1: 1 m² GRIESSER aluminium sliding shutters

Parameter	Unit	A1-A3	A4	A5	B2	B6	C1	C2	C3	C4	D
GWP	[kg CO ₂ -Eq.]	1.57E+2	9.45E-1	6.38E+0	1.01E-2	0.00E+0	0.00E+0	4.51E-2	4.34E-1	0.00E+0	-5.58E+1
ODP	[kg CFC11-Eq.]	7.60E-6	1.85E-7	1.02E-8	1.06E-9	0.00E+0	0.00E+0	8.84E-9	1.74E-8	0.00E+0	-4.51E-6
AP	[kg SO ₂ -Eq.]	9.24E-1	2.58E-3	9.03E-4	4.99E-5	0.00E+0	0.00E+0	1.23E-4	7.28E-4	0.00E+0	-3.52E-1
EP	[kg (PO ₄) ³ -Eq.]	7.88E-2	3.62E-4	2.23E-4	6.24E-6	0.00E+0	0.00E+0	1.73E-5	2.06E-4	0.00E+0	-2.61E-2
POCP	[kg ethene-Eq.]	5.78E-2	1.19E-4	3.75E-5	3.28E-6	0.00E+0	0.00E+0	5.70E-6	2.44E-5	0.00E+0	-2.87E-2
ADPE	[kg Sb-Eq.]	1.86E-2	2.90E-5	1.99E-6	4.98E-7	0.00E+0	0.00E+0	1.38E-6	1.35E-6	0.00E+0	3.31E-2
ADPF	[MJ]	1.66E+3	1.49E+1	8.47E-1	1.50E-1	0.00E+0	0.00E+0	7.09E-1	4.35E+0	0.00E+0	-7.01E+2

Caption: GWP = Global warming potential; ODP = Depletion potential of the stratospheric ozone layer; AP = Acidification potential of land and water; EP = Eutrophication potential; POCP = Formation potential of tropospheric ozone photochemical oxidants; ADPE = Abiotic depletion potential for non-fossil resources; ADPF = Abiotic depletion potential for fossil resources

RESULTS OF THE LCA - INDICATORS TO DESCRIBE RESOURCE USE according to EN 15804+A1: 1 m² GRIESSER aluminium sliding shutters

Parameter	Unit	A1-A3	A4	A5	B2	B6	C1	C2	C3	C4	D
PERE	[MJ]	2.92E+2	1.90E-1	6.60E+1	2.35E-2	0.00E+0	0.00E+0	9.07E-3	3.22E-1	0.00E+0	-2.50E+2
PERM	[MJ]	6.60E+1	0.00E+0	-6.60E+1	0.00E+0	0.00E+0	0.00E+0	0.00E+0	0.00E+0	0.00E+0	0.00E+0
PERT	[MJ]	3.58E+2	1.90E-1	2.24E-2	2.35E-2	0.00E+0	0.00E+0	9.07E-3	3.22E-1	0.00E+0	-2.50E+2
PENRE	[MJ]	1.75E+3	1.54E+1	1.70E+1	1.77E-1	0.00E+0	0.00E+0	7.34E-1	5.89E+0	0.00E+0	-7.30E+2
PENRM	[MJ]	1.88E+1	0.00E+0	-1.62E+1	0.00E+0	0.00E+0	0.00E+0	0.00E+0	-2.64E+0	0.00E+0	0.00E+0
PENRT	[MJ]	1.77E+3	1.54E+1	8.73E-1	1.77E-1	0.00E+0	0.00E+0	7.34E-1	3.25E+0	0.00E+0	-7.30E+2
SM	[kg]	3.77E+0	0.00E+0	0.00E+0	0.00E+0	0.00E+0	0.00E+0	0.00E+0	0.00E+0	0.00E+0	6.42E+0
RSF	[MJ]	0.00E+0	0.00E+0	0.00E+0	0.00E+0	0.00E+0	0.00E+0	0.00E+0	0.00E+0	0.00E+0	0.00E+0
NRSF	[MJ]	0.00E+0	0.00E+0	0.00E+0	0.00E+0	0.00E+0	0.00E+0	0.00E+0	0.00E+0	0.00E+0	0.00E+0
FW	[m ³]	1.31E+0	1.60E-3	1.81E-3	1.81E-4	0.00E+0	0.00E+0	7.63E-5	8.30E-4	0.00E+0	-1.47E+0

Caption: PERE = Use of renewable primary energy excluding renewable primary energy resources used as raw materials; PERM = Use of renewable primary energy resources used as raw materials; PERT = Total use of renewable primary energy resources; PENRE = Use of non-renewable primary energy excluding non-renewable primary energy resources used as raw materials; PENRM = Use of non-renewable primary energy resources used as raw materials; PENRT = Total use of non-renewable primary energy resources; SM = Use of secondary material; RSF = Use of renewable secondary fuels; NRSF = Use of non-renewable secondary fuels; FW = Use of net fresh water

RESULTS OF THE LCA - WASTE CATEGORIES AND OUTPUT FLOWS according to EN 15804+A1: 1 m² GRIESSER aluminium sliding shutters

Parameter	Unit	A1-A3	A4	A5	B2	B6	C1	C2	C3	C4	D
HWD	[kg]	6.36E-2	3.73E-5	2.37E-6	3.02E-7	0.00E+0	0.00E+0	1.78E-6	2.46E-6	0.00E+0	4.97E-2
NHWD	[kg]	4.52E+1	1.34E+0	6.96E-2	2.37E-3	0.00E+0	0.00E+0	6.40E-2	1.50E-2	0.00E+0	0.00E+0
RWD	[kg]	7.23E-3	2.25E-4	9.88E-6	1.88E-6	0.00E+0	0.00E+0	1.07E-5	2.79E-5	0.00E+0	0.00E+0
CRU	[kg]	0.00E+0	0.00E+0	0.00E+0	0.00E+0	0.00E+0	0.00E+0	0.00E+0	0.00E+0	0.00E+0	0.00E+0
MFR	[kg]	4.19E-1	0.00E+0	4.65E-1	0.00E+0	0.00E+0	0.00E+0	0.00E+0	1.02E+1	0.00E+0	0.00E+0
MER	[kg]	0.00E+0	0.00E+0	0.00E+0	0.00E+0	0.00E+0	0.00E+0	0.00E+0	0.00E+0	0.00E+0	0.00E+0
EEE	[MJ]	7.27E-1	0.00E+0	1.07E+1	0.00E+0	0.00E+0	0.00E+0	0.00E+0	3.43E-1	0.00E+0	0.00E+0
EET	[MJ]	1.43E+0	0.00E+0	2.10E+1	0.00E+0	0.00E+0	0.00E+0	0.00E+0	6.74E-1	0.00E+0	0.00E+0

Caption: HWD = Hazardous waste disposed; NHWD = Non-hazardous waste disposed; RWD = Radioactive waste disposed; CRU = Components for re-use; MFR = Materials for recycling; MER = Materials for energy recovery; EEE = Exported electrical energy; EET = Exported thermal energy

6. LCA: Interpretation

Effects in line with the product life (Module A1-D)

Fig 1 shows the relative contributions of the various modules along the lifecycle of the declared products.

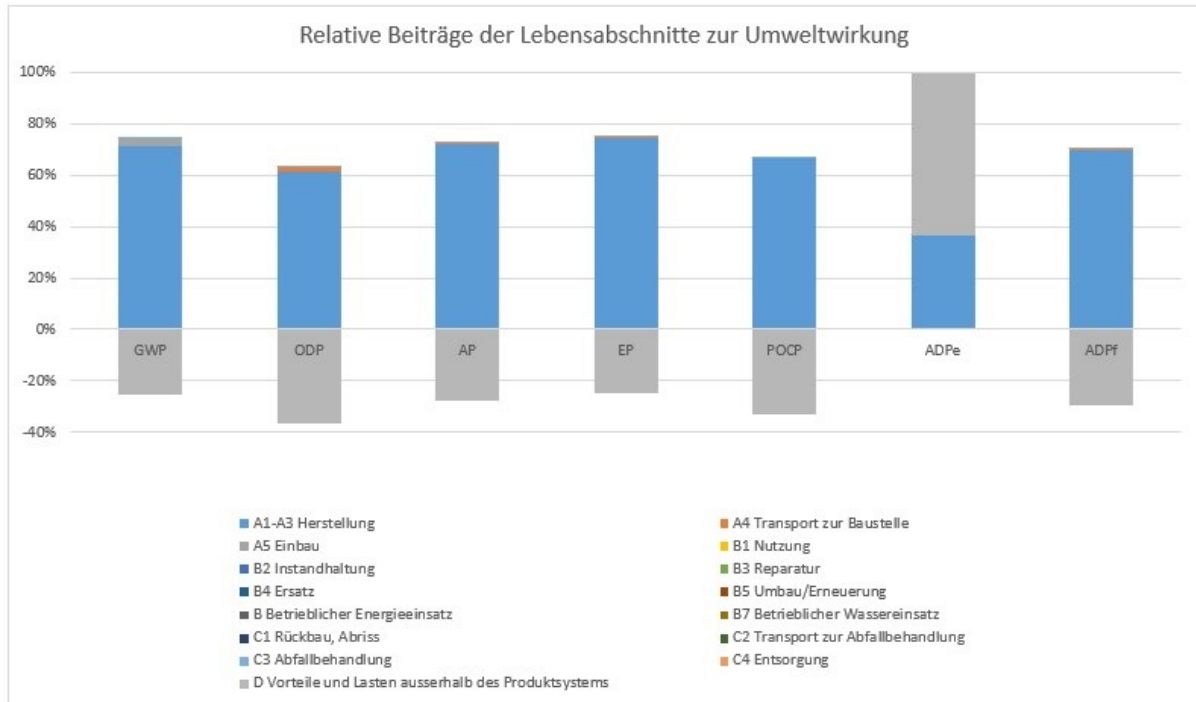


Fig. 1: Environmental impact of aluminium sliding shutters along the lifecycle (impact of production modules A1–A3 = 100 %)

By far the largest part of the environmental effects is caused during manufacture (Modules A1-A3). The effects of the other modules are negligible.

Benefits and loads beyond the system boundary (Module D) make up 25% to 30% of the effects across the product lifecycle (Modules A1-A3). The positive net effects of the ADPe relate to the use of zinc in the aluminium casting alloy (an artefact in the supply chain of zinc which was corrected in ecoinvent 3.7.1).

The use of renewable and non-renewable primary energy is caused almost exclusively in the production phase.

The material use of primary energy is negligible and relates to plastic parts of the product and packaging material. The material use of primary energy is transferred to energy use if the primary energy-containing materials are burnt with energy recovery.

The same applies to all waste indicators, whereby the production stage contributes the most to these waste flows by far.

Impacts during manufacture (Modules A1-A3)

Fig. 2 shows all processes in connection with the manufacture of the declared product (Modules A1-A3) which contribute more than 2% to at least one of the impact categories declared in the EPD.

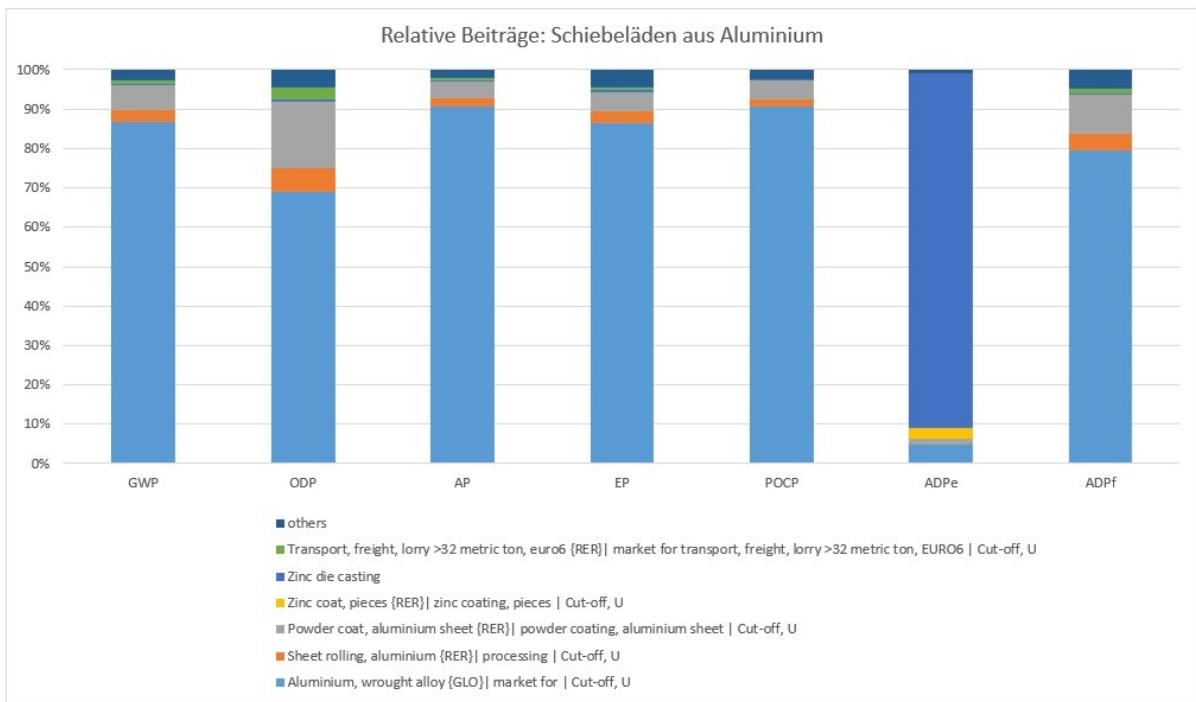


Fig. 2: Relative contributions of inputs to the production process (Modules A1-A3)

The environmental profile is dominated by the aluminium. Just the ADPe is also caused by the zinc for galvanisation. Other processes such as the production of the motor, the production of low-alloy steel parts or PE packaging wrap and also the production of heat from light heating oil appear in individual impact categories with contributions of around 10%.

Variance of results

The product with the highest sales volume and corresponding dimensions of this product group is declared in the EPD.

Due to the different dimensions of the declared products, variance is much higher than the variance between different (average) product types of the same product group. This is attributable to the fact that a number of elements are part of the product regardless of their size; the effects of these components are therefore not scaled in relation to the size of the solar shade but divided by the m² covered by a product. This leads to extremely small solar shade systems having relatively higher environmental impacts compared to standard sizes (and extremely large dimensions).

7. Requisite evidence

No evidence is required.

8. References

/EN 15804/

/EN 15804:2012- 04+A1 2013/, Sustainability of construction works - Environmental product declarations - Core rules for the product category of construction products.

/ISO 14025/

/DIN EN ISO 14025:2011-10/, Environmental labels and declarations – Type III Environmental declarations – Principles and procedures.

/ISO 15686/

DIN EN ISO 15686, Sustainability of construction works - Environmental product declarations - Core rules for the product category of construction products; various parts.

/EN 13659/

DIN EN 13659:2015- 07, Shutters and external venetian blinds - Performance requirements including safety.

/DIN EN 14501/

DIN EN 14501:2006- 02, Blinds and shutters - Thermal and visual comfort - Performance characteristics and classification.

/ISO 9001/

DIN EN ISO 9001:2015- 09, Quality management systems - Requirements.

/IBU 2019/

Institut Bauen und Umwelt e.V.: General EPD programme instructions from Institut Bauen und

Umwelt e.V. (IBU). Version 1.1, Berlin, 2019. www.ibu-epd.com.

/PCR Part A/

Institut Bauen und Umwelt e.V. (Ed.): PCR Part A: Calculation rules for the LCA and requirements of the project report. Version 1.8, Berlin, 2019. www.ibu-epd.com.

PCR: Solar shade systems

Institut Bauen und Umwelt e.V. (Ed.): PCR Part B: Requirements of the EPD for solar shade systems. Version 2017/ 11, Berlin, 2017. www.ibu-epd.com.

ECHA List

The Candidate List of substances of very high concern, available via <https://echa.europa.eu/nl/-/four-news-substances-added-to-the-candidate-list>.

/Ordinance on Biocidal Products/

/EU Ordinance No. 528/2012/ of the European Parliament and Council/ of 22nd May 2012 on the Provision on the Market and Use of Biocidal Products.

/EU Regulation no. 305/2011/(CPR)

/EU Regulation no 305/2011/ of the European Parliament and Council of 9th March 2011 laying down harmonised conditions for the marketing of construction products and repealing Council Directive 89/106/EEC.

/EU COUNCIL REGULATION No 333/2011/

/EU COUNCIL REGULATION No 333/2011/ of 31st March 2011 establishing criteria determining when certain types of scrap metal cease to be waste under Directive 2008/98/EC of the European Parliament and of the Council.

European Waste Catalogue regulation

<http://www.gesetze-im-internet.de/avv/anlage.html>

ecoinvent 3.6

ecoinvent 3.6, LCA database, 12/2019. ecoinvent, Zürich.

**Publisher**

Institut Bauen und Umwelt e.V.
Panoramastr. 1
10178 Berlin
Germany

Tel +49 (0)30 3087748- 0
Fax +49 (0)30 3087748- 29
Mail info@ibu-epd.com
Web www.ibu-epd.com

**Programme holder**

Institut Bauen und Umwelt e.V.
Panoramastr 1
10178 Berlin
Germany

Tel +49 (0)30 - 3087748- 0
Fax +49 (0)30 - 3087748 - 29
Mail info@ibu-epd.com
Web www.ibu-epd.com

Dr. Frank Werner

Umwelt & Entwicklung

**Author of the Life Cycle
Assessment**

Dr. Frank Werner - Umwelt &
Entwicklung
Kammelenbergstrasse 30
9011 St. Gallen
Switzerland

Tel + 41 (0)44 241 39 06
Fax + 41 (0)44 461 33 28
Mail frank@frankwerner.ch
Web <http://www.frankwerner.ch/>

**Owner of the Declaration**

Griesser AG
Tänikonstrasse 3
8355 Aadorf
Switzerland

Tel +41 848 888 111
Fax -
Mail info@griesser.ch
Web www.griesser.ch