

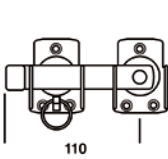
2024

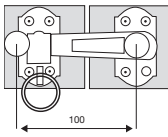
Wing shutter


Spare parts list

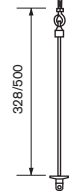


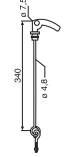
FASTENER

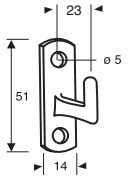
Art.Nr.:	Description	Illustration
10060003	Shutter lock, 2-part, coated	 <p>110</p>
5034802	6 x countersunk screws M4 x 19 mm	
10050004	6 x aluminum blind rivets, 4 x 12 mm for model F / G ISO	
990141	Pad, 2 mm, 2-part, for model F / G ISO	

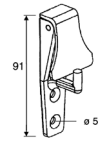
Art.Nr.:	Description	Illustration
10304007	Sys shutter lock with holder, coated	 <p>100</p>

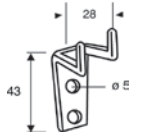
Art.Nr.:	Description	Illustration
10100001	Aluminum Tubtara M6 rivet, coated	

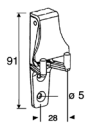
Art.Nr.:	Description	Illustration
1009000_	Pull stays, adjustable, coated	 <p>328/500</p>
10090001	M6, 340 mm	
10090010	M6, 340 mm with short head	
10090004	M6, 500 mm	
10090014	Sys with holder, 340 mm	
10090015	Sys with holder, 500 mm	
10090011	with plate, 340 mm	

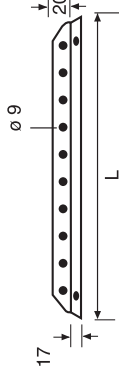
Art.Nr.:	Description	Illustration
10090002	Pull stays, adjustable with M6 clip, coated	 <p>340 ø 4.5 ø 7.5</p>

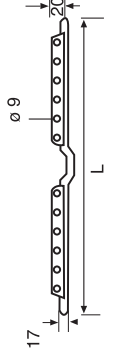
Art.Nr.:	Description	Illustration
1017010_	Angle clamp	 <p>23 51 ø 5 14</p>
10170101	coated	
10170102	white	

Art.Nr.:	Description	Illustration
10170104	Angle clamp with securing device, white	 <p>91 ø 5</p>

Art.Nr.:	Description	Illustration
1017020_	Frame clamp, coated	 <p>28 43 ø E</p>
10170201	coated	
10170202	white	

Art.Nr.:	Description	Illustration
10170203	Frame clamp with securing device, white	 <p>91 28 ø 5</p>

Art.Nr.:	Description	Illustration
101401__	Steel shutter rake, coated	 <p>20 ø 9 L 17</p>
10140120	200 mm long	
10140125	250 mm long	
10140130	300 mm long	
10140135	350 mm long	
10140140	400 mm long	
10140145	450 mm long	
10140150	500 mm long	
10140155	550 mm long	
10140160	600 mm long	
10140165	650 mm long	
10140170	700 mm long	
10140175	750 mm long	
	Calculation of the length: Sash width -50 mm	
10050003	2 x aluminum blind rivets, 4 x 13 mm	

Art.Nr.:	Description	Illustration
101402__	Shutter rake for movable slats, mode E, steel, coated	 <p>20 ø 9 L 17</p>
10140230	300 mm long	
10140235	350 mm long	
10140240	400 mm long	
10140245	450 mm long	
10140250	500 mm long	
10140255	550 mm long	
10140260	600 mm long	
10140265	650 mm long	
10140270	700 mm long	
10140275	750 mm long	
10050003	2 x aluminum blind rivets, 4 x 13 mm	

FASTENER

Art.Nr.:	Description	Illustration
101301__	Venetian blind rod, zinc-plated, with wood thread, coated	
10130120	200 mm long	
10130125	250 mm long	
10130130	300 mm long	
10130135	350 mm long	
10130140	400 mm long	
10130145	450 mm long	
10130150	500 mm long	
10130155	550 mm long	
10130160	600 mm long	
	M6 Venetian blind rod on request Calculation of the length: Sash width -100 mm	
10130110	Rubber buffer for venetian blind rod	

Art.Nr.:	Description	Illustration
10130161	Securing device for venetian blind rod, gray	

Art.Nr.:	Description	Illustration
13000550	Magnetic holder for venetian blind rod, coated	

Art.Nr.:	Description	Illustration
130005_	Venetian blind rod on plate, coated	
1300053	300 mm long	
1300054	400 mm long	
1300055	500 mm long	
1300748	2 x aluminum blind rivets, 4,8 x 17 mm	

Art.Nr.:	Description	Illustration
1011000_	Gable end clip, adjustable, coated	
10110001L	M6 with rubber cap	
10110002L	on plate with rubber cap	

Art.Nr.:	Description	Illustration
10120001	Plate eyelet, coated	
10050003	2 x aluminum blind rivets, 4 x 13 mm	

Art.Nr.:	Description	Illustration
100700__	Shutter bar, aluminum, straight, coated	
10070008	120 mm long	
10070010	200 mm long	
10070012	400 mm long	
10050003	4 x aluminum blind rivets, 4 x 13 mm	
10050003	6 x aluminum blind rivets, 4 x 13 mm for 400 mm	
10070006	Pad, 4 mm, for F/ G ISO series	
10070007	Additional pad for 400 mm	

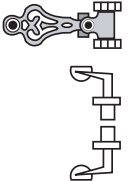
Art.Nr.:	Description	Illustration
100700__	Shutter bar, aluminum, cranked, coated	
10070009	120 mm long	
10070011	200 mm long	
10050003	4 x aluminum blind rivets, 4 x 13 mm	
10070006	Pad, 4 mm, for F/ G ISO series	


Art.Nr.:	Description	Illustration
10080001	Bar stop 50x20x40 incl. 2 rubber buffers, coated	

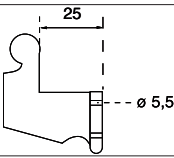
Art.Nr.:	Description	Illustration
10080006	Bar stop 50x20x20 incl. 2 rubber buffers, coated	


Art.Nr.:	Description	Illustration
10080007	Bar stop 75x20x40 incl. 2 rubber buffers, coated	


FASTENER

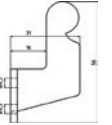
Art.Nr.:	Description	Illustration
1300_	Espagnolette, round, accessories set	
	Set includes: 1 upper and lower claw bolt 1 handle 1 handle counterpart (2 sashes) 1 plastic cap 4 rod guides 1 espagnolette rod, round "Caution: With one-sash shutters, the counterpart must be ordered at the same time."	
1300062	1570 mm black	
1300063	2700 mm black	
1300065	1570 mm white	
1300066	2700 mm white	
1300134	1570 mm coated	
1300133	2700 mm coated	
	in combination with articles 1300112, 1300113, 1300110L	
10050003	10 x aluminum blind rivets, 4 x 13 mm	


Art.Nr.:	Description	Illustration
130010_	Espagnolette - rod guide	
1300106	black	
1300107	white	
1300135	coated	
1300150	Model series F and G incl. rivets, coated	
	Fastening articles on request	


Art.Nr.:	Description	Illustration
13001_	Espagnolette counterpart, 1 sash	
1300109	Diagram 1L, coated	
1300108	Diagram 1R, coated	
	Fastening articles on request	

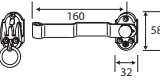
Art.Nr.:	Description	Illustration
130012_	Plastic cap for espagnolettes counterpart, 1 sash	
1300121	black	
1300122	white	

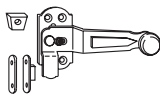
Art.Nr.:	Description	Illustration
13000_	Espagnolette, flat incl. accessories without stop, coated	
1300059	Rod length up to 1670 mm	
1300060	Rod length up to 2500 mm	
1300061	Accessories set without stop	
10050003	10 x aluminum blind rivets, 4 x 13 mm	



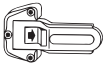

Art.Nr.:	Description	Illustration
130014_	Espagnolette counterpart, 1 sash for flat espagnolette, coated	
1300140	Diagram 1R	
1300141	Diagram 1L	
10050003	2 x aluminum blind rivets, 4 x 13 mm	

Art.Nr.:	Description	Illustration
130011_	Espagnolette stop	
1300114	black	
1300115	white	
1300116	coated	
	Height: 36 mm	

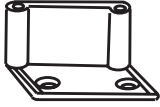
Art.Nr.:	Description	Illustration
13001_	Plastic cap, 39 mm, for espagnolette stop	
1300119	black	
1300120	white	

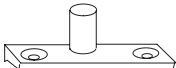

Art.Nr.:	Description	Illustration
101_	Shutter middle lock	
10101245	cranked 160 mm black	
10101247	white	
1359860	Pad pour Mod. F+G, 5 mm, black	
5034802	5 x countersunk screws, M4 x 19 mm	

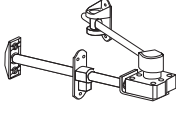
Art.Nr.:	Description	Illustration
101_	Shutter lock, 1 sash	
1014030	black, left	
1014027	black, right	
1013096	white, left	
1013095	white right	
	Fastening articles on request	

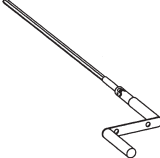
Art.Nr.:	Description	Illustration
	Rod lock / snap lock	
1014360	Rod lock for 2-sash shutters, black	
1013267	Rod lock for 2-sash shutters, white	
10104034	Rod lock for 1-sash shutters, black	
1014196	Snap lock with locking pin plate, black	
1013182	Snap lock with locking pin plate, white	
1030054	Locking rod, 1400 mm, black	
1030053	Locking rod, 1400 mm, white	
7050102	Locking rod, 2200 mm, black	
5024219	7 x countersunk screws, 4.2 x 19 mm	

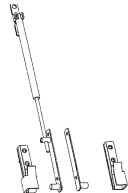
FASTENER


Art.Nr.:	Description	Illustration
103816_	Locking plate	
1038164	black	
5024219	2 x countersunk screws, 4.2 x 19 mm	

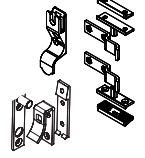
10_	Locking pin plate	Illustration
1094137	black	
1039020	white	
5024219	7 x countersunk screws, 4.2 x 19 mm	
1042711	Pad, 15°, black	
1040044	Pad, 15°, white	

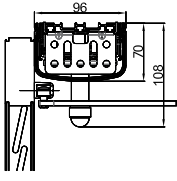
200010_	Shutter interior opener	Illustration
2000102	Shutter interior opener, from inner left, black	
2000101	Shutter interior opener, from inner right, black	
2000104	Shutter interior opener, from inner left, white	
2000103	Shutter interior opener, from inner right, white	
	possible LT with installation frame 40 x 31: 110-160 mm possible LT without installation frame: 80-160 mm Shutter size: max. 1.2 m ² per shutter interior opener	

102_	Articulated crank for shutter interior opener	Illustration
1023688	Length: 160 mm with joint	
1023635	Length: 240 mm with joint	
1027438	Length: 500 mm without joint	
	For manual opening and closing of the shutter in combination with the interior opener.	

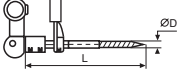
101_	Double-sash rods incl. fastening clip for diagram 2L/2R/3L/3R/4	Illustration
1011281	black	
1012546	white	
	To fold the double sash in connection with an interior opener. The pivot of the hinges must be on the inside	

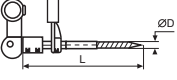
Art.Nr.:	Description	Illustration
10_	Pad for fastening clip	
1012960	10 mm black	
1044352	10 mm white	
1012961	20 mm black	
1044353	20 mm white	
	Necessary when incorporating into installation frame. Pad for upper and lower fastening cleat, 5 mm thick and stackable	

1014_	Fastening clip, 2-sash, black	Illustration
1014000	Pivot on outside	
1014206	Pivot on inside	

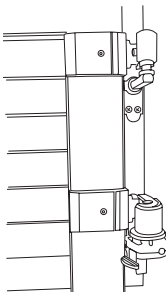
	Shutter interior opener, Yslo Flex iO, white	Illustration
1400079	Diagram 2+2S	
1400078	Diagram 1L+1R	
	Radio push button on request Reveal depth, min. 150 mm	

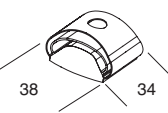
RETENTION ELEMENT

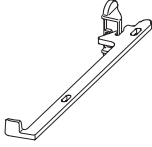
Art.Nr.:	Description	Illustration
101601_	Shutter holder, standard, M10, coated	
10160115	Single length 150 mm	
10160120	Double length 200 mm	
10160125	250 mm long	
	With model series F and G, the shutter holder must always lie on the frame and not on the filling	

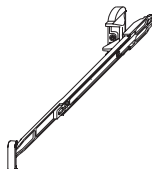
101603_	Shutter holder, standard, wood thread, coated	Illustration
10160315	Single length 150 mm	
10160320	Double length 200 mm	
10160325	250 mm long	
	With model series F and G, the shutter holder must always lie on the frame and not on the filling	


RETENTION ELEMENT

Art.Nr.:	Description	Illustration
101_____	Snap holder	
1014038	Snap holder with clamp Size 0 LI black	
1014054	Snap holder with clamp Size 0 RE black	
1013367	Snap holder with clamp Size 0 LI white	
1013368	Snap holder with clamp Size 0 RE white	
1014042	Snap holder with clamp Size 1 LI black	
1014058	Snap holder with clamp Size 1 RE black	
1013369	Snap holder with clamp Size 1 LI white	
1013370	Snap holder with clamp Size 1 RE white	
1014046	Snap holder with clamp Size 2 LI black	
1014062	Snap holder with clamp Size 2 RE black	
1013371	Snap holder with clamp Size 2 LI white	
1013372	Snap holder with clamp Size 2 RE white	
1014050	Snap holder with clamp Size 3 LI black	
1014066	Snap holder with clamp Size 3 RE black	
1010252	Snap holder with clamp Size 3 LI white	
1010253	Snap holder with clamp Size 3 RE white	
Field of application: LT 75 - 210 mm		
Max. shutter with 600 mm (folding shutter width max. 2 x 600 mm) Max. shutter weight 20 kg		
The stop buffer must always be installed!		
Wind speeds of over 60 km/h and objects in inconvenient places can cause deformation of and consequential damage to the armature.		
The manufacturer recommends installation with the anti-lift device provided.		

10_____	Stop buffer for snap holder	Illustration
1042929	black	
1042932	white height 20 mm	
1043556	Pad, 5 mm, black	
1043558	Pad, 5 mm, white	
1043559	Pad, 10 mm, black	
1043561	Pad, 10 mm, white	
5024225	1 x countersunk screw, 4.2 x 25 mm	

Art.Nr.:	Description	Illustration
101_____	Convenience casement holder	
1014348	black, left, complete	
1014344	black, right, complete	
1013004	white, left, complete	
1013003	white, right, complete	
1014349	coated, left	
1014345	coated right	
1014469	Wall part and accessories for coated version	
In the event of insulation, armature supports are required.		
5034802	3 x countersunk screws, M4 x 19 mm	

101_____	Convenience casement holder for horizontal frieze	Illustration
1014466	black, complete	
1010791	white, complete	
1014467	coated	
1014468	coated diagram LA/RA	
1014469	Wall part and accessories for coated version	
In the event of insulation, armature supports are required.		
990098	Pad 3 mm for model series F and G ISO or Sys horizontal frieze	
5034802	3 x countersunk screws, M4 x 19 mm	
	Reinforcement angle from 20 kg sash package weight	
1094163	black	
10365862	white	
10372930	coated	
5034802	2 x countersunk screws, M4 x 19 mm	

101_____	Door casement holder for armature support - 35 mm	Illustration
1014252	black	
1013111	white	
10103577	coated	
5024219	2 x countersunk screws, 4.2 x 19 mm	

CLAMP

Art.Nr.:	Description	Illustration
101704__	Zinc-plated M10 screw clamp, coated	
10170460	60 mm long	
10170485	85 mm long	
10170411	110 mm long	
10170416	160 mm long Special sizes on request	

Art.Nr.:	Description	Illustration
101711__	Screw clamp, wood thread, coated	
10171185	85 mm long	
10171111	110 mm long	
10171116	160 mm long	
	Special sizes on request	

Art.Nr.:	Description	Illustration
10170__	M10 screw clamp with adjustment clamp plate, coated	
10170301	60 mm long	
10170585	85 mm long	
10170511	110 mm long	
10170516	160 mm long B-dimension must be a minimum of 20 mm	

Art.Nr.:	Description	Illustration
1017__	Universal clamp left - right, coated	
10172025	H = 14 mm	
10172026	H = 24 mm	
10172027	H = 35 mm	
10175026	H = 45 mm with axle H dimensions: Middle of spine to rear of plate	

Art.Nr.:	Description	Illustration
1017500_	Plate clamp, straight, coated	
10175001	H = 12 mm	
10175002	H = 23 mm	
10175005	H = 30 mm	
10175003	H = 35 mm	
10175008	H = 40 mm	
10175004	H = 45 mm	
10175006	H = 50 mm H dimensions: Middle of spine to front of plate	

Art.Nr.:	Description	Illustration
130070_	Polygond, plastic, incl. axle	
1300700	Length 70 mm, black	
1300702	Length 70 mm, white	
1300701	Length 100 mm, black	
1300703	Length 100 mm, white	
1300705	Polygond ZAMAK 135 Black	

Art.Nr.:	Description	Illustration
13000__	Chuck clamp, aluminum, without axle, coated	
1300039	85 mm long	
1300038	120 mm long	
1300711	Axle black	
1300710	Axle white	

Art.Nr.:	Description	Illustration
10170512	Universal injection clamp, coated	
	120 mm long	

Art.Nr.:	Description	Illustration
10_____	Support stand	
	Retaining bracket, 25 mm wide	
1056904	black size 0	
1056895	black size 1	
1056899	black size 2/3	
1027832	white size 0	
1027824	white size 1	
1027828	white size 2/3	

Art.Nr.:	Description	Illustration
10_____	Clamp without lateral adjustment	
10209935	black L59	
10209934	black L75	
1056845	black L85	
10209937	black L95	
1056851	black L105	
10209938	black L115	
10209471	black L125	
1056855	black L135	
10209939	black L150	
10209936	white L59	
10209943	white L75	
1027847	white L85	
10209944	white L95	
1027850	white L105	
10209945	white L115	
10209474	white L125	
1027853	white L135	
10209946	white L150	

BAND

Art.Nr.:	Description	Illustration
104_____	Sys reducing sleeve closed	
10441790	ø 9,0 mm	
10441791	ø 10,0 mm	
10441792	ø 11,0 mm	
10441793	ø 11,5 mm	
10441794	ø 12,0 mm	
10454664	ø 13,0 mm	

Art.Nr.:	Description	Illustration
1035518_	Sys upper reducing sleeve open	
10355184	ø 9,0 mm	
10355185	ø 10,0 mm	
10355186	ø 11,0 mm	
10355187	ø 11,5 mm	
10355188	ø 12,0 mm	
10355189	ø 13,0 mm	

Art.Nr.:	Description	Illustration
104_____	Sleeves for screen frame bands	
1040704	black	
1041149	white	
1041150	black, ø 10 mm inside	

Art.Nr.:	Description	Illustration
10011____	Plastic reducing sleeve for universal band, 50 mm	
10011900	ø 9,0 mm	
10011000	ø 10,0 mm	
10011100	ø 11,0 mm	
10011150	ø 11,5 mm	
10011200	ø 12,0 mm	
10011300	ø 13,0 mm	

Art.Nr.:	Description	Illustration
10810080	Sys masonry band, steel, fixed, coated	
	Indicate band lengths: 80, 85, 90, 95, 100, 105, 110, 115, 120, 125, 130	
	Indicate offsets: -10, -6, +/- 0, 4, 10, 14	
	Also available in aluminum!	

Art.Nr.:	Description	Illustration
10823080	Sys masonry band, steel, adjustable, coated	
	Indicate band lengths: 80, 85, 90, 95, 100, 105, 110, 115, 120, 125, 130	
	Indicate offsets: 23, -30, 35 (adjustment range 23-35) 40, 45, 50, 55, 60 (adjustment range 35 - 62)	

Art.Nr.:	Description	Illustration
10305002	Base plate for Sys masonry band and screen frame band	
	120 mm long for K dimension 45 - 115 mm	
10050004	4 x aluminum blind rivets, 4 x 12 mm	

Art.Nr.:	Description	Illustration
1040900_	Sys screen frame band, coated	
	Size 0, offset from 25 to 51 Size 1, offset from 35 to 60 Size 2, offset from 57 to 82 Size 3, offset from 74 to 88	
	Sizes can be used for a gap between the wall and sash of 30 mm.	
	Our sys screen frame bands can be combined with the MACO snap holders.	
	Sleeves for screen frame bands in the standard, always black. White sleeves must be ordered separately.	

Art.Nr.:	Description	Illustration
10568010	JustierFix, steel, fixed, coated, pre-assembled	
	Indicate band lengths: 80, 85, 90, 95, 100, 105, 110, 120, 125, 130	
	Indicate offsets: -10, -6, +/- 0, 4, 10, 14	
	JustierFix also available in aluminum!	

Art.Nr.:	Description	Illustration
10568023	JustierFix, steel, adjustable, coated, pre-assembled	
	Indicate band lengths: 80, 85, 90, 95, 100, 105, 110, 120, 125, 130	
	Indicate offsets: 23, -30, 35 (adjustment range 23 - 35) 40, 45, 50, 55, 60 (adjustment range 35 - 62)	
	JustierFix also available in aluminum!	

BAND

Art.Nr.:	Description	Illustration
10708010	Universal band, straight, 3.5 mm, coated Indicate band lengths: 70, 75, 80, 85, 90, 95, 100, 105,110, 120, 125, 130	
10050003	4 x aluminum blind rivets, 4 x 13 mm	

Art.Nr.:	Description	Illustration
10708014	Universal band, cranked, 3.5 mm, coated Indicate band lengths: 70, 75, 80, 85, 90, 95, 100, 105,110, 120, 125, 130 Indicate offsets: -10, -6, +/- 0, 4, 10, 14, 23, 30, 35, 40, 45, 50, 55, 60	
8010061	Special offset, net surcharge	
10050003	4 x aluminum blind rivets, 4 x 13 mm	

Art.Nr.:	Description	Illustration
10714011	Universal band, straight with band holder, coated Indicate band lengths: 70, 75, 80, 85, 90, 95, 100, 105,110, 120, 125, 130	
10050003	6 x aluminum blind rivets, 4 x 13 mm	

Art.Nr.:	Description	Illustration
10714012	Universal band, cranked with band holder, coated Indicate band lengths: 70, 75, 80, 85, 90, 95, 100, 105,110, 120, 125, 130 Indicate offsets: -10, -6, +/- 0, 4, 10, 14, 23, 30, 35, 40, 45	
8010061	Special offset, net surcharge	
10050003	6 x aluminum blind rivets, 4 x 13 mm	

Art.Nr.:	Description	Illustration
130041_	Reel to adjust Bands, 39x4 D14, coated	
1300415	75 mm long	
1300416	115 mm long	

Art.Nr.:	Description	Illustration
1300421	Reel, cranked, to adjust Bands, 39x4 D14, coated 115 mm long	

Art.Nr.:	Description	Illustration
1300409	Cross-band, adjustable, 34 x 4, coated	
1300748	4 x aluminum blind rivets, 4.8 x 17 mm	

Art.Nr.:	Description	Illustration
130040_	Angle band, aluminum, adjustable, 34 x 4 240 mm, coated	
1300400		
1300748	4 x aluminum blind rivets, 4.8 x 17 mm	

Art.Nr.:	Description	Illustration
1300424	Band holder, aluminum, coated	
1300753	2 x blind rivets, 4 x 25 mm	

Art.Nr.:	Description	Illustration
13005__	Angle band, cranked, (K45) D14 34 x 4, coated	
	Outside view	
	Bottom left, top right	
1300518	B54	
1300524	B77	
	Bottom right, top left	
1300521	B54	
1300527	B77	
1300748	4 x aluminum blind rivets, 4.8 x 17 mm	

Art.Nr.:	Description	Illustration
13005__	Angle band, D14 34x4, coated	
	Outside view	
	Bottom left, top right	
1300500	B46	
1300501	B54	
1300502	B77	
	Bottom right, top left	
1300509	B46	
1300510	B54	
1300511	B77	
1300748	4 x aluminum blind rivets, 4.8 x 17 mm	

BAND

Art.Nr.:	Description	Illustration
1300406	Angle band counterpart, coated	
	2 mm thick	
1300748	4 x aluminum blind rivets, 4.8 x 17 mm	

Art.Nr.:	Description	Illustration
130053_	Cross-band D14, coated	
1300533	B46	
1300534	B54	
1300535	B77	
1300748	2 x aluminum blind rivets, 4.8 x 17 mm	

Art.Nr.:	Description	Illustration
130054_	Cross-band, cranked, (K45) D14, coated	
1300542	B54	
1300748	2 x aluminum blind rivets, 4.8 x 17 mm	

Art.Nr.:	Description	Illustration
1300412	Cross-band counterpart, coated	
	2 mm thick	
1300748	2 x aluminum blind rivets, 4.8 x 17 mm	

Art.Nr.:	Description	Illustration
13002_	Long band, D14 39x4, coated	
1300200	A-dimension < 32 mm	
1300211	L270	
1300202	L415	
1300213	L560	
	L705	
	A-dimension ≥ 32 mm	
1300253	L270	
1300251	L415	
1300252	L560	
1300250	L705	
1300748	alum. blind rivets, 4.8 x 17 mm L270 - 2 items; L415 - 3 items; L560 - 4 items; L705 - 5 items; + 1 x for model series G ISO	

Art.Nr.:	Description	Illustration
13002_	Long band counterpart 39 x 2, coated	
1300215	L225	
1300226	L370	
1300217	L515	
1300228	L660	
1300748	alum. blind rivets, 4.8 x 17 mm L225 - 2 items; L370 - 3 items; L515 - 4 items; L660 - 5 items;	

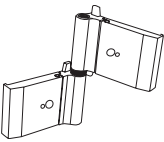
Art.Nr.:	Description	Illustration
130024_	Long band, cranked, (K45) 39 x 4 D14, coated	
1300242	L415	
1300243	L560	
1300748	alum. blind rivets, 4.8 x 17 mm L415 - 3 items; L560 - 4 items; + 1 x for model series G ISO	

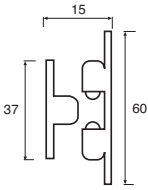
HINGE / SPACER

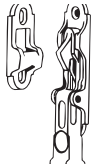
Art.Nr.:	Description	Illustration
10040001	Hinge, aluminum, straight, coated	
	Sash spacing 17 mm, incl. bolts	
10050003	8 x aluminum blind rivets, 4 x 13 mm	

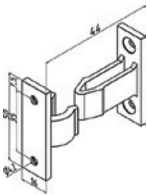
Art.Nr.:	Description	Illustration
10040002	Hinge, aluminum, cranked, coated	
	Sash spacing 31 mm, incl. bolts	
10050003	8 x alum. blind rivets 4x13mm	

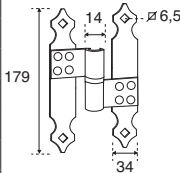
HINGE / SPACER

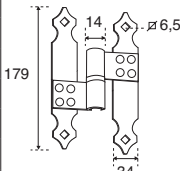
Art.Nr.:	Description	Illustration
13056576	Sys hinge, coated	
	Sash spacing incl. bolts: 25 mm	

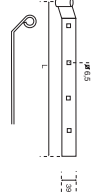
Art.Nr.:	Description	Illustration
8000016	Ball catch, 2-part, coated	
	Spacing: 15 mm	


Art.Nr.:	Description	Illustration
101_____	Door casement holder - 28 mm	
1014248	black	
1013110	white	
10100044	coated	
5024219	4 x countersunk screws, 4.2 x 19 mm	

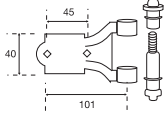
Art.Nr.:	Description	Illustration
10250001	Clamp catch, plastic, black	
	Spacing: 44 mm	
5024219	4 x countersunk screws, 4.2 x 19 mm	

Art.Nr.:	Description	Illustration
130060_	Central band hinge, aluminum, right, D14, with axle	
1300603	black	
1300604	white	
1300605	coated	
1300748	4 x aluminum blind rivets, 4.8 x 17 mm	


Art.Nr.:	Description	Illustration
130060_	Central band hinge, aluminum, left, D14, with axle	
1300600	black	
1300601	white	
1300602	coated	
1300748	4 x aluminum blind rivets, 4.8 x 17 mm	

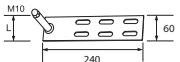
Art.Nr.:	Description	Illustration
1300230	Long band hinge, cranked, 39 x 4 D14, coated	
1300748	4 x aluminum blind rivets, 4.8 x 17 mm	


Art.Nr.:	Description	Illustration
1300239	Long band hinge counterpart, 39 x 3, coated	
1300748	4 x aluminum blind rivets, 4.8 x 17 mm	

Art.Nr.:	Description	Illustration
130023_	Connection for long band hinge	
1300233	black	
1300234	white	
1300235	coated	
1300748	2 x aluminum blind rivets, 4.8 x 17 mm	

TICS

Art.Nr.:	Description	Illustration
101600__	M10 armature support for exterior insulation	
10160006	70 mm long	
10160010	90 mm long	
10160001	110 mm long	
10160005	130 mm long	
10160007	150 mm long	

Art.Nr.:	Description	Illustration
1016000_	Clamp support plate with M10 inner thread	
10160008	70 mm long	
10160009	90 mm long	
10160002	110 mm long	
10160003	130 mm long	
10160004	150 mm long	

Art.Nr.:	Description	Illustration
5000017	Insulation plug TOX-ISOL 85 mm, M8-M10	
	for retention element	

TICS

Art.Nr.:	Description	Illustration
104 ____	Armature support for MACO armatures	
1043823	Size 0, 96 mm	
1040226	Size 1, 140 mm	
1040227	Size 2, 180 mm	
1040232	Size 3, 215 mm	
1040234	Size 4, 265 mm	
1040 ____	Plug for armature support for MACO armatures	
1040304	ø 14 mm Length 100 mm	
1040305	ø 14 mm Length 135 mm	
1040306	ø 14 mm Length 185 mm	
1040013	ø 10 mm (for size 0) When installing the plug, the plug tabs must be at the top and bottom.	

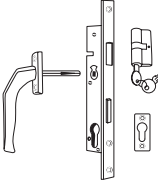
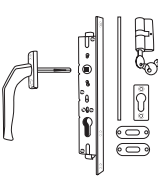
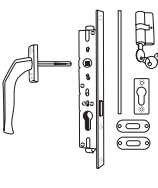
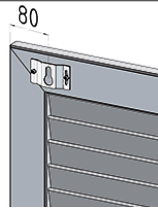
ADDITIONAL ARMATURES

Art.Nr.:	Description	Illustration
990054	Universal plug for M10/wood thread	
5079011	Hexagonal nut, M10 with excess, coated	
10200100L	Screw-on plate, D=10.5 with nut, coated	
	Ø 48 mm with nut	
10200200L	Screw-on plate M10, 3-hole with nut, coated	
	Ø 48 mm with nut	

ADDITIONAL ARMATURES

Art.Nr.:	Description	Illustration
10200101L	Cover disk with nut, coated Ø 60 mm with nut	
10210001	Shutter stop, coated incl. rubber buffer	
10050003	2 x aluminum blind rivets, 4 x 13 mm	
10150001	Handle, coated	
10050003	2 x aluminum blind rivets, 4 x 13 mm	
10050003	Aluminum blind rivet Ø 4 x 13 mm, coated	
8000013	Transparent, self-adhesive rubber buffer	
10240005	Touch up applicator	

ADDITIONAL ARMATURES

Art.Nr.:	Description	Illustration	
8050003	Standard door lock		
8050010	Espagnolette lock box, 2-point		
8050005	Espagnolette lock box, 3-point		
Tirard lock			
990219	Tirard 2 points black		
990205	Lock cylinder for Tirard		
Blind installation set, screw-on straps variant			
5000015	Screw-on strap in stainless steel (3-piece set), coated		
5000013	Screw-on set for 3 pieces		

Inspired by the **Sun.**

griessergroup.com

