

Pathology – Immunology

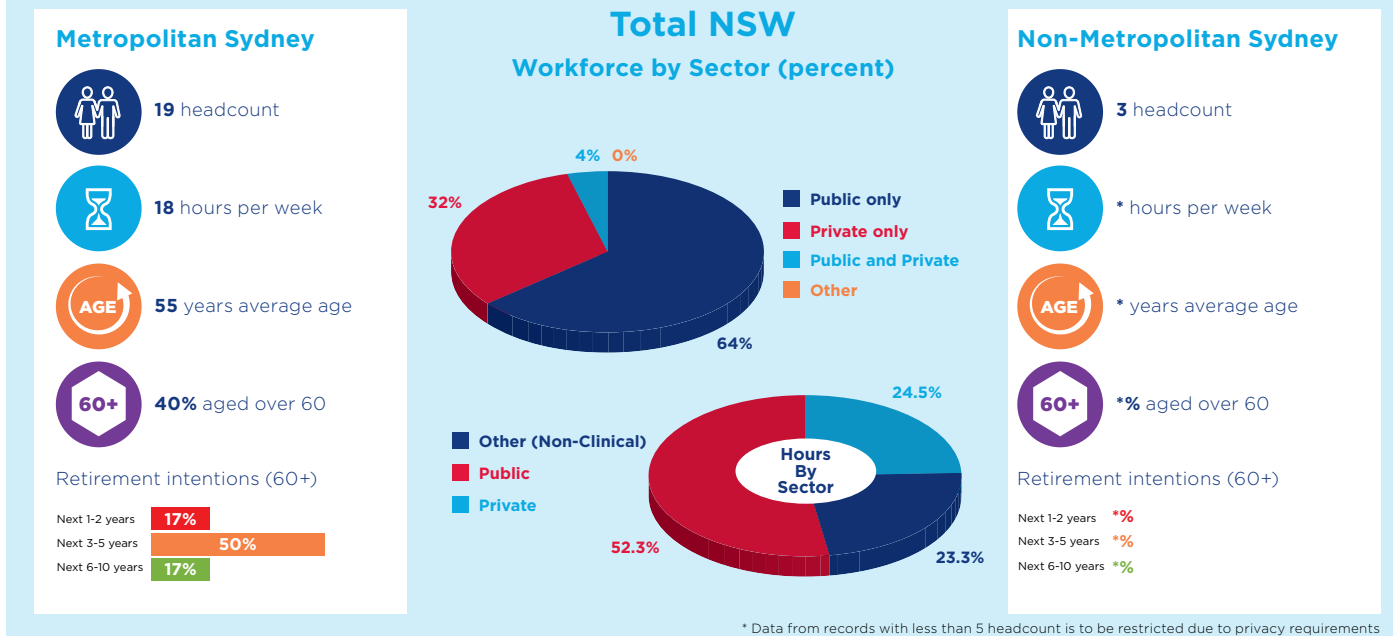
The Workforce

Immunology is a branch of the biological sciences and is defined as the study of an organism's defense (immune) system, in both health and disease. The Royal College of Pathologists of Australasia (RCPA) is accredited by the Australian Medical Council (AMC) to deliver pathology training.

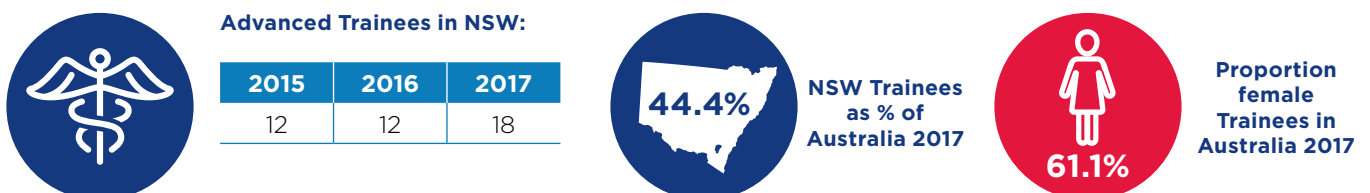
Workforce Characteristics in 2015



Supply and Distribution

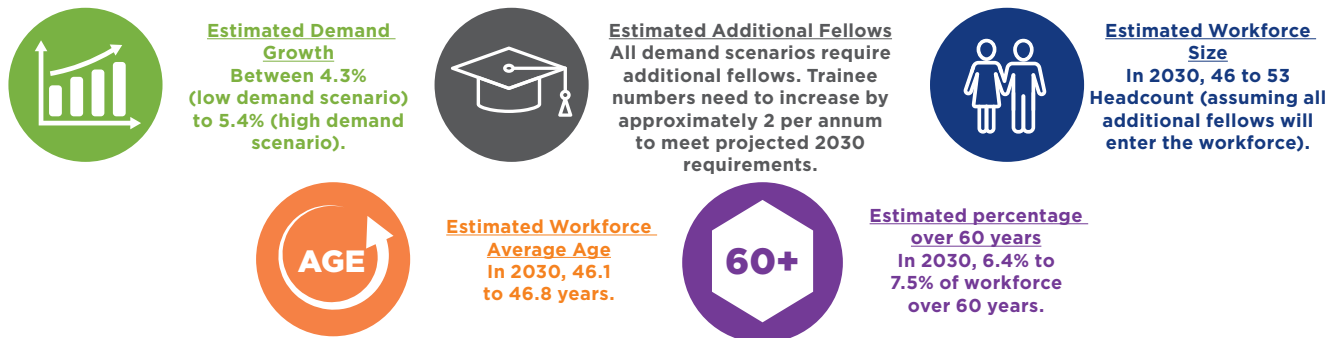


Trainees



The Future in NSW - Workforce Planning to 2030

Workforce projections are provided for a low and high demand scenario. Where requirements for both scenarios are met without the need for additional fellows, the projected “No Growth” scenario workforce data is provided.



Workforce Planning Priority and Assessment Framework



Rating Key: Minimal Factor < Minor Factor < Moderate Factor < Major Factor

Workforce Modelling Considerations

- Workforce modelling is based on current models of care. Any change in the models may impact on requirements.
- Any changes to current training programs will affect the workforce modelling outcome.
- Workforce modelling is based on current workforce hours profile by age co-hours. Any changes to hours worked by future clinicians will affect the model.
- There is an accepted error rate of plus or minus two per cent within workforce modelling
- The model does not address any mal-distribution either by location (rural or regional) or sector (public or private)