



Deploying Copilot for Microsoft 365 at Microsoft

A deployment and adoption guide by Microsoft Digital, the company's IT organization.



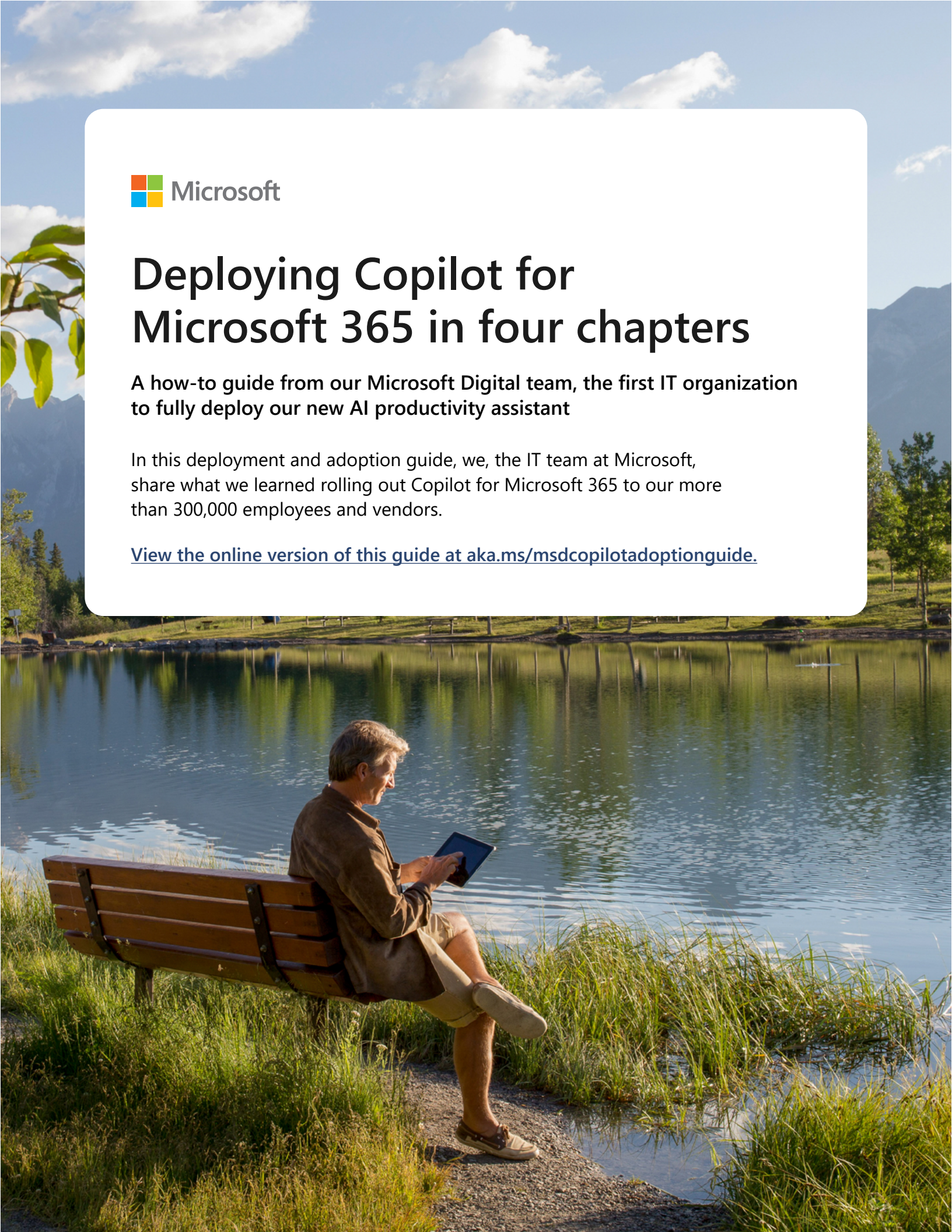


Deploying Copilot for Microsoft 365 in four chapters

A how-to guide from our Microsoft Digital team, the first IT organization to fully deploy our new AI productivity assistant

In this deployment and adoption guide, we, the IT team at Microsoft, share what we learned rolling out Copilot for Microsoft 365 to our more than 300,000 employees and vendors.

[View the online version of this guide at aka.ms/msdcopilotadoptionguide.](https://aka.ms/msdcopilotadoptionguide)



What this guide contains

Intro

Copilot for Microsoft 365 is your next-generation business tool.....4

01,

Getting governance right7

02,

Implementation with intention 14

03,

Driving adoption to capture value 22

04,

Building a foundation for support 32

Conclusion

Applying our deployment lessons at your company..... 39

Copilot for Microsoft 365 is your next-generation business tool

Welcome to the new era of productivity

Generative AI has captured the world's attention, and businesses are taking notice. According to our Work Trends Annual Report, 70% of people would delegate as much work as possible to AI to lessen their workloads.¹

Capitalizing on this trend will mean the difference between surging ahead or getting left behind, including here at Microsoft, where we're the first enterprise to fully deploy Copilot for Microsoft 365.



“

I'm inspired by the transformative power of AI," says Nathalie D'Hers, corporate vice president of Microsoft Digital (MSD), the company's IT organization. "I've been impressed with how quickly our employees have put it to work for them."

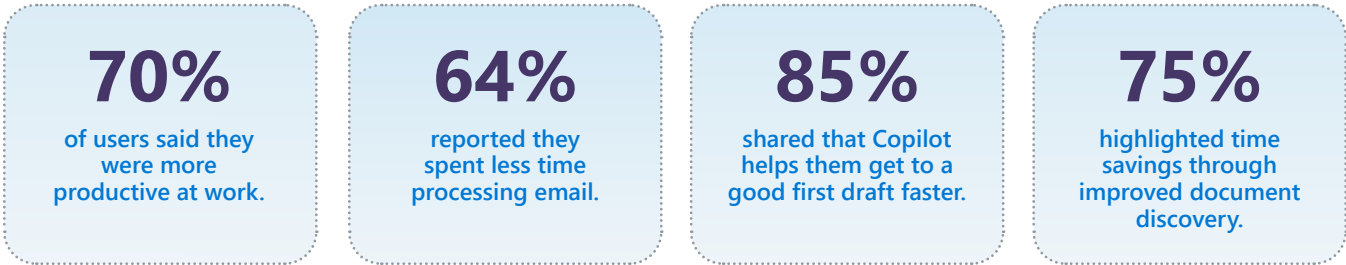
She would know—her team just finished deploying Copilot for Microsoft 365 to more than 300,000 employees and vendors across the world.

"Customers are looking to us to share what we've learned as the first enterprise to deploy Copilot," D'Hers says. "Our team has a unique opportunity to help them deploy and get to value as quickly as possible."

Meet Copilot for Microsoft 365

Copilot combines the power of large language models (LLMs) with your organization’s data to turn your employees’ words into some of the most powerful productivity tools on the planet—all within the flow of work. It works alongside the Microsoft 365 apps people use every day, including Word, Excel, PowerPoint, Outlook, Teams, and more, to provide real-time intelligent assistance.

Initial results from within Microsoft and from customers who got early access to it speak for themselves.



Organizations like ours that are unlocking AI assistance within employees’ everyday workflow are poised to gain a distinct advantage in terms of productivity, engagement, and innovation.

“We’re using it to reduce our IT expenses and to enhance our productivity,” D’Hers says. “We’re also excited by its potential to create a lasting competitive advantage for us here at Microsoft and for our customers.”

Our mission in Microsoft Digital is to empower, enable, and transform the company’s digital employee experience across devices, applications, and infrastructure. We also provide a blueprint for our customers to follow, and as such, have created this guide for deploying and adopting Copilot for Microsoft 365.

“The contents of this guide are based on the lessons we’ve learned deploying Copilot for Microsoft 365,” D’Hers says. “The tips and ideas you’ll read here will help you accelerate your own time to value with Copilot so you can realize the same benefits as our employees.”



Are you an executive?
View our condensed, CIO version of the guide here. Download your own copy here.



Follow along to learn from Microsoft Digital’s experience and capture the benefits that Copilot has to offer your employees and your organization.

Jump to:

Chapter 1: Getting governance right

Chapter 2: Implementation with intention

Chapter 3: Driving adoption to capture value

Chapter 4: Building a foundation for support

Appendix: Downloadable assets to support your deployment

¹ Microsoft, [Work Trends Annual Report: Will AI Fix Work?](#) 2023.

² According to our [Work Trends annual report](#), our employees and external customers who got early access found Copilot very useful.

Chapter

01 /

Getting governance right

Maintaining privacy, security, and compliance while respecting regulatory frameworks



	Get ready	Onboard & engage	Deliver impact	Extend & optimize
Readiness	✓	✓		
Leadership				
Users				

This deployment and adoption matrix is Microsoft’s framework for rolling out new products like Copilot for Microsoft 365. The governance efforts we describe in this chapter correspond to the “Get ready” and “Onboard and engage” phases of our “Readiness” workstream.

Responsible AI depends on good governance

Before you begin your Copilot for Microsoft 365 implementation, you’ll want to consider how this tool impacts your data. Copilot uses LLMs that interact with data and content across your organization and uses information your employees can access to transform user prompts into personalized, relevant, and actionable responses throughout Microsoft 365 apps.

Giving your employees this level of access means proper data hygiene is a priority. At Microsoft Digital, we use sensitivity labeling to empower our employees with access while also protecting our data. Our colleagues on the product side designed Copilot for Microsoft 365 to respect labels, permissions, and rights management service (RMS) protections that block content extraction on relevant file labels. By implementing effective sensitivity labeling practices, you can rest assured that anything you intend to remain private or confidential will stay that way.



Pick the governance path that's right for you

This chapter outlines the highly robust, best-case scenario we created at Microsoft, but we know not every organization has a fully deployed data governance system and strategy. If you're in that position, don't worry! You can use techniques like [Restricted SharePoint Search](#) that provide value and protection without exposing Copilot to your internal resources.

Laying the groundwork with proper labeling

Throughout our internal governance efforts within Microsoft Digital, we've developed four labeling practices that make up our foundation for appropriate policies and settings.

1 Responsible self-service

Support and enable your employees to create new workspaces like SharePoint sites, ensuring your company data is on your Microsoft 365 tenant and employees don't simply reuse and overload existing spaces with mismatching permissions. That enables your employees to take full advantage of Copilot in ways that align with your organizational data hygiene while you keep your company's information safe.

2 Top-down defaults

Label containers for data segmentation by default to ensure your information isn't overexposed. At Microsoft, we default our container labels to "Confidential\Internal Only." That ensures alignment with our policies and settings that limit external sharing. [We use Microsoft Purview to manage this process.](#)

3 Consistency within containers

Derive file labels from their parent containers. Being consistent here boosts security across every layer and reduces the administrative burden on your employees to label every file they create. Copilot will reflect file labels in chat responses, so employees know the level of confidentiality of each portion of AI-created responses.

4 Employee awareness

We train our employees to understand how to handle and label sensitive data. By making your workers active participants in your data hygiene strategy, you increase accuracy and your overall security posture.

Self-service with guardrails

The data hygiene practices we outlined above form a foundation for compliance and security but backstopping those efforts through Microsoft 365 features adds an extra layer of protection. That's a core principle of Zero Trust.

1 Trust, but verify

Empower self-service with sensitivity labels, but verify them by checking against data loss prevention standards, then use auto-labeling and quarantining when necessary. Internally, we've configured [Microsoft Purview Data Loss Prevention](#) to detect and control sensitive content automatically.

2 Expiry and attestation

Put strong lifecycle management protocols in place that require your employees to attest containers to keep them from expiring. We don't keep items that don't have an accountable employee, or that might not be necessary for our work.

3 Controlling the flow

Limit oversharing at the source by enabling company-shareable links instead of forcing employees to grant access to large groups. At Microsoft, we add an extra layer of highly confidential items users can only share with specific people on a need-to-know basis. To enforce these behaviors, you can set default link types based on labels through Purview.

4 Oversharing detection

Even under the best circumstances, accidents happen. When one of our employees does over-share sensitive data, we use [Microsoft Graph Data Connect](#) extraction in conjunction with Microsoft Purview to catch and report oversharing.

International compliance: No size fits all

Europe has extra requirements in the form of EU Data Boundary regulations and works councils—internal organizations that provide employee co-determination on workers' rights or regulatory issues, including performance management or monitoring. Our Copilot for Microsoft 365 deployment meant we needed to partner closely with our Microsoft works councils when launching an AI technology with complex data and privacy implications.

Your experience will vary depending on your industry and where you operate, but we've learned that it's best to work closely with local subsidiaries to ensure you have a complete picture of a region's regulatory situation. Local insiders are poised to liaise with [works councils \(here's how we do so internally at Microsoft\)](#) or other bodies through direct relationships. Start the process early so you can manage feedback cycles effectively, make adjustments, synthesize any answers works councils need, and resolve any concerns through configurations that work for your employees.

Learning from Microsoft's governance, security, and compliance practices



Bring the right people into the conversation

Don't keep this conversation in the IT sphere alone. Bring in all the relevant security, legal, and compliance professionals.



Think about how your employees will use Copilot

Determine the primary use cases for Copilot. The kinds of collaboration and access employees need will affect your default labeling architecture.



Don't overwhelm your employees

Make labeling simple and intuitive, and ensure it isn't overwhelming. Employees should have a limited set of choices to keep things comprehensible. It's also valid for different employees to see different choices.



Build a foundation for automation

Microsoft Purview Data Loss Prevention has powerful intelligent detection, but it relies on establishing good defaults.



Take this opportunity to train employees

If you've been looking for an excuse to refresh employee knowledge around data privacy, let this moment be your milestone. It will be far easier to start with a clean data estate.



Balance good governance with time to value

Because of the scope and complexity of Microsoft's deployment, we took a very thorough approach to governance. If speed is your priority, you might consider a faster deployment with a less comprehensive governance approach, for example, using [Restricted SharePoint Search](#) to restrict both Enterprise Search and Copilot experiences to a curated set of SharePoint sites of your choice.

Deployment checklist: Governance

We put this checklist together based on what we learned while tackling governance, security, and compliance.

① Labeling

- Develop a labeling taxonomy. Include:
 - Classification levels, not exceeding five primary labels and five sub-labels
 - Descriptions clearly outlining the label meaning for employees
 - Examples to clarify usage for employees
- Determine policies and settings that correspond with labels. Consider the following:
 - Storage type and location
 - External allowance
 - Encryption
 - Access control
 - Data destruction
 - Data loss prevention
 - Public disclosure
 - Logging and tracking access
- Establish container defaults.
- Configure container labels to set the default file label in document libraries.
- Initiate an employee education initiative.

② Data loss prevention

- Configure Microsoft Purview Data Loss prevention standards and quarantining protocols.
- Establish lifecycle management and attestation protocols.
- Configure Microsoft Graph Data Connect to discover where you are oversharing.

③ International compliance

- Initiate conversations with local subsidiaries.
- Engage works councils or other advocacy bodies.
- Address concerns.
- Determine the feasibility of regional deployment and segment if necessary.



How we did it at Microsoft

Use these assets to guide your own deployment and adoption—they represent how we did things here in Microsoft Digital.



[Learn how we're getting the most out of generative AI internally here at Microsoft with good governance.](#) This story shares what our Microsoft Digital governance team learned deploying Copilot here at Microsoft.

[Download your own copy here.](#)



[Check out how we're using sensitivity labels to empower our employees while making Microsoft more secure.](#)

This article shows you how having a preestablished plan for labeling helped our Microsoft Digital team quickly deploy Copilot with proper guardrails.

[Download your own copy here.](#)



More guidance for you

Here are more assets that we found useful.

Support for governance teams

- [Conduct the Copilot for Microsoft 365 Optimization Assessment](#) to understand your level of AI adoption and chart your course.
- [Access Microsoft Learn documentation](#) to learn about data, privacy, security, and Zero Trust principles.
- [Work through this learning path](#) to understand Copilot and how to ensure security and compliance.
- [Watch this video](#) to get ready for your Copilot deployment.

Find these resources and more at adoption.microsoft.com.

Downloadable governance assets

We've adapted these assets from Microsoft Digital's deployment material so you can use them within your organization.

- [Read our technical readiness guide.](#)
- [Take a look at our training content map.](#)

Find further downloadable assets to support your governance efforts in the appendix.

Follow along to learn from Microsoft Digital's experience and capture the benefits that Copilot has to offer your employees and your organization.

Jump to:

Chapter 2: Implementation with intention

Chapter 3: Driving adoption to capture value

Chapter 4: Building a foundation for support

Appendix: Downloadable assets to support your deployment

Chapter

02/

Implementation with intention

Building a strategy for licensing, administration, and rolling Microsoft Copilot out to different groups within your organization



	Get ready	Onboard & engage	Deliver impact	Extend & optimize
Readiness	✓	✓		
Leadership	✓			
Users				

This deployment and adoption matrix is Microsoft's framework for rolling out new products like Copilot for Microsoft 365. The deployment efforts we describe in this chapter correspond to the "Get ready" and "Onboard and engage" phases of our "Readiness" workstream and the "Get ready" phase of our "Leadership" workstream.



Administrating an effective implementation

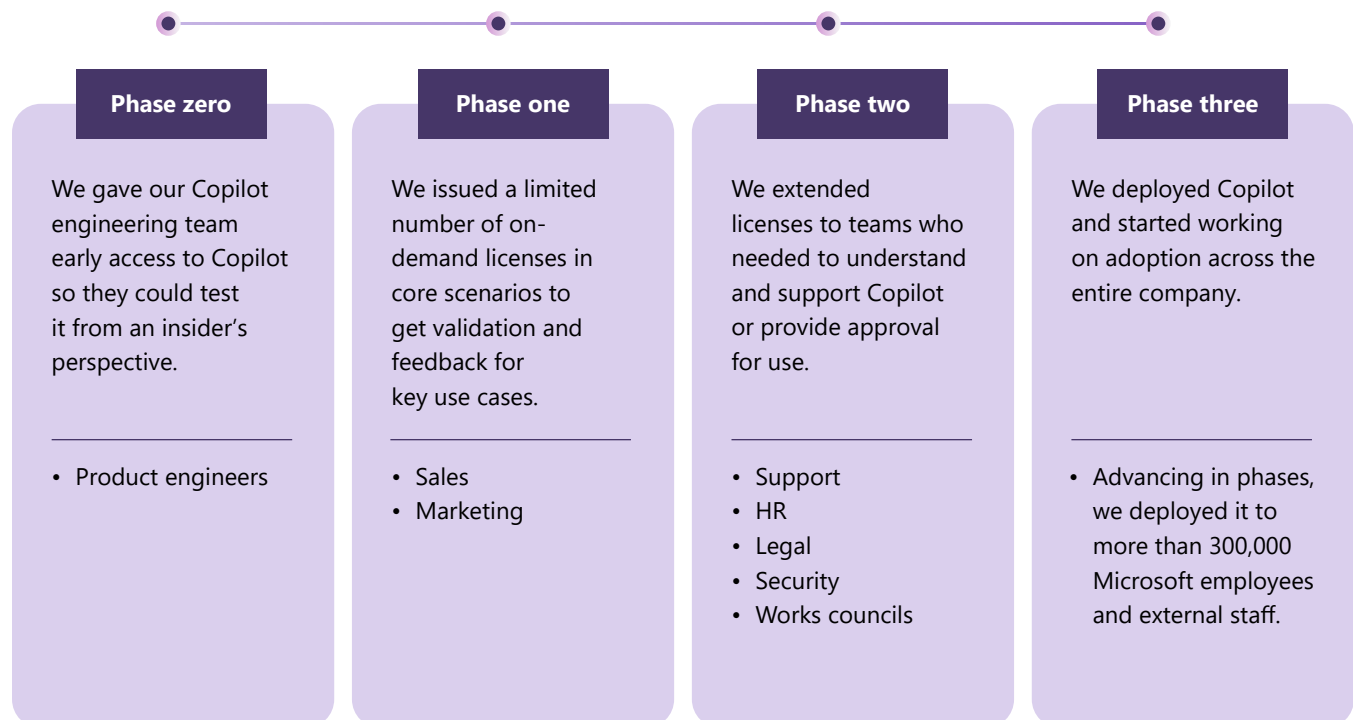
Implementing Copilot for Microsoft 365 isn't as easy as just turning on licenses and alerting your users. It takes organizational partnerships, early assessments of your concrete business needs, and careful planning.



Design for the “who”

Copilot for Microsoft 365 is a new concept in business software. At the time of our implementation, we were the first company to roll it out anywhere in the world, and our Microsoft Digital implementation team had to choose from countless ways to approach a licensing strategy—different mechanisms of licensing, automation, management, and more. Regardless of your overall approach, we’ve learned from experience that it almost always makes sense to start with pilot groups who can validate the tool and enable the rest of your organization.

For us, that looked like this:



Scaling out your licenses

After you decide on the general shape of your rollout, you can begin building your licensing strategy. Fortunately, if your organization uses Microsoft 365, you'll already have access to most of the apparatus you need. The inherent flexibility of Microsoft 365 licensing means you can easily adjust your licensing strategy as you progress based on scale, organization changes, or any other factors.

At Microsoft Digital, we started with individual licenses at the single-user level. As our implementation scaled, we tied licensing automation to Microsoft 365 groups to implement targeted licensing changes at scale. Those groups could include tailor-made subsets of employees or entire organizations within Microsoft, and we keyed our automation logic to their expanding and contracting eligibility.

We highly recommend defining a phased rollout strategy and structuring your groups accordingly. That creates accountability and gives your IT admins a crucial point of contact for understanding the licensing needs of different groups within your organization.

From Microsoft Digital's implementation experience, there are three main benefits to using groups:

- 1 Optimize licensing costs**
Create groups that reflect your business needs and goals that are aligned with your respective business sponsors. Sync your licensing status changes with your group membership changes. That way, you can assign the right licenses to the right users and adjust easily if you require frequent changes (e.g., in your early initial validation phase) and avoid paying for licenses you don't need or use.
- 2 Refine admin costs**
Group-based licensing enables your admins to assign one or more product licenses to a group. This depends on your rollout strategy and progress—your admins will be able to streamline your group setup at scale, reducing your admin overhead, which is helpful considering all the licenses you likely need to manage.
- 3 Enhance compliance and security**
This ensures that only authorized users are licensed and have access to resources, enhancing your security and compliance. Your admins can use audit logs and other Microsoft Entra services to monitor and manage your group-based licensing activities.



Pre-adoption communications

Given the excitement around AI tools, one of the biggest challenges during our phased implementation was support requests from employees not within our initial pilot groups. Most of our support requests at this stage were essentially asking, “Where’s my license?” It was a key learning for our Microsoft Digital implementation team.

You can easily avoid the issue through clear and honest communication. For example, when you alert your initial implementation groups about their Copilot access, you could simultaneously deploy “Coming soon” emails to the rest of your organization. That will help you avoid any confusion while simultaneously generating excitement and boosting general adoption when the time comes.

In the end, what’s most important is building a strategy around who should have access to Copilot, at what phase, and how you can effectively communicate that information. In addition to leadership sponsorship being especially important in later phases of adoption, it’s also crucial here as a way of identifying who should be part of pilots and subsequent cohorts. Leaders can help communicate those decisions.

The bottom line is that your IT implementation team can’t work in isolation. Communication—especially with organizational leadership—will be a key part of your licensing and implementation strategy.



Learning from Microsoft's implementation



Design for the "who"

When you determine your initial cohorts, base your decisions on which roles have the largest coverage and will provide the most relevant feedback.



Get your groups in place

Be thoughtful about your Microsoft 365 groups and make sure everyone knows who owns them and who's responsible.



Engage your support team from the start

This is a new technology, so your support teams will receive requests. Ensure they're ready by giving them early access.



Manage expectations to minimize blowback

Proactively help users understand why they have licenses or don't. Note that your rollout strategy might be subject to change.



Bring leadership on board early

Executive sponsorship isn't just useful for adoption. Leaders will also help you identify the key use cases within their organizations to determine if they belong in early rollout phases.



Product feedback at every level

Encourage feedback for employees in your early implementation phases, because that will guide your wider adoption efforts.

Deployment checklist: Implementation

This checklist reflects Microsoft Digital's learnings as we worked through Microsoft's internal implementation and admin process.

① Get ready

- Perform the Copilot for Microsoft 365 optimization assessment.
- Identify key implementation phases and groups.
- Secure leadership involvement.
- Build out your implementation plan and map it to a licensing strategy.

② Onboard and engage

- Assemble groups and assign responsibilities.
- Build an automated Microsoft 365 licensing management workflow.
- Enable reports roles for Copilot for Microsoft 365 reports and the Copilot dashboard.
- Assign licenses and configure them using the setup guide.
- Analyze pilot data:
 - Access in-app feedback.
 - Facilitate feedback sessions.
 - Analyze usage reports.
- Deploy communications: For strategy around this element, see the next section.



How we did it at Microsoft

Use these assets to guide your own deployment and adoption—they represent how we did things here in Microsoft Digital.



[Read our signature story on deploying Copilot for Microsoft 365 internally here at Microsoft.](#)

This is the story we published after our Microsoft Digital team finished our Copilot deployment here at Microsoft.

[↓ Download your own copy here.](#)



More guidance for you

Here are more assets that we found useful.

Support for implementation teams

- [Conduct the Copilot for Microsoft 365 Optimization Assessment](#) to understand your level of AI adoption and chart your course.
- [Work through this learning path](#) to understand Copilot and how to ensure security and compliance.
- [Work through this learning path](#) to understand Copilot's licensing and administration implications.
- [Watch this video](#) to get ready for your Copilot deployment.
- [Access the Copilot scenario library](#) to understand different user needs and licensing scenarios.

Find these resources and more at adoption.microsoft.com.

Downloadable implementation assets

We've adapted these assets from Microsoft Digital's deployment material so you can use them within your organization.

- [Read our technical readiness guide.](#)
- [Take a look at our training content map.](#)
- [Review our self-service deployment guide.](#)

Find further downloadable assets to support your governance efforts in the appendix.

Follow along to learn from Microsoft Digital's experience and capture the benefits that Copilot has to offer your employees and your organization.

Jump to:

Chapter 1: Getting governance right

Chapter 3: Driving adoption to capture value

Chapter 4: Building a foundation for support

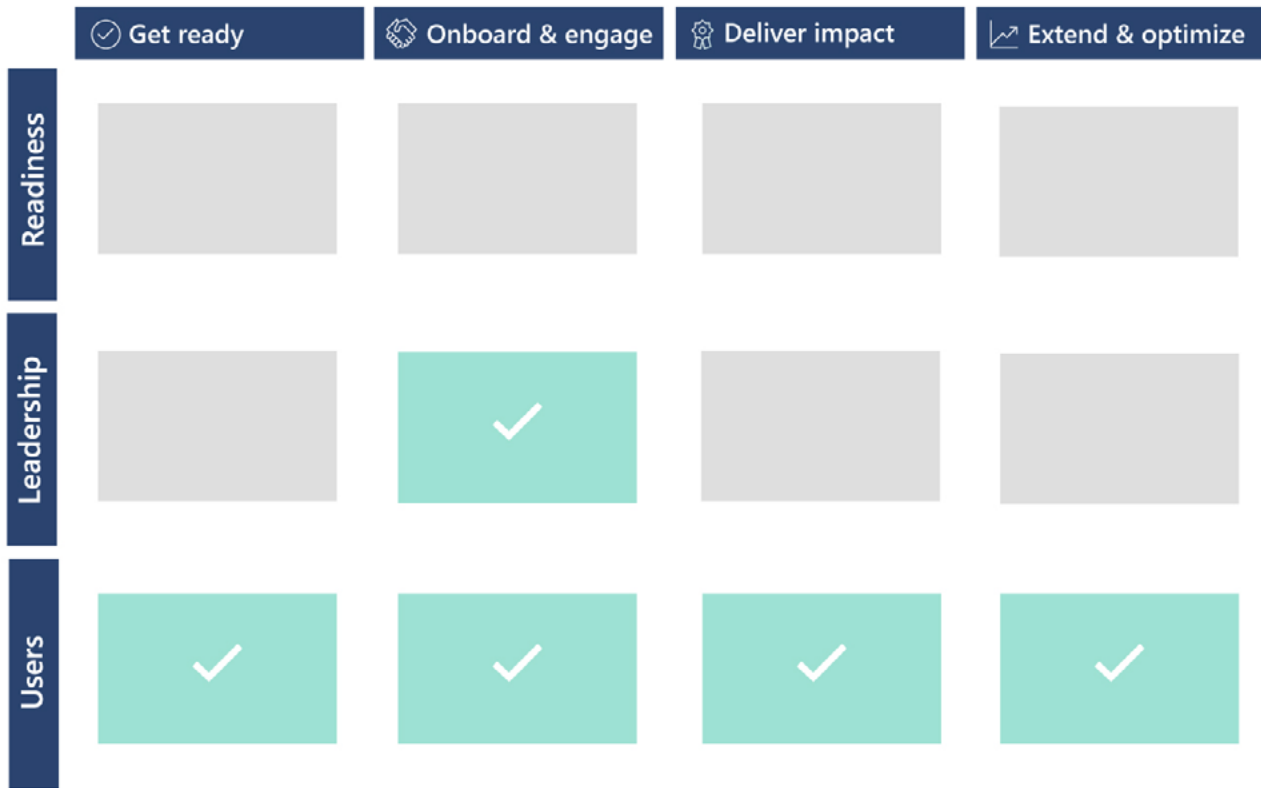
Appendix: Downloadable assets to support your deployment

03/

Driving adoption to capture value

Getting the most out of Copilot for Microsoft 365 by meeting employees where they work and how they learn





Microsoft Digital's adoption efforts encompassed all four phases of the user enablement workstream within our Copilot for Microsoft 365 deployment framework.



Effective adoption: From readiness to empowerment

The fact that your employees are excited to try out a powerful new technology platform isn't enough. We found that you need strategic, coordinated change management efforts to drive Copilot for Microsoft 365 adoption.

That way, you can be sure to get your employees onboard at the right time in the ways that you want—the idea is to give them freedom to be themselves with proper guardrails.

Consider breaking your company-wide adoption into cohorts, for example, subsidiaries or business groups. We divided our adoption along two vectors: internal organizations like legal or sales and marketing, and regions like North America or Europe. Different cohorts have different focuses, but the strategy is similar.



Get ready

Identify and prioritize adoption scenarios and supporting resources.



Onboard and engage

Build and launch your adoption plan.



Deliver impact

Encourage usage and remove obstacles that could drive down satisfaction.



Extend and optimize

Measure success and find opportunities to drive usage over time.

Effective change management needs careful planning. Our adoption efforts took inspiration [from the Microsoft Engagement Framework](#), which we've developed specially for driving adoption of our products. If you're an adoption specialist or change manager, you might notice similarities with [Prosci's ADKAR model](#), which progresses through awareness, desire, knowledge, ability, and reinforcement.

Whichever framework you choose, the techniques we use here at Microsoft will apply. Either way, the process starts with your people.



Get ready

Begin by working with your company-wide adoption leads, then identify members of your target cohorts who will support the adoption, including change managers, leadership sponsors, and employee champions.

Champions will be crucial to your adoption by filling several powerful roles:

- Pinpointing key usage scenarios for Copilot based on their cohort's culture or processes.
- Deciding on the best methods of communication.
- Providing insights that help adoption leaders build out their rollout plans.
- Most importantly, demonstrating the value of Copilot and showing their peers how powerful this tool can be in their day-to-day work.

When champions socialize their tips and tricks, our experience at Microsoft Digital has revealed that it's best to share specific prompts and the value they provided as a concrete entry point for users. For example, a champion could say, "I saved three hours drafting this sales script in Microsoft Word using this prompt," then share their Copilot prompt as a place for peers to start.

Works councils also play a key role at this stage. They offer the benefit of local cultural expertise and can help you identify challenges employees face in their jurisdictions. Even something as simple as understanding proper modes of address helps smooth the road to adoption through effective communication.

Each set of stakeholders has a role to play leading your own rollout. We recommend using [Microsoft Copilot adoption resources](#) to build out your own adoption plan.



Onboard and Engage

At Microsoft, we implemented this phase across each adoption cohort. Because every group will have its own champions and leadership sponsors, it's important to treat each of them as its own organization, with its own unique adoption needs.

In advance of our general rollout, we deployed jump-start communications with links to learning opportunities:

- **Localized training** took the form of *Power Hours* in different languages and time zones. These training sessions demonstrated key Copilot scenarios across Microsoft 365 apps.
- **Self-learn assets** included user quick-start guides, demo videos, and [Microsoft Viva Learning modules](#) to accommodate different learning styles and preferences.

From our experience at Microsoft Digital, pre-rollout communications fulfill two needs. First, this messaging is a great opportunity to launch your champion communities because early access to Copilot licenses and learning material helps peer leaders build their expertise. Second, these communications build your general adoption population's desire and excitement for their incoming Copilot licenses, then prepare them to hit the ground running when they finally get

access. Clear messaging also helps ward off questions from eager employees asking why they don't have licenses yet.

After your Copilot licenses are live, your launch-day welcome communications are relatively simple. Just invite employees to access Copilot, play with this new tool, and start to experiment with how it can fit into their work. It's also helpful to include information about where employees can get support. There are many possible vectors for deploying these communications, but a multi-pronged effort that includes [Microsoft Viva Amplify](#) will deliver the maximum impact.

For support in building out your own communication plan, our adoption team has created a user [onboarding kit for Copilot](#). These ready-to-send emails and community posts can help you onboard and engage your users.



Deliver Impact

After everyone has access, it's time to promote Copilot usage and ensure your employees are getting the best possible experience and most value. For Microsoft's cohorts, employee champions and leadership sponsors were essential levers.

It's important to remember that Copilot isn't just another tool. It introduces a whole new way of working within employees' trusted apps. At Microsoft Digital, we took great care to encourage employees to be adventurous and lean into a mindset shift to see it as part of their daily work—not just something they play with when there's time.

[Microsoft Viva Engage](#) or a similar employee communication platform is a helpful forum for peer community support. In our case, it provided an organic space for champions to share their expertise and change managers to provide further recommendations and adoption content. For employees who explore best on their own, [Copilot Lab provides in-the-flow learning opportunities to build their prompt skills](#).

Meanwhile, leadership sponsors diversified our communications strategy by deploying and amplifying messaging through executive channels like org-wide emails or [Microsoft Viva Amplify](#). Because we broke our adoption out by both organization and region, employees benefited from two sets of communications, each focusing on different scenarios.



Extend and Optimize

Finally, successful adoption depends on measurement, feedback, and listening.

Understanding overall usage patterns and impact is crucial to optimizing usage. Our Microsoft Digital team used a combination of controlled feature rollout (CFR) technology while tracking usage through Microsoft 365 Admin Center, the [Copilot Dashboard](#), and Viva Insights. Together, these tools gave us the visibility and tracking we needed to establish and communicate adoption patterns. Meanwhile, IT admins and user experience success managers can access simple in-app feedback through [Microsoft 365 Admin Center](#). But to really maximize value, our Microsoft Digital employee experience teams conducted listening sessions and satisfaction

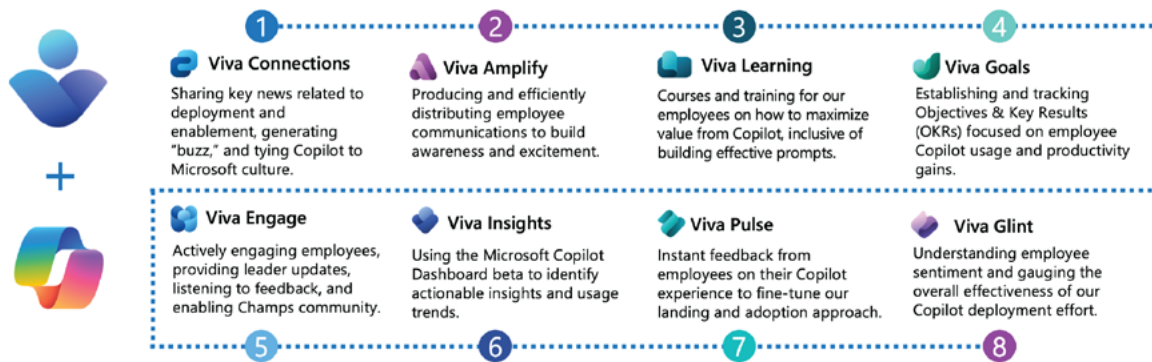
surveys.

All these insights are helping us establish a virtuous cycle to drive further value and better adoption for future rollouts, extend usage to new and high-value scenarios, incorporate Copilot into business process transformation, and understand custom line-of-business opportunities.

Driving user enablement with Microsoft Viva

Microsoft Digital used [Microsoft Viva](#) to help enable our 300,000+ global users. Microsoft Viva is an Employee Experience Platform that brings together communication and feedback, analytics, goals, and learning in one unified solution. Microsoft Digital used Viva across a range of change management scenarios, including building awareness, communicating with our employees, providing access to readiness and learning resources, and measuring the impact of our deployment.

Accelerating Copilot for Microsoft 365 adoption with Viva



We're using Microsoft Viva to power employee adoption of Copilot for Microsoft 365 here at Microsoft.

Learning from Microsoft's adoption of Copilot



Cascade adoption efforts through localization

Regional differences, priorities, even time zones—they can all block your centralization efforts. Your insider adoption leaders within each adoption cohort can help.



Empower your employee champions with trust

Monitor your user-led adoption communities at the start to provide support. As this community of power users becomes product experts, they'll take over.



Empower employees as innovators

You'll be surprised by what your employees dream up. Provide every opportunity for them to share their favorite tips and usage scenarios.



Create excitement, but set expectations

Encourage a healthy mindset around what Copilot can accomplish and where it fits. Don't overpromise.



Gamify learning to build engagement and experience

Friendly competitions or cooperative challenges like prompt-a-thons generate excitement and invite creativity.



Understand that for many, AI is emotional

Overcome AI hesitancy by encouraging employees to tackle easy tasks with Copilot assistance. That will help minimize reluctance through practice.

Deployment checklist: Adoption

This checklist reflects Microsoft Digital's learnings while deploying Copilot at Microsoft and can act as a guide while you build out and implement your adoption plan.

① Get ready

- Identify and ramp up the person who will lead adoption for your organization.
- Create an adoption team and identify who will lead each workstream within each cohort, including:
 - Change managers
 - Executive sponsors
 - Employee champions
- Conduct a kickoff meeting with your adoption team and set up a meeting cadence and workflow.
- [Create an AI council to guide how you use AI: Here's how we did it here at Microsoft.](#)
- Define your responsible AI principles: For inspiration, review [Microsoft's Responsible AI Standards](#).
- Identify users and usage within your cohorts:
 - Pinpoint key usage scenarios, for example CRM-connected email communication for salespeople or customer-facing copy support for marketers.
 - Identify cohort-specific personas, for example software engineers, customer support specialists, and business operations project managers.
 - Determine communication preferences for each cohort and their personas and optimize messaging for each.
 - Define success criteria with KPIs and a success measurement plan.
- Examples include usage by app or feature and user sentiment.
- Complete user enablement strategy training.
- Define a user experience and feedback strategy.
- Build deployment communications and an enablement asset library.
 - Localize for international audiences.

② Onboard and engage

- Deploy readiness communications with onboarding content:
 - Led by cohort adoption team.
 - Led and amplified by leadership sponsors.
- Launch champion communities.
- Deploy launch communications.
 - Led by cohort adoption team.
 - Led and amplified by leadership sponsors.
- Socialize employee engagement communities.
- Run live learning sessions.
- Provide self-learning opportunities.
- Upscale the working environment with digital banners, posters, and other promotional materials to help employees visualize Copilot.

3 Deliver impact

- Promote usage through internal cohort channels:
 - Follow-up communications
 - Viva Engage champion posts
- Report on KPI success at predetermined intervals.
- Facilitate listening:
 - Satisfaction surveys
 - Listening sessions
- Gather and amplify success stories.
- Apply learnings to further adoption activities.
- Nurture existing champions through a technical training track.
- Develop reinforcement, resistance, and maintenance plans.

4 Extend and optimize

- Explore new high-value scenarios.
- Investigate business process transformation via Copilot Studio, plugins, and connectors.
- Source custom line-of-business opportunities.



How we did it at Microsoft

Use these assets to guide your own deployment and adoption—they represent how we did things here in Microsoft Digital.



[Check out and download our tool kit for communicating with your employees about your Copilot for Microsoft 365 deployment.](#) This kit was developed by our internal IT Communications team here in Microsoft Digital and is now being used by the product group to help customers like you.



[Download our guide on using Microsoft Viva Amplify to manage your deployment and adoption communications.](#) This is based on learnings from our internal IT Communications team.



[Download our “Did you know” campaign guide, which shows you how we are using intriguing Copilot capabilities to drive interest in the product.](#) This guide is based on a “Did you know” campaign our team run by our team here in Microsoft Digital.



[Download our guide for creating a community of champions to help you deploy Copilot.](#) This is based on what we learned from having our internal champions help us deploy Copilot here at Microsoft.



More guidance for you

Here are more assets that we found useful.

Support for adoption leaders

- [Access the Copilot scenario library](#) to understand different user needs and opportunities.
- Gain insights from the [Microsoft Copilot dashboard from Viva Insights](#).
- Deepen Copilot engagement through [Microsoft's Modern Collaboration Architecture \(MOCA\)](#).
- Take part in user enablement strategy training or watch the session on demand.

Resources for business users

- Help users improve their prompts through the [Copilot Lab](#).
- Offer a training opportunity to employees through a [Microsoft Learn module](#).
- Provide a link to [Copilot for Microsoft 365 user help and training](#).
- Give your employees a leg up on creating AI prompts with [this blog post](#) and [this downloadable resource](#).
- [Share this video](#) to explain Copilot experiences to employees.

Find these resources and more at adoption.microsoft.com.

Downloadable adoption assets

We've adapted these assets from Microsoft Digital's deployment material so you can use them within your organization.

- [Read our user enablement guide](#).
- [Check out our Copilot for Microsoft 365 Communications plan](#).
- [Look at our user experience strategy document](#).
- [Download our Copilot training kit](#).
- [Review our top ten things to try first in Copilot list](#).

Find further downloadable assets to support your adoption efforts in the appendix.

Follow along to learn from Microsoft Digital's experience and capture the benefits that Copilot has to offer your employees and your organization.

Jump to:

Chapter 1: Getting governance right

Chapter 2: Implementation with intention

Chapter 4: Building a foundation for support

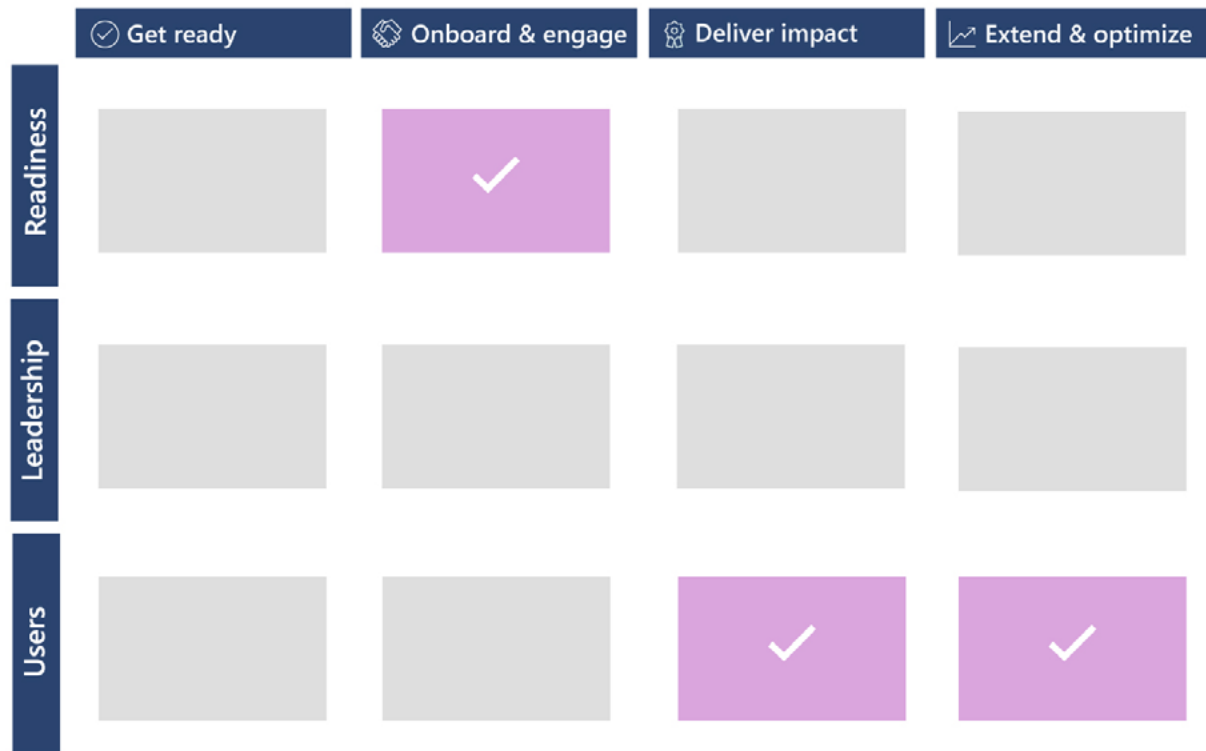
Appendix: Downloadable assets to support your deployment

04/

Building a foundation for support

Readying your support teams to create the best possible experience for employees





Microsoft Digital's support readiness efforts encompassed the "Onboard and engage" phase of the user enablement portion and the "Deliver impact" and "Extend and optimize" phases of the technical readiness workstream within our Copilot for Microsoft 365 deployment framework.

Setting support up for success

Empowering employees means making sure they have access to the right support channels—especially if they have concerns with a new technology. The fact that Copilot operates across a wide spectrum of Microsoft 365 apps adds complexity to your support apparatus.

As a result, it's important to give your support teams early access along with your earliest pilot implementations. For Microsoft Digital, that included members of our internal support teams who help Microsoft employees when they run into technical issues, as well as our Customer Experience and Support team that engages with external customers to troubleshoot problems with new Microsoft products. We also invited subject matter experts for Microsoft 365 apps featuring Copilot experiences, including Teams, Outlook, and more.

A small group of users across both internal and external support teams, as well as our Microsoft 365 subject matter experts, gained access at first, and we encouraged them to experiment and try to break features. This was a crucial learning phase for Microsoft Digital, because it surfaced interesting issues that wouldn't come up if our teams didn't have access and an opportunity to experiment.

Building insights and product experience was step one, but we needed to collect that knowledge so it would be actionable in real situations. To accomplish that, we created a special Teams channel where our support team members collaborate with pilot users of Copilot and with representatives of the product group. From there, we worked with marketing and communications professionals to start building our support team's knowledge base, which would also serve as the foundation for our user-facing content.

Eventually, the time came to provide access to our wider support team. At that point, our support pilot members operated as learning leaders. When it came time to share their knowledge, it took the form of informal brown-bag sessions. We also engaged in shadow/reverse-shadow role-playing exercises so our support agents could practice addressing common issues.



Available

Highly available and in-context support should deliver both self-help and assisted experiences wherever and however the user needs them.



Consistent

Coherent and seamless access to support across the entire journey eliminates frustration and keeps the experience consistent.



Contextual

Base your support experience on where the user is and what they're trying to accomplish.



Personal

Anchor support in a user's goals and preferences.

Strategizing for support

Building experience and knowledge is one thing, but coming up with your approach to support requires planning and a strong idea of your users' ideal experience. At Microsoft Digital, we take a "shift-left" approach. That means we save our human support staff time by attempting to create excellent self-service options for our users. As a result, they won't need to access a human agent unless they're at a genuine impasse.

Shift-left principles can apply to many different support contexts, but with Copilot, we've found that the most important upfront action is ensuring your employees have accessible self-service support channels and communicating their availability. That might come through in-app support or access to knowledge bases.

Work with your adoption teams to ensure they include those self-service support vectors in their rollout communications. For us, self-service was able to answer many of our users' questions, and for any extra-tricky issues, we had them access human-led support.

Seven things we learned preparing our Copilot support



Preliminary access

Select your initial support specialists. Include people with different Microsoft 365 app focuses, support tiers, and service audiences.



Communication hub

Establish a community space where your support team can connect and collaborate on issues. Invite non-support professionals as needed.



Knowledge base

Start a collaborative document and add learnings. This will eventually evolve into your knowledge base for internal support.



Widen access

Host information sessions with the wider support team and extend access so all relevant support professionals can ramp up.



Rehearse

Conduct role-playing and shadowing sessions so support teams can build practical knowledge and confidence.



Support go-live

Get your support resources and processes ready and push them live in advance of your Copilot deployment. Consider a dry run.



Track

Determine a tracking cadence and gather data on Copilot issues that arise so support teams can identify trending issues and tickets.

Common questions, issues, and resolutions

As the first enterprise organization to go through the Copilot deployment process, we've identified a few challenges and questions you might have. Feel free to add these to your support knowledge base and employee-facing communications.

We're getting questions about why particular employees don't have licenses.

Ideally, your adoption communication waves solve this issue by alerting employees when they will get their licenses. Otherwise, consider having a readily available link answering licensing questions for users or directing them to their relevant managers or admins. You can also automate this process.

Users are coming to us with questions that would be better served by adoption and employee material, and that isn't our role as support.

Work with your adoption team to preempt these issues with proactive communications. Update your self-help content and provide your support agents with ready access to different employee education resources, including your user-facing knowledge base, self-help videos, and Viva Engage communities focused on Copilot.

Teams are looking for integration support. Where do I send them?

Share this [list of prebuilt connectors](#) to help your users integrate various data sources into your Microsoft Graph. This list shares the [types of content supported](#).

Can employees put confidential information into Copilot?

As long as your employees are signed in to Copilot with their Entra ID, they can enter confidential information.

My organization has concerns about who owns the IP that Copilot generates. Does the Microsoft Customer Copyright Commitment apply to Copilot?

Microsoft does not own the IP generated by Copilot. [Our universal terms](#) state "Microsoft does not own customers' output content." Those terms also include our Customer Copyright Commitment.

What's the best way to verify the accuracy of the information Copilot provides?

Where possible, Copilot is transparent about where it sources responses. It answers complex questions by distilling information from multiple web sources into a single response. Copilot provides linked citations to these answers so the user can verify further.

Deployment checklist: Support

This list shares Microsoft Digital's internal learnings and processes during our internal rollout. Consider incorporating these steps into your own support team preparations.

1 Onboard and engage your support team

- Start with a small set of support leaders:
 - General support
 - Microsoft 365 product specialists
- Establish a Teams Channel for communication and knowledge sharing.
- Create a collaborative knowledge base foundation.
- Widen access to the full Copilot support team.
- Train your full support team:
 - Conduct information sessions.
 - Conduct role-playing exercises.
- Establish your escalation process.
- Engage your internal communications team:
 - Finalize your user-facing knowledge base.
 - Discuss the inclusion of knowledge base material and the support process in rollout communications.

2 Deliver impact for your users

- Signal support availability in user communities on Viva Engage and other platforms.
- Publish your user-facing knowledge base.
- Establish self-service automations if applicable.

3 Extend and optimize your services

- Review support issues and product feedback.
- Calibrate the optimization of your support workflows.





How we did it at Microsoft

Use these assets to guide your own deployment and adoption—they represent how we did things here in Microsoft Digital



[Read how we're using AI to transform our Support business here at Microsoft.](#) This article is shares how our Support team in Microsoft Digital is using AI to transform the business from end to end.



More guidance for you

Here are more assets that we found useful.

Resources for support teams

- [Explore our Copilot for Microsoft 365 documentation.](#)
- [Read up on how to enable your users with this Microsoft Learn content.](#)
- [Build your knowledge with this Microsoft Learn course.](#)
- [Read this blog post to learn more about how Copilot works.](#)
- [Review our frequently asked questions about Copilot tips list.](#)
- [Read our user experience strategy document.](#)

Find these resources and more at adoption.microsoft.com.

Downloadable support assets

We've adapted these assets from Microsoft Digital's deployment material so you can use them within your organization.

- [Review our technical readiness guide.](#)
- [Take a look at our training content map.](#)
- [Read our user experience strategy document.](#)

Find further downloadable assets in the appendix.

Follow along to learn from Microsoft Digital's experience and capture the benefits that Copilot has to offer your employees and your organization.

Jump to:

Intro: Deploying Copilot for Microsoft 365

Chapter 1: Getting governance right

Chapter 2: Implementation with intention

Chapter 4: Building a foundation for support

Appendix: Downloadable assets to support your deployment

Conclusion: Applying our deployment lessons at your company

You've learned from our Copilot deployment—now it's time to get started on yours



“

Deploying Microsoft Copilot internally has inspired us to dive deeper into the power of AI assistance, which is enabling us to enhance our employee experience,”

says Claire Sisson, principal group product manager at Microsoft and leader of the team that deployed Copilot for Microsoft 365 here at Microsoft. “With the lessons we learned from our deployment, we’re confident that we can support businesses around the world achieve more through the next generation of intelligent experiences.”



Embarking on your Copilot for Microsoft 365 deployment journey might seem daunting, but by capitalizing on the lessons that we have learned from our internal deployment, you can both speed up the process and avoid any pitfalls. By anchoring your work in careful planning and using the steps and resources provided in this guide, you can unleash a new era of productivity through Copilot.

You’re not in this alone. If you’re looking for support or knowledge on any aspect of your deployment, reach out to our customer success team.

For inspiration around ways that Copilot for Microsoft 365 can become your employees’ AI assistant at work, read stories about how we’re using AI within Microsoft Digital and Microsoft as a whole.

Was this guide useful to you? [Please share your feedback here.](#)



[Powering a generational shift in IT at Microsoft with AI](#)



[Deploying Copilot for Microsoft 365 internally at Microsoft](#)



[Transforming Microsoft’s enterprise IT infrastructure with AI](#)

Appendix

Downloadable assets adapted from Microsoft's internal deployment content



How we did it at Microsoft

The Microsoft Digital team created assets for internal Microsoft use throughout our deployment. We've adapted them for your use, so you don't have to reinvent the wheel.



[Learn how we're getting the most out of generative AI at Microsoft with good governance.](#)

↓ [Download your own copy here.](#)



[Check out how we're using sensitivity labels to empower our employees while making Microsoft more secure.](#)

↓ [Download your own copy here.](#)



[Read our signature story on deploying Copilot for Microsoft 365 internally here at Microsoft.](#)

↓ [Download your own copy here.](#)



[Download our template for communicating with your employees about your Copilot for Microsoft 365 deployment.](#)



[Download our guide on using Microsoft Viva Amplify to manage your deployment and adoption communications.](#)



[Read how we're using AI to transform our Support business here at Microsoft.](#) This article is shares how our Support team in Microsoft Digital is using AI to transform the business from end to end.

↓ [Download your own copy here.](#)



More guidance for you

Here are more assets that we found useful.

Universal

- [Download the Copilot Success Kit.](#)
- [Review our technical readiness guide.](#)
- [Take a look at our training content map.](#)

Governance

- [Conduct the Copilot for Microsoft 365 Optimization Assessment](#) to understand your level of AI adoption and chart your course.
- [Access Microsoft Learn documentation](#) to learn about data, privacy, security, and Zero Trust principles.
- [Work through this learning path](#) to understand Copilot and how to ensure security and compliance.
- [Watch this video](#) to get ready for your Copilot deployment.

Implementation

- [Conduct the Copilot for Microsoft 365 Optimization Assessment](#) to understand your level of AI adoption and chart your course.
- [Work through this learning path](#) to understand Copilot and how to ensure security and compliance.
- [Work through this learning path](#) to understand Copilot's licensing and administration implications.
- [Watch this video](#) to get ready for your Copilot deployment.
- [Access the Copilot scenario library](#) to understand different user needs and licensing scenarios.



More guidance for you

Here are more assets that we found useful.

Adoption

- [Read our user enablement guide.](#)
- [Check out our Copilot for Microsoft 365 Communications plan.](#)
- [Look at our user experience strategy document.](#)
- [Read our Copilot training kit.](#)
- [Review our top ten things to try first in Copilot tips sheet.](#)
- [Download our user onboarding toolkit.](#)
- [Review our customizable scenario library.](#)

Support readiness

- [Explore our Copilot for Microsoft 365 documentation.](#)
- [Read up on how to enable your users with this Microsoft Learn content.](#)
- [Build your knowledge with this Microsoft Learn course.](#)
- [Read this blog post to learn more about how Copilot works.](#)
- [Review our frequently asked questions about Copilot tips list.](#)
- [Read our user experience strategy document.](#)

Follow along to learn from Microsoft Digital's experience and capture the benefits that Copilot has to offer your employees and your organization.

Jump back to:

Intro: Deploying Copilot for Microsoft 365

Chapter 1: Getting governance right

Chapter 2: Implementation with intention

Chapter 4: Building a foundation for support

Appendix: Downloadable assets to support your deployment



©2024 Microsoft Corporation. All rights reserved. This document is provided "as-is." Information and views expressed in this document, including URL and other Internet website references, may change without notice. You bear the risk of using it. This document does not provide you with any legal rights to any intellectual property in any Microsoft product. You may copy and use this document for your internal, reference purposes.