



OnVUE Candidate Technical Requirements




Corporate Networking Personnel should continue to page 5 for [Advanced Networking Requirements](#).

Pearson strongly recommends using equipment that meets or exceeds the Recommended Specifications. The minimum requirements will change periodically based on the needs of our exam sponsors.

REQUIREMENT	SPECIFICATIONS
<p>Operating System</p>	<p>Windows 11 and 10 (64-bit) – (excluding ‘S Mode’)</p> <p>macOS 13 and above – (excluding beta versions)</p> <p> Note:</p> <p>MacOS, starting with Mojave, now requires permission from the user to allow any hardware access to an application, which includes OnVUE (proctorapp). Candidates should be prompted to allow this application.</p> <p> Note:</p> <p>Windows Operating Systems must pass Genuine Windows Validation.</p> <p>Unsupported operating systems:</p> <ul style="list-style-type: none"> • Windows 8/8.1, Windows 7, Windows XP, and Windows Vista • Linux/Unix and Chrome based Operating Systems
<p>Firewall</p>	<p>Corporate firewalls should be avoided as they often cause this delivery method to fail.</p> <p>VPNs and proxies should not be used.</p> <p>We recommend testing on a personal computer. Work computers generally have more restrictions that may prevent successful delivery.</p>

OnVUE Candidate Technical Requirements

REQUIREMENT	SPECIFICATIONS
RAM	Required: OS specified Minimum RAM Recommended: 4 GB RAM or more
Display	Minimum Resolution: 1024 x 768 in 16-bit color . Recommended Resolution: 1920 x 1080 or higher in 32-bit color . If using an external monitor, you must close your laptop and use an external keyboard, mouse, and webcam. Multiple monitors are forbidden. Touch screens are strictly forbidden.
Internet browsers	The newest versions of Microsoft Edge , Safari , Chrome , and Firefox , for web registrations or downloading the secure browser.
Internet connection	For optimal performance, a reliable and stable connection speed of 12 Mbps down and 3 Mbps up is required. We recommend testing on a wired network as opposed to a wireless network. If testing from home, ask others within the household to avoid internet use during your exam session.

REQUIREMENT	SPECIFICATIONS
Webcam	<p>The webcam may be internal or external. The webcam must be forward-facing and at eye level to ensure your head and shoulders are visible within the webcam. The webcam must remain in front of you and cannot be placed at an angle. Webcam filters are not allowed (for example, Apple's 'Reactions').</p> <p>Webcam must have a minimum resolution of 640x480 @ 10 fps.</p> <p> Note:</p> <p>Mobile phones are strictly prohibited as a webcam for exam delivery.</p> <p> Note:</p> <p>Mac OS users may need to allow OnVUE within their System Preferences: Security & Privacy: Privacy settings for camera.</p>
Sound and microphone	<p>Verify the audio and microphone are not muted.</p> <p>Headphones and headsets (wired or Bluetooth) are not allowed unless explicitly approved by your test sponsor.</p> <p> Note:</p> <p>Mac OS users may need to allow OnVUE within their System Preferences: Security & Privacy: Privacy settings for microphone.</p>
Browser settings	<p>Internet Cookies must be enabled.</p>
Device	<p>All tablets are strictly prohibited, unless they have a physical keyboard and meet the operating system requirements mentioned earlier.</p>

OnVUE Candidate Technical Requirements

REQUIREMENT	SPECIFICATIONS
Power	Make sure you are connected to a power source before starting your exam to avoid draining your battery during the exam.
Mobile phone	<p>You may have the option to use your mobile phone to complete the check-in process. The mobile must meet the following requirements:</p> <ul style="list-style-type: none">• Android (11+, Chrome) or IOS (15+, Safari) operating systems• A functioning camera with a stable internet connection (mobile phone is only used for completing admission steps, and must not be used during the exam) <p>A mobile phone is used only for completing admission steps and must not be used during the exam. After completing the check-in steps, please place the mobile phone where it is not accessible to you during the exam. As a reminder, phones are a prohibited item and should not be within your reach or visible to you while sitting in front of your computer.</p>

Mac special note



Note

Starting with **Mojave**, Mac OS users are required to grant permission to applications that need hardware access, which includes OnVUE. Candidates should be prompted to allow this application.

If candidates deny OnVUE the first time, they will not be prompted again and must manually grant permission through **System Preferences**. In **System Preferences**, they must allow OnVUE within the **Security & Privacy: Privacy** settings for **Microphone** and **Camera**. Additionally, OnVUE may require permission for **Automation** and **Input Monitoring**.

These technical requirements apply to any candidate taking an exam from their office or a location with a network administrator who controls the hardware, delivery software, network configurations (firewalls, etc.), or a combination of these variables that will impact the exam experience.



Note

Most candidates will not be required to make any changes to successfully take Online Proctored exams.

OnVUE advanced technical requirements for the networking professional

This information below describes a full set of technical requirements and configuration settings necessary for delivering **Online Proctored** exams using OnVUE and Pearson VUE Browser Lock or Pearson ITS Secure Browser. The configuration settings and technical requirements described are targeted at an audience of mid to higher level technical skill.

These configuration settings and requirements should only be implemented if you are confident that you understand and can implement these settings and configuration changes. If you do not understand these configuration settings and requirements **DO NOT make changes without first consulting with a Technology Professional.**

OnVUE Candidate Technical Requirements

Required configurations

- **Recommended:** Ensure any security software will not block execution of JavaScript.
- The following URLs may need to be added as trusted sites under Internet Settings. This can be done by going to the **Control Panel | Internet Options | Security** tab. Select **Trusted Sites**. Click the **Sites** button and add the following items to the list of websites. You may need to deselect the **Require server verification (https:) for all sites in this zone** option.
 - https://*.pearson.com
 - https://*.pearsonvue.com
 - https://*.proctorcam.com
 - https://*.programworkshop.com
 - https://*.programworkshop2.com
 - https://*.starttest.com
 - https://*.starttest2.com
 - https://*.startpractice.com
 - https://*.gettesting.com
 - https://*.verifyreadiness.com
 - https://*.twilio.com
 - https://*.pvue2.com
 - https://*.ably.io
 - https://*.ably-realtime.com
 - https://*.wowza.com
 - https://*.onvue.com



Warning

Sometimes it works better on certain systems if you add them in one of these fashions:

1. https://starttest.com
2. *.starttest.com*
3. *.programworkshop.com*

Network and domain level configuration settings

This section describes the configuration settings necessary on the LAN / WAN used for IBT Exam Delivery. A moderate to high level of technical skill may be necessary to comply with these settings. **DO NOT make changes that you do not understand** without first consulting a Technology Professional.

- **Pearson Strongly Recommends** using a wired network rather than a wireless network, as it provides better exam delivery performance.
- **Pearson Strongly Recommends** avoiding network configurations involving **Advanced Firewall Security Configurations**, and other network security measures such as but not limited to **Packet Filtering or Packet Inspection**. These advanced security configurations are known to cause moderate to severe degradation in exam delivery performance.
- **Pearson prohibits** the use of **VPNs** and **Proxy servers** during exam delivery.
- For **Pearson exams** Port **80** (HTTP), Port **443** (HTTPS), and Port **1935** (video streaming) must have sustained continuous connections. Traffic on these ports should be completely unrestricted.

Troubleshooting tips for system administrators

If you are having a problem with our secure browser, Pearson VUE Browser Lock, please note the following:

- Browser Lock is intended to prevent software from running, such as Photoshop or other screen capture software, screen sharing, or mirroring software, and it prevents key shortcuts that would allow you to switch applications or use software that is not allowed during your exam.
- Most software can be shut down on a Microsoft Windows computer on the **Task Manager | Processes** tab, but some might be located under **Task Manager | Services**. Browser Lock is also designed to let accessibility software such as screen readers or magnification software run with an accommodation.

If your employees are encountering problems with our secure browser, or if your employees are experiencing issues with an application, please fill out the [Corporate Network Application Requests](#) form.