

GLOBAL COVERAGE

Forecasts are available for up to 400 industries per country in **more than 40** countries. Statista covers **90% of the world economy** and gives you access to the data you need for understanding historic and future trends, expanding your analysis capabilities through our unique and vast range of statistics.

MAJOR INDUSTRIES

Our data sources cover industries of the following sectors: **manufacturing, wholesale and retail, and transport and storage.** Our web platform provides you with access to all the individual datasets. Data is available at a detailed sub-division level to give you in-depth insight into the trends found within industrial sectors.

DATA RELIABILITY

Statista's forecast model is based on highly effective mathematical modelling techniques rooted in economic theory that combine a thorough understanding of patterns in historic data with drivers to give an estimate of future trends. Moreover, the data comes from reliable highquality sources from the national statistics offices of each country.

EASY TO ACCESS

Navigate between countries and industries based on keywords with our search feature and filters. Our industries are based on standardized, internationally recognized classification systems that allow you to compare revenue trends and historic data with ease.

INDUSTRIES

- ▶ International, standardized classification systems:
 - **SIC** - Standard Industrial Classification
 - **NAICS** - North American Industry Classification System
 - **NACE** - Statistical Classification of Economic Activities in the European Union
- ▶ The Statista forecasts cover up to 400 industries in each country.

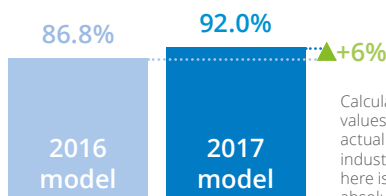
COUNTRIES

- ▶ Forecasts about the development of industries in more than 40 countries
- ▶ Historic data from the national statistics offices of each country and the central European database Eurostat

TIME

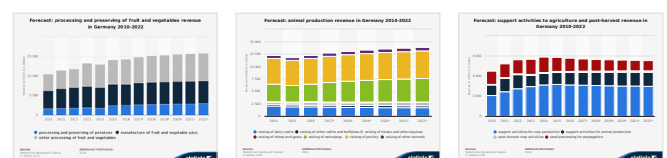
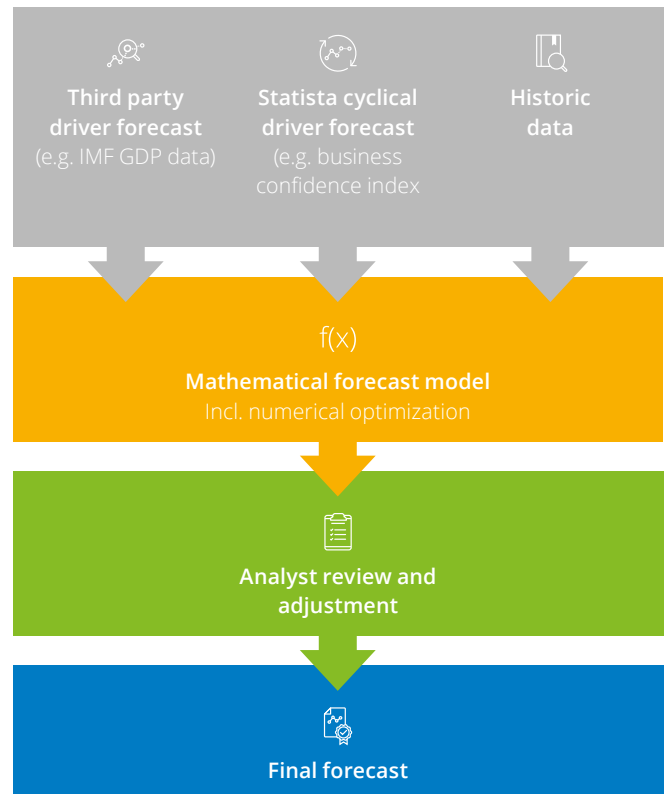
- ▶ The model uses historic data for each industry in each country from 2008 onwards.
- ▶ The forecast methodology is applied to the historic data and provides future revenue estimates up until 2020.
- ▶ The global industry forecasts are updated annually.

INCREASED ACCURACY



Calculation based on the 2014 values (latest available with actual data) for more than 8000 industries in Europe. "Accuracy" here is defined as 1-MAPE (Mean absolute percentage error).

MODEL



Contact (U.S.)
support@statista.com

Contact (Europe)
eu.support@statista.com