

UNIVERSITY OF ILLINOIS SYSTEM

POCKET FACTS

2021



UNIVERSITY OF ILLINOIS SYSTEM

Altogether Extraordinary™

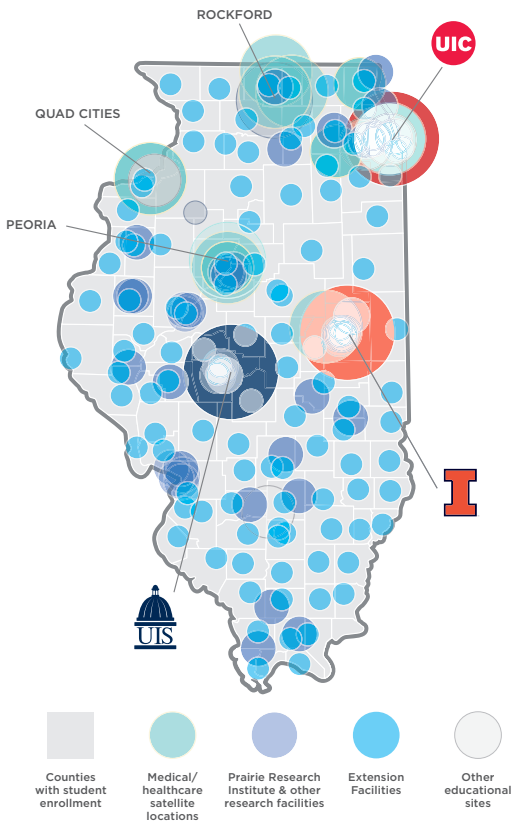
THE UNIVERSITY OF ILLINOIS SYSTEM

THE UNIVERSITY OF ILLINOIS SYSTEM IS AMONG THE PREEMINENT PUBLIC UNIVERSITY SYSTEMS IN THE NATION AND THE LARGEST COMPREHENSIVE SYSTEM OF HIGHER EDUCATION IN ILLINOIS.

Composed principally of its three best-in-class universities in Urbana-Champaign, Chicago, and Springfield, the U of I System is a powerhouse for education and discovery, and widely recognized as among the most innovative university systems in the world.

The U of I System boasts leading graduate and doctoral research centers, two medical schools, two law schools, world-class engineering and business colleges, top liberal arts colleges, an urban hospital system, regional health science campuses, and educational programs available to residents of all 102 Illinois counties.

In addition to its academic, research, public engagement, and healthcare missions, the U of I System is leading economic development efforts in the state of Illinois through unique partnerships such as the Illinois Innovation Network and the Discovery Partners Institute.



SYSTEM BY THE NUMBERS (FALL 2020)

Total Enrollment	90,343
Full-Time Equivalent Employees	
Faculty	6,505
Administrative and Professional	7,622
Support Staff	12,856
Graduate Assistant (headcount)	9,532
Degrees Awarded (2019-20)	23,024
Operating Budget*	\$6.74B
Separately Funded Research	\$883.7M
Living Alumni (Fall 2020)	791,805
Student Organizations	1,254

* Includes \$1.41 billion in payments made on behalf of the System for employee benefits and \$26.4 million for the Academic Facilities Maintenance Fund Assessment (AFMFA)

55% OF ALL ILLINOIS PUBLIC COLLEGE STUDENTS ARE ENROLLED IN THE U OF I SYSTEM

1 IN 46 ILLINOIS JOBS CONNECTED TO THE U OF I SYSTEM

76% GRADUATION RATE FOR THE SYSTEM: COMPARED TO THE NATIONAL AVERAGE OF 61%

90,000+

STUDENTS EDUCATED ANNUALLY

\$17.5B+

YEARLY CONTRIBUTION TO THE ILLINOIS ECONOMY

81%

OF UNDERGRADS ARE ILLINOIS RESIDENTS

88%

FIRST-YEAR RETENTION RATE

\$1.5B

IN ANNUAL STUDENT AID AWARDED

\$1B

TOTAL RESEARCH PORTFOLIO

TOP 25

REUTERS MOST INNOVATIVE UNIVERSITIES

800

COMMUNITY & PUBLIC SERVICE PROGRAMS

BOARD OF TRUSTEES

Ramón Cepeda, Darien, 2021
Kareem Dale, Chicago, 2023
Donald J. Edwards (Chair), Chicago, 2025
Ricardo Estrada, Chicago, 2025
Patricia Brown Holmes, Chicago, 2025
Naomi D. Jakobsson, Urbana, 2023
Stuart C. King, Champaign, 2023
Edward L. McMillan, Greenville, 2021
Jill B. Smart, Downers Grove, 2021

Members are listed with home city and date of term expiration. Three student trustees, one from each university, are elected by the student body to one-year terms. The governor serves as an ex-officio member.

EXECUTIVE OFFICERS

Timothy L. Killeen, President
Barbara J. Wilson, Executive Vice President
 and Vice President for Academic Affairs
Robert J. Jones, Chancellor/Vice President
 University of Illinois Urbana-Champaign
Michael D. Amiridis, Chancellor/Vice President
 University of Illinois Chicago
Karen M. Whitney, Interim Chancellor/Vice President
 University of Illinois Springfield
Thomas R. Bearrows, University Counsel
Avijit Ghosh, Vice President, Chief Financial Officer
 and Comptroller
Jay Walsh, Interim Vice President of
 Economic Development and Innovation
Gregory Knott, Secretary of the Board of Trustees
 and the University

OFFICERS OF AFFILIATE ORGANIZATIONS

James H. Moore, Jr., President/CEO
 University of Illinois Foundation
Jennifer Dillavou, President
 University of Illinois Alumni Association





Founded in 1867 as one of America's original land-grant institutions, the University of Illinois Urbana-Champaign is consistently ranked as one of the top public research universities in the U.S.

- 17 colleges and instructional units
- 250+ programs of study
- 700+ registered student organizations
- 21 NCAA Division I athletic teams

BY THE NUMBERS (FALL 2020)

Full-Time Equivalent Employees	
Faculty	3,311
Administrative and Professional	4,040
Support Staff	4,843
Graduate Assistant (headcount)	5,954
Degrees Awarded (2019-20)	13,990
Operating Budget*	\$2.9B
Separately Funded Research	\$534.4M

* Includes \$564.5 million in payments made for employee benefits and \$9.2 million for the Academic Facilities Maintenance Fund Assessment (AFMFA)

ENROLLMENT	Headcount	Percent
Total	52,679	
Undergraduate	33,683	63.9%
Male	18,161	53.9%
Female	15,522	46.1%
Black	2,138	6.3%
Hispanic	4,637	13.8%
American Indian/Alaskan Native	9	0.0%
Asian	6,703	19.9%
Native Hawaiian/Pacific Islander	13	0.0%
Two or more races	1,191	3.5%
Graduate	17,933	34.0%
Professional	1,063	2.0%
Illinois Residents**	30,832	58.5%
Out-of-State Residents**	11,707	22.2%
International**	10,140	19.2%

** Based on permanent home address



ENROLLMENT BY ACADEMIC UNIT (FALL 2020)

College of Agricultural, Consumer & Environmental Sciences	3,521
College of Applied Health Sciences	2,381
Gies College of Business	8,234
College of Education	1,998
The Grainger College of Engineering	11,910
College of Fine and Applied Arts	2,434
Division of General Studies	2,673
Graduate College	22
School of Information Sciences	1,004
School of Labor & Employment Relations	266
College of Law	469
College of Liberal Arts & Sciences	14,531
College of Media	1,128
Carle Illinois College of Medicine	110
School of Social Work	703
College of Veterinary Medicine	607
Center for Innovation in Teaching & Learning	688

The University of Illinois Urbana-Champaign has been a **national and worldwide leader** in fighting the COVID-19 pandemic by developing a **robust testing and tracing strategy called SHIELD**, which includes a cost-effective, rapid saliva-based test.

The Grainger College of Engineering's Illinois Quantum Information Science and Technology Center will launch a **National Science Foundation Quantum Leap Challenge Institute for Hybrid Quantum Architectures and Networks** thanks to a \$25 million award.

A **Call to Action** initiative will support UIUC faculty research and establish working groups charged with **taking concrete steps to dismantle systemic racism and injustice**.



Led by the University of Illinois System in partnership with top regional and global research institutions, the Discovery Partners Institute (DPI) is a Chicago-based center, focused on economic and workforce development. DPI does three things: talent development for high-demand tech jobs; applied research and development; and strengthening the city's tech ecosystem.

DPI will help retain the students we've educated, make our current workforce more skilled and diversify our tech talent pipeline, with an intentional focus on reaching underrepresented and underserved populations.

DPI launched an inaugural group of **eight world-class research teams** from the U of I System and partner universities with more than \$1 million in seed funding. The goal is to **develop these multi-disciplinary teams into international centers of excellence** that will achieve significant economic and societal impact in key sectors such as healthcare, food and agriculture, the environment, and construction.



The Illinois Innovation Network (IIN) links universities, communities, and industry to drive innovation and economic development throughout the state.

University of Illinois Board of Trustees Chairman Don Edwards and his wife, Anne, donated \$10 million to their alma mater, the University of Illinois Urbana-Champaign – the largest gift ever by a U of I trustee. This gift will fund scholarships and athletics, as well as IIN and DPI.





The University of Illinois Chicago is the city's only public research university and is one of the most ethnically and culturally diverse college campuses nationwide.

- 16 colleges and instructional units
- 260+ programs of study
- 400+ registered student organizations
- 16 NCAA Division I athletic teams

BY THE NUMBERS (FALL 2020)

Full-Time Equivalent Employees	
Faculty	2,953
Administrative and Professional	2,865
Support Staff	7,320
Graduate Assistant (headcount)	3,337
Degrees Awarded (2019-20)	7,847
Operating Budget*	\$3.45B
Separately Funded Research	\$332.4M

* Includes \$760.5 million in payments made for employee benefits and \$16.2 million for the Academic Facilities Maintenance Fund Assessment (AFMFA)

ENROLLMENT

	Headcount	Percent
Total	33,518	
Undergraduate	21,921	65.4%
Male	10,473	47.8%
Female	11,448	52.2%
Black	1,684	7.7%
Hispanic	7,531	34.4%
American Indian/Alaskan Native	8	0.0%
Asian	4,521	20.6%
Native Hawaiian/Pacific Islander	7	0.0%
Two or more races	645	2.9%
Graduate	7,512	22.4%
Professional	4,085	12.2%
Illinois Residents**	27,706	82.7%
Out-of-State Residents**	2,329	6.9%
International**	3,483	10.4%

** Based on permanent home address



ENROLLMENT BY ACADEMIC UNIT (FALL 2020)

College of Applied Health Sciences	2,163
College of Architecture, Design, and the Arts	1,358
College of Business Administration	4,234
College of Dentistry	473
College of Education	1,206
College of Engineering	5,443
Graduate College	217
UIC John Marshall Law School	1,029
College of Liberal Arts & Sciences	11,410
College of Medicine	
Chicago	961
Peoria	244
Rockford	263
Urbana-Champaign	26
College of Nursing	1,589
College of Pharmacy	871
School of Public Health	857
Jane Addams College of Social Work	499
College of Urban Planning and Public Affairs	505
Extended Campus	170

The University of Illinois Chicago co-lead a **\$56 million, City of Chicago-funded contact tracing program** to aid the response to the COVID-19 pandemic and help stem the spread of the virus in Chicago.

A first-of-its-kind contraceptive developed at UIC called **Phexxi** was approved by the U.S. Food and Drug Administration, and is **the fourth drug developed by researchers at UIC to achieve FDA approval.**

UIC will lead a new, **national consortium of 16 Hispanic-Serving Institutions** following a \$150,000 grant from the Andrew W. Mellon Foundation.



Dedicated to the pursuit of health equity, UI Health provides comprehensive care, education, and research to foster healthy communities throughout Illinois and train the next generations of healthcare leaders.

UI Health is an academic health enterprise that comprises the clinical services of the University of Illinois Hospital & Clinics and the seven UIC health science colleges. By delivering high-quality care for all, while providing access for our patients to innovative education and translational research, UI Health improves the health and well-being for the state of Illinois and beyond.

- More than 40 care locations throughout the state, including a 462-bed hospital, 26 outpatient clinics, and 14 federally qualified Mile Square Health Centers
- 17,447 inpatient discharges
- 454,658 outpatient clinic visits
- 1,000 physicians/advanced practitioners
- 45,089 emergency department visits
- 2,021 deliveries

In 2020, UI Health broke ground on the **Outpatient Surgery Center & Specialty Clinics** building, slated to open in fall of 2022. The new building will include six floors of patient care space, including eight operating and eight procedure rooms, 48 pre- and post-surgery bays, and clinic space.

UI Health is a clinical trial site for a **COVID-19 vaccine**. The Moderna vaccine candidate is an RNA-based vaccine designed to help the body produce antibodies that protect against COVID-19.

UI Health and the Illinois Department of Public Health received a \$9.5 million grant for a **maternal outcomes improvement project aimed at lowering pregnancy-related mortality rates**.



The University of Illinois Springfield is a regional university that emphasizes liberal arts and a broad engagement in public affairs issues. UIS is also a recognized leader in online education.

- 4 academic colleges
- 30 undergraduate and 21 graduate degrees
- 70+ registered student organizations
- 15 NCAA Division II athletic teams

BY THE NUMBERS (FALL 2020)

Full-Time Equivalent Employees	
Faculty	239
Administrative and Professional	217
Support Staff	318
Graduate Assistant (headcount)	235
Degrees Awarded (2019-20)	1,187
Operating Budget*	\$124.2M
Separately Funded Research (2018-19)	\$15.3M

* Includes \$31.6 million in payments made for employee benefits and \$1 million for the Academic Facilities Maintenance Fund Assessment (AFMFA)

ENROLLMENT	Headcount	Percent
Total	4,146	
Undergraduate	2,654	64.0%
Male	1,257	47.4%
Female	1,397	52.6%
Black	374	14.1%
Hispanic	292	11.0%
American Indian/Alaskan Native	4	0.2%
Asian	101	3.8%
Native Hawaiian/Pacific Islander	3	0.1%
Two or more races	111	4.2%
Graduate	1,492	36.0%
Illinois Residents**	3,241	78.2%
Out-of-State Residents**	650	15.7%
International**	255	6.2%

** Based on permanent home address



ENROLLMENT BY ACADEMIC UNIT (FALL 2020)

College of Business and Management	816
College of Education and Human Services	356
College of Liberal Arts and Sciences	1,900
College of Public Affairs and Administration	816
Non-degree Seeking/Undecided	258

The University of Illinois Springfield continues its excellence in online education, ranking among the **top 10 percent in the country in online bachelor's degree programs** while also leading the way in remote learning during the COVID-19 pandemic. A record number of educators took the UIS' **"Overview of Online Instruction,"** more than doubling in participants from 2019.

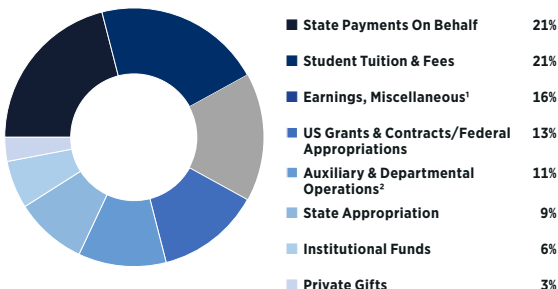
UIS is celebrating its **50th anniversary** during academic year 2020-21, as the public liberal arts university reflects on a bold legacy and looks forward to a bright future as an educational leader in central Illinois and beyond.

UIS held a grand opening for **Sangamon Experience**, its new on-campus exhibition telling the history of the Sangamon Region of central Illinois.



The total FY 2021 operating budget* for the University of Illinois System is \$6.74 billion.

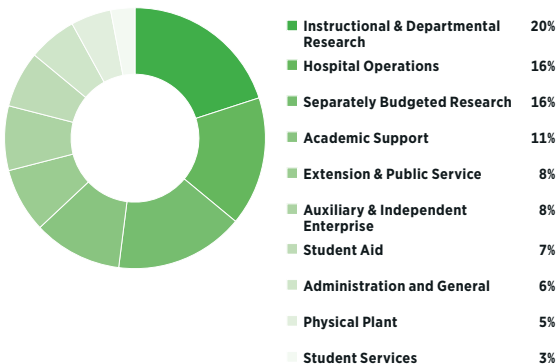
WHERE DOES THE MONEY COME FROM?



¹ e.g. hospital & medical services plans

² e.g. bookstores, housing

HOW IS THE MONEY SPENT?



* Includes \$1.4 billion in payments made on behalf of the System for employee benefits and \$26.4 million for the Academic Facilities Maintenance Fund Assessment (AFMFA)

	UIUC	UIC	UIS
Undergraduate Tuition	\$12,254	\$10,776	\$9,503
Graduate Tuition	\$13,176	\$11,870	\$7,974
Mandatory Fees	\$4,608	\$4,716	\$4,192
On-campus Housing	\$11,168	\$11,553	\$9,760

Rates shown are base, in-state, two-semester rates for entering undergraduate and graduate students. Out-of-state, international, professional, and specific programmatic rates vary. Mandatory fees may vary by program and level. Housing rates vary based on room capacity and meal plans. For detailed information, visit the registrar websites at each university.

AFFORDABILITY

The U of I System is committed to holding the line on tuition and fulfilling its land-grant mission of access and affordability. This fall, in-state tuition increased for the first time in six years, a sub-inflationary increase that followed a five-year tuition freeze that was the longest in a half-century.

THE ILLINOIS GUARANTEE

Incoming undergraduate students enrolled in a baccalaureate degree program, including transfer students, receive a four-year guaranteed lock on tuition rates.

AIM HIGH

High-achieving Illinois high school students have the opportunity to have tuition covered at each of the U of I System's three universities through a combination of state and university funds under the AIM HIGH program.

ILLINOIS COMMITMENT

A financial-aid program at Urbana-Champaign for qualified in-state students covers tuition and fees for those whose family income is less than \$67,100 a year.

UIC OPPORTUNITY GRANT

A new financial-aid program in 2019, the UIC Opportunity Grant awarded more than \$40 million in institutional funding to Illinois residents in its first year.

FINANCIAL

AID

STUDENT AID IN 2019-20

\$1.6+ BILLION

54.8% IS "GIFT" AID: SCHOLARSHIPS, GRANTS, FELLOWSHIPS, TUITION AND FEE WAIVERS

45.2% THROUGH EMPLOYMENT & LOANS

213,618

AWARDS TO STUDENTS

\$229.7M STUDENT EARNINGS FROM UNIVERSITY-RELATED JOBS

PRIVATE GIVING

FISCAL YEAR 2020

\$420.5 MILLION

GIFT INCOME
JULY 1, 2015 TO
JUNE 30, 2020

\$1.5B

SEPARATE
GIFTS

142,989

ADMISSIONS

Urbana-Champaign

Office of Admissions and Records, MC-061
901 W. Illinois St., Urbana, IL 61801
217-333-0302 | admissions.illinois.edu

Chicago

Office of Admissions and Records, MC-018
1200 W. Harrison St., Ste. 1100, Chicago, IL 60607
312-996-4350 | admissions.uic.edu

Springfield

Office of Admissions and Records, MS UHB 1080
One University Plaza, Springfield, IL 62703
217-206-4847 | uis.edu/admissions

AFFILIATES

University of Illinois Alumni Association

601 S. Lincoln Ave., Urbana, IL 61801
217-333-1471 | uiaa.org

University of Illinois Foundation

1305 W. Green St., Urbana, IL 61801
217-333-2962 | uif.uillinois.edu

Pocket Facts is produced by the System Office for University Relations. Data is provided by the System Office for Planning and Budgeting. Photos courtesy of each university.

For additional copies or alternative formats, email infosource@uillinois.edu.



URBANA-CHAMPAIGN



CHICAGO



SPRINGFIELD

THREE UNIVERSITIES. ONE SYSTEM.
ALTOGETHER EXTRAORDINARY.™



UNIVERSITY OF ILLINOIS SYSTEM

UILLINOIS.EDU

