



A perfect storm

It has been a difficult start to 2022. Covid lockdowns disrupted supply chains, which in turn fed into inflation. As a result, central banks around the world were forced to consider raising interest rates, causing concern in both equity and bond markets. This concern quickly turned into a crisis when Russia invaded Ukraine in late February, a development that markets did not think would materialise.

One major consequence of the Russian-Ukraine conflict, and the sanctions that ensued, is the jump in commodities prices. Russia is a major exporter not only of oil & gas, but also industrial metals like nickel, and agricultural commodities such as wheat and sunflower oil. The price of Brent Crude Oil surged and continues to stay above US\$100 per barrel.

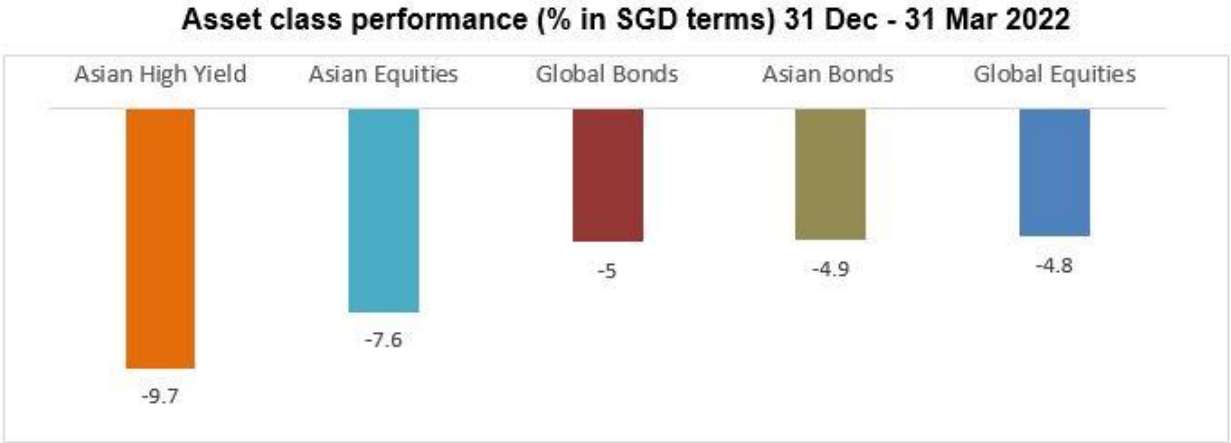
Markets in turmoil

The combination of geo-political uncertainties, surging inflation to multi-decade highs, and aggressive central bank tightening, have given rise to unusual market conditions. Both

equity and bond markets experienced sell-downs, but the prospect of rising interest rates caused bond markets to be more severely impacted.

Despite this, some equity sectors showed a degree of resilience, with energy and commodities producers able to benefit from rising prices. Banks were also favoured given their potential for better earnings amid higher interest rates. In terms of regions, Europe was deemed likely to bear the brunt of the Russia-Ukraine war, and markets fell accordingly.

As a result, global equities fell 4.8 percent during the quarter, with Europe leading the loss at 7.6 percent. US Treasury (UST) 2-year yields ended the quarter at 2.34 percent compared to 1.51 percent at the start of the period. The 10-year UST also yielded 2.34 percent, signaling a lack of investor confidence in longer term global growth. Meanwhile, yield spreads widened between government bonds and other bond sectors, an indication of widespread uncertainty across the bond investment universe. (All performances in SGD terms).



Source: UOBAM/Bloomberg. Indices used as follows: Asian High Yield – J.P.Morgan JACI Non-Investment Grade, Asian Equities – MSCI AC Asia ex Japan, Global Bonds – Bloomberg Global Aggregate Credit, Asian Bonds – J.P.Morgan JACI Investment Grade, Global Equities – MSCI All Country World

Q1 2022 Digital Adviser Performance

UOBAM Invest Digital Adviser Retail performance

1st Quarter 2022



The first quarter of 2022 had very unusual market conditions:



- Geopolitical uncertainties

+



- Rising inflation

+



- Aggressive interest rate hikes

Equity and fixed income markets have declined significantly...

Fixed income markets were severely affected by the selldown.



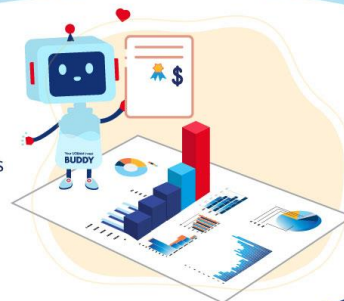
This resulted to the Very Conservative portfolio to be the weakest performer due to its **all-bonds allocation**.

We **do not see this phenomenon** as the 'new normal'.



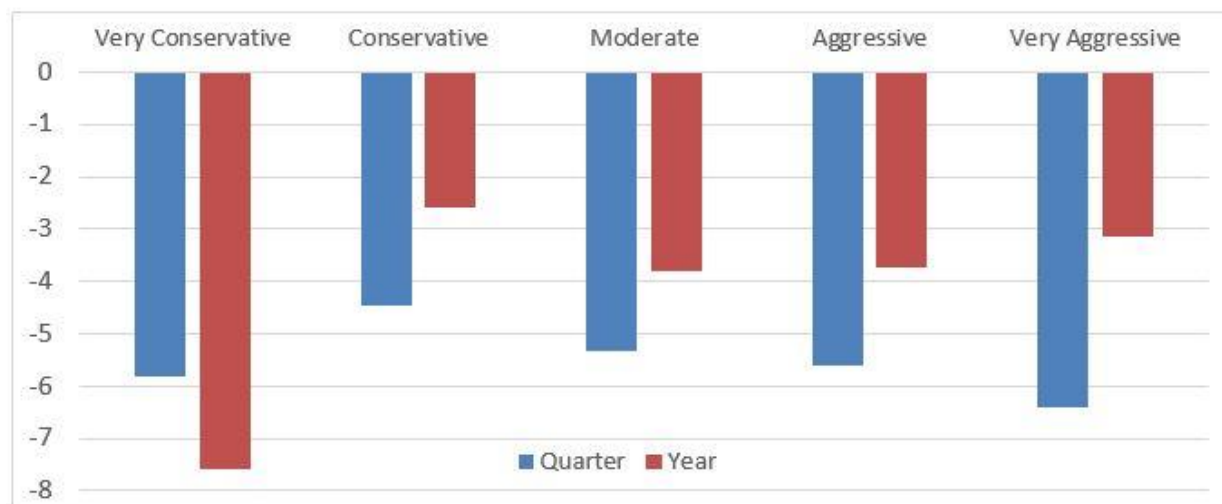
We expect a bounce back to **historic performance trends**.

Our **asset allocation framework stays the same**, including our exposure to bonds as a source of potential above-deposit returns.



As at 31 March 2022, UOB Asset Management's (UOBAM) robo-adviser, UOBAM Invest, for retail customers performed largely in line with the market. UOBAM Invest portfolios delivered 3-month returns of between -7.8 percent and -5.3 percent, from the Very Conservative portfolio to the Very Aggressive portfolios. Over one year, returns were largely positive, ranging from -4.4% to 5.4%.

Portfolio performance (% in SGD terms)



Source: UOBAM, Quarter from Dec 31 2021 to 31 March 2022. Year from 31 March 2021 to 31 March 2022. Performance on a Net Asset Value basis, before subscription fees. Past performance of the portfolio or UOBAM and any past performance, prediction, projection or forecast on the economy or markets are not necessarily indicative of the future or likely performance of the portfolio or UOBAM. Returns are calculated on a single pricing basis.

- The *Very Conservative* portfolio posted -7.8% returns for the quarter mainly due to the drag from fixed income, and in particular, emerging market bonds.
- The *Conservative* and *Moderate* portfolios had no emerging market bond exposure and therefore were able to perform better, although the allocation to US government bonds weighed on performance.
- The *Aggressive* and *Very Aggressive* portfolio had an allocation to Asian equities that detracted from performance, but their allocation to REITs helped to offset some of the losses.

Q2 2022 Market Outlook & Strategy

Federal Funds Futures are predicting as many as nine rate hikes by the US Federal Reserve (Fed) this year. This is the most aggressive tightening by the agency since 1994, and such expectations will likely keep the bond market under pressure.

However, some of this may already have been priced into the market. And while the Fed is committed to tame inflation, it will be mindful of the growth risk. High borrowing costs tend to slow consumer demand and corporate investments. The Russia-Ukraine conflict, sanctions and higher energy prices may also start taking a heavier toll on global and US economies.

As such, the Fed may choose to pause after a few rate hikes and wait for confirmation from economic data. If this plays out, and current fears of an overly aggressive Fed fail to materialise, we may see a relief rally in the bond market.

In the longer term, while 1Q 2022 was an anomaly where global bonds proved more volatile than equities, we do not see this to be the new norm. We would expect asset class performance to revert to their historic trends. As such, we continue to maintain our asset allocation framework, including our exposure to developed and emerging market government bonds, as a potential source of above-deposit returns and for diversification purposes.

We encourage you to take this opportunity to review your investment objective and portfolio. Should you require any assistance, please do not hesitate to contact us at UOBAMInvest@UOBGroup.com.

Important Notice & Disclaimers

This document is for your general information only. It does not constitute investment advice, recommendation or an offer or solicitation to deal in Exchange Traded Funds (“ETFs”) or in units in any Unit Trusts (“Unit Trusts”, ETFs and Unit Trusts shall together be referred to as “Fund(s)”) nor does it constitute any offer to take part in any particular trading or investment strategy. This document was prepared without regard to the specific objectives, financial situation or needs of any particular person who may receive it. The information is based on certain assumptions, information and conditions available as at the date of this document and may be subject to change at any time without notice. If any information herein becomes inaccurate or out of date, we are not obliged to update it. No representation or promise as to the performance of the Fund or the return on your investment is made.

Past performance of any Fund or UOB Asset Management Ltd (“UOBAM”) and any past performance, prediction, projection or forecast of the economic trends or securities market are not necessarily indicative of the future or likely performance of the Fund or UOBAM. The value of any Fund and the income from them, if any, may fall as well as rise, and may have high volatility due to the investment policies and/or portfolio management techniques employed by the Fund. Investments in any Fund involve risks, including the possible loss of the principal amount invested, and are not obligations of, deposits in, or guaranteed or insured by United Overseas Bank Limited (“UOB”), UOBAM, or any of their subsidiary, associate or affiliate (“UOB Group”) or distributors of the Fund. Market conditions may limit the ability of the platform to trade and investments in non-Singapore markets may be subject to exchange rate fluctuations. The Fund may use or invest in financial derivative instruments and you should be aware of the risks associated with investments in financial derivative instruments which are described in the respective Fund’s prospectus. The UOB Group may have interests in the Funds and may also perform or seek to perform brokering and other investment or securities-related services for the Fund. Investors should read the Fund’s prospectus, which is available and may be obtained from UOBAM or any of its appointed agents or distributors, before investing. **You may wish to seek advice from a financial adviser before making a commitment to invest in any Funds, and in the event that you choose not to do so, you should consider carefully whether the Fund is suitable for you.** Any reference to any specific country, financial product or asset class is used for illustration or information purposes only and you should not rely on it for any purpose. We will not be responsible for any loss or damage arising directly or indirectly in connection with, or as a result of, any person acting on any information provided in this document. Services offered by UOBAM Invest are subject to the UOBAM Invest Terms and Conditions.

UOB Asset Management Ltd Co. Reg. No. 198600120Z