

DIGITALISATION OF MUNICIPAL YOUTH WORK, 2019

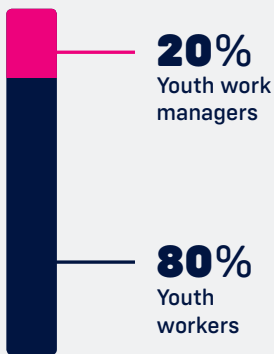
GEOGRAPHICAL DISTRIBUTION OF RESPONDENTS

NUMBER OF RESPONDENTS



1250

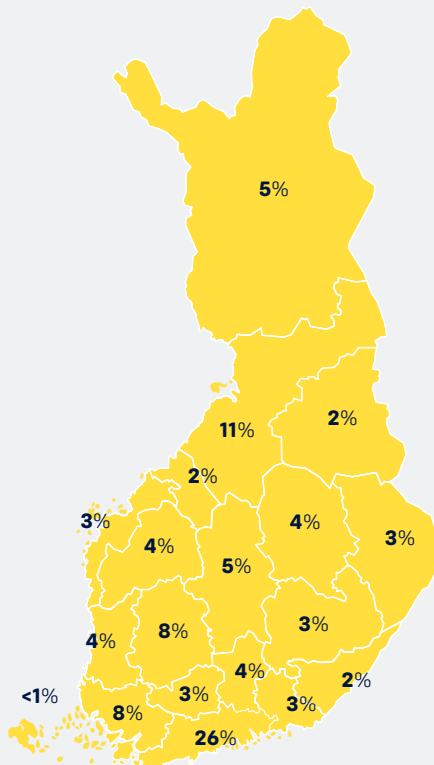
COMPOSITION OF RESPONDENTS



AVERAGE AGE OF RESPONDENTS 39 YEARS

NUMBER OF MUNICIPALITIES

267
311



95%
want to stay abreast of digital developments

80%
feel that digital technology should be used more extensively in municipal youth work

49%
consider interactions in digital environments to be just as real as face-to-face encounters

COMPETENCE



90%
rate their own digital competence as at least average

42%
consider themselves conversant with digital youth work practices

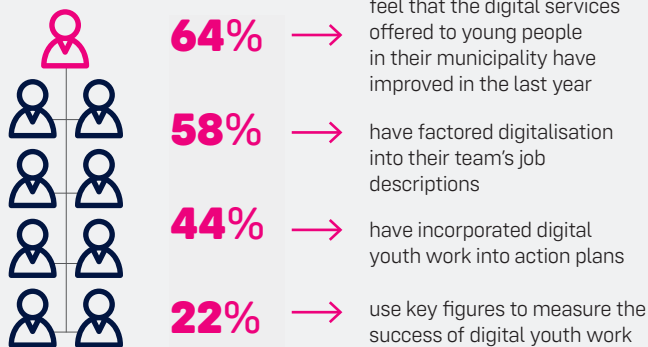
83%
would like more training relating to digitalisation

45%
feel capable of systematically incorporating digital technology into their work

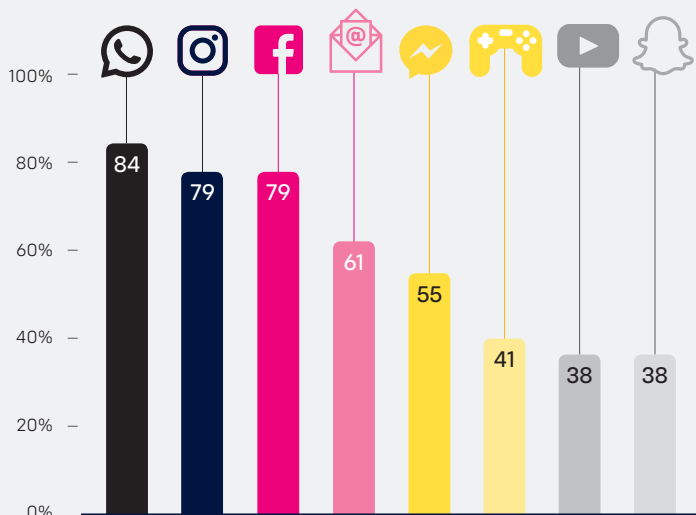
YOUTH WORKERS (in the last 3 months)



YOUTH WORK MANAGERS



MOST POPULAR SERVICES



CHALLENGES

