



COMBO ORGAN

VK-1

OWNER'S MANUAL

COMBO ORGAN

VK-1

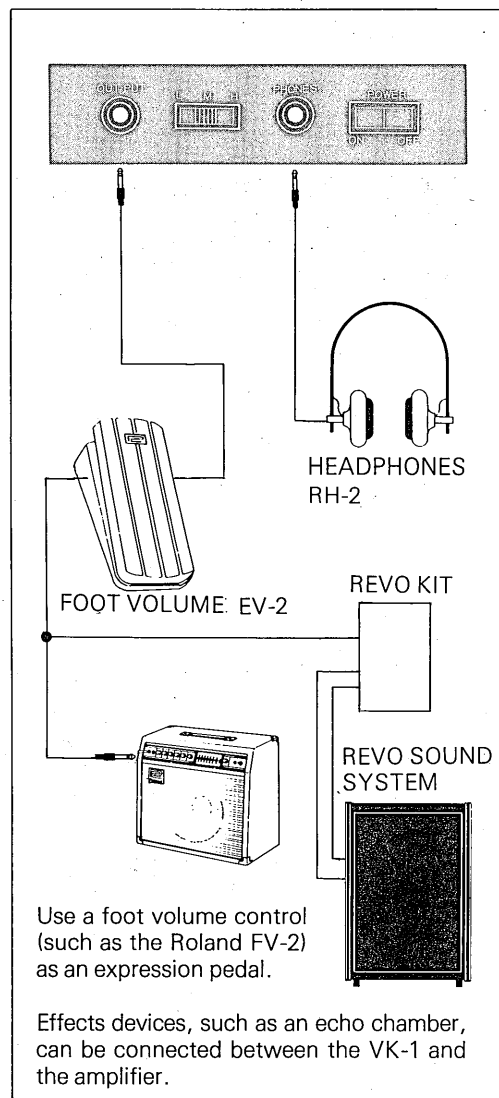
FEATURES

- Small, compact combo organ equipped with drawbars.
- Percussion section for creating sharp, percussive sounds. Includes 2nd, 3rd, and 5th harmonic selectors, and DECAY FAST and VOLUME SOFT selectors.
- Chorus-vibrato with variable RATE and DEPTH.
- Soft-touch selector switches with LED'S so show instantly how they are set.

Cautions:


- Make sure that the line voltage in your area meets the requirements given in the specifications. If not, use a transformer.
- If it is necessary to use this organ in an area with neon or fluorescent lights, keep the organ as far away from these lights as possible since they will induce high levels of noise. Sometimes changing the angle of the organ in relation to the lights will help reduce noise.
- Avoid very dusty and humid locations. Avoid high and low extremes of temperature since these will affect circuit and pitch stability.
- Clean the control panel with a neutral detergent. Use a soft, dry cloth for the wood parts. Do not use solvents such as paint thinner.

CONNECTIONS

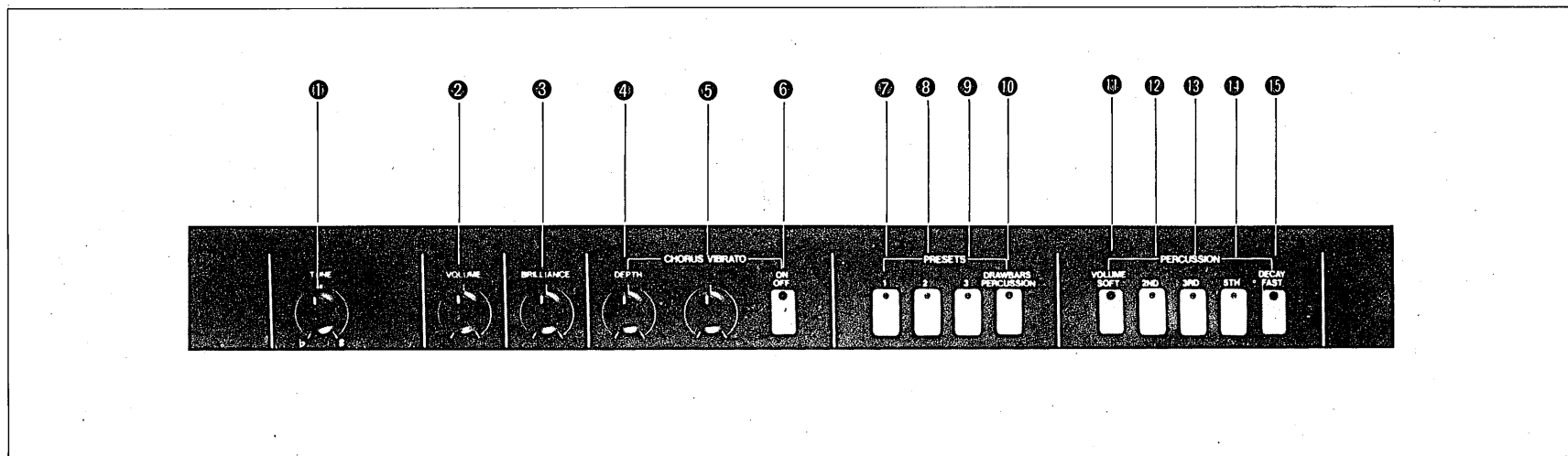


OPERATION

1. Turn the POWER switch (ⓐ) (rear panel) ON after plugging in the VK-1. The PREST 1 (ⓑ) LED will light.
2. Adjust the output level of the sound. Set the output level to match the amplifier or device connected to the VK-1.
3. Use the PRESET, drawbar, and PERCUSSION controls to set the desired sound.



THE CONTROLS



① TUNE Control

Controls the overall tuning of the keyboard (approximately ± 30 cents).

② VOLUME Control

Adjusts the output level of the sound.

③ BRILLIANCE Control

Overall tone control; turning clockwise causes the sound to become brighter.

CHORUS-VIBRATO Section

④ DEPTH Control

Controls the depth of the chorus-vibrato effect.

⑤ RATE Control

Controls the rate of the chorus-vibrato effect.

⑥ Chorus-vibrato ON/OFF Switch

The chorus-vibrato effect is ON when the LED is lit.

PRESET Sounds

⑦ PRESET 1 Selector

Selects the preset ENSEMBLE sound.

⑧ PRESET 2 Selector

Selects the preset FULL TIBIA sound.

⑨ PRESET 3 Selector

Selects the preset THEATER BRASS sound.

⑩ DRAWBAR/PERCUSION Selector

For sound set with the drawbars, and the percussion sounds.

The above selectors (⑦ through ⑩) cannot be used simultaneously. If more than one selector is pressed, the last one which is released will go ON.

PERCUSSION Selectors

⑪ VOLUME SOFT Selector

For lowering the level of the percussion in relation to the drawbar sound.

⑫ 2ND Selector

Selects the 4' pitch.

⑬ 3RD Selector

Selects the 2-2/3' pitch.

⑭ 5TH selector

Selects the 1-3/5' pitch.

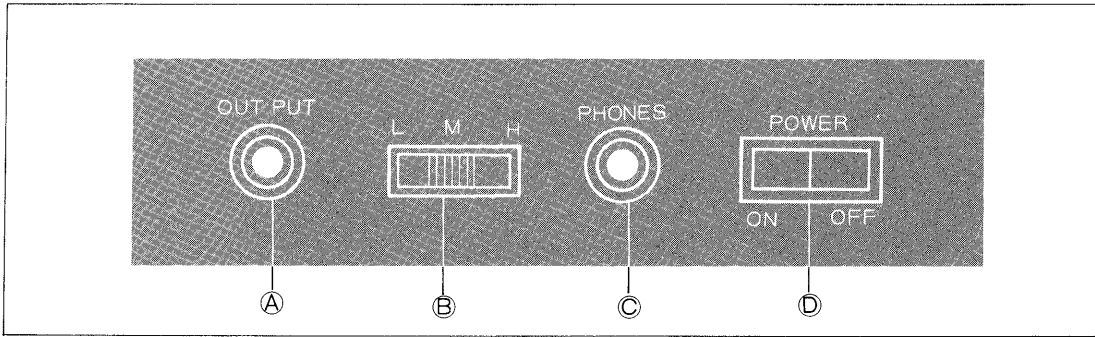
⑮ DECAY FAST Selector

Shortens the percussion decay time.

Two or more of the above selectors (⑪ through ⑮) can be used simultaneously for various effects.

⑯ Drawbars

REAR PANEL



Ⓐ OUTPUT Jack

Ⓑ OUTPUT LEVEL Switch

Select the output level which best matches the amplifier being used.

Audio amp: H	H: 0dB
Guitar amp: L or M	M: -12dB
PA mixer: H, L, or M	L: -24dB

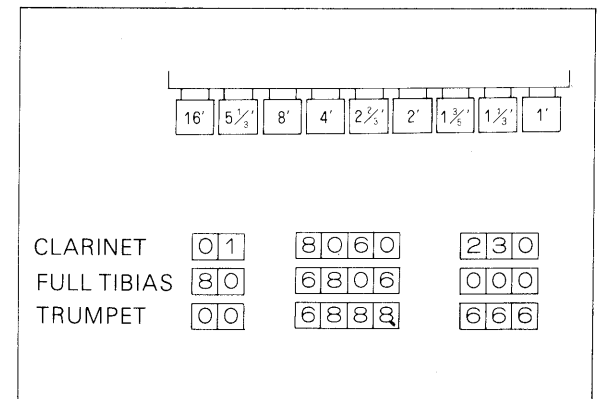
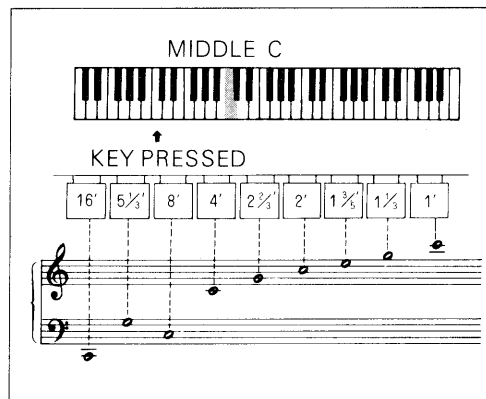
Ⓒ HEADPHONE Jack

Use 8Ω stereo headphones (such as Roland RH-2). Adjust the volume with the VOLUME control ②.

Ⓓ POWER Switch

THE DRAWBARS

The drawbars can be used to control the tone color of the organ. Each drawbar produces a sine wave at the pitch shown in the drawing. By pulling out the drawbars, these pitches (or harmonics) can be added together to produce various sounds.



SPECIFICATIONS

Keyboard: 61 keys; C₁ to C₆
Drawbars: 16', 5-1/3', 8', 4', 2-2/3', 2, 1-3/5',
1-1/3', 1'

Front Panel

PRESET Selectors: 1: ENSEMBLE
2: FULL TIBIA
3: THEATER BRASS
DRAWBAR & PERCUSSION
PERCUSSION: 2ND, 3RD, 5TH, VOLUME
SOFT, DECAY FAST
CHORUS-VIBRATO: ON/OFF, DEPTH, RATE
(0.3Hz-8Hz)
Overall Controls: VOLUME, BRILLIANCE, TUNE
(± 30 cents)

Rear Panel

Jacks: OUTPUT, HEADPHONES (8Ω)
Switches: OUTPUT (L: -24dB; M: -12dB;
H: 0dB), POWER

Dimensions: 1130(w) × 148(h) × 448(d) mm

Weight: 16kg


Accessories: 2.5m connection cord (LP-25)

**Specifications subject to change without
notice**

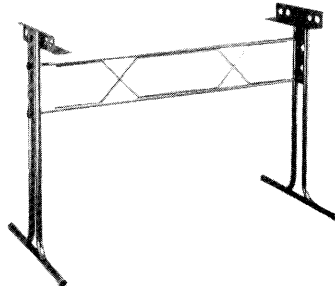
ACCESSORIES (Sold separately)



EXPRESSION PEDAL FV-2



HEADPHONES RH-2



STAND KS-20

Roland Corporation

TUNE



VOLUME



BRILLIANCE



DEPTH



CHORUS VIBRATO
SPEED



ON
OFF



PRESETS
1



2



3




4
DRAWBARS
PERCUSSION



PERCUSSION
VOLUME
SOFT



2ND



3RD



5TH



DECAY
FAST

